

Pirelli Portuguese Round, 29 September - 1 October 2023
Results Tissot Superpole

No.	Rider	Nat	Team	Bike	Class	Time	Gap	Rel.	Laps	Speed	
										Avg	Max
1	11 N. BULEGA	ITA	Aruba.it Racing WorldSSP Team	Ducati Panigale V2		1'42.769			8	160,858	279,3
2	62 S. MANZI	ITA	Ten Kate Racing Yamaha	Yamaha YZF R6		1'43.292	0.523	0.523	8	160,043	276,4
3	55 Y. MONTELLA	ITA	Barni Spark Racing Team	Ducati Panigale V2		1'43.504	0.735	0.212	9	159,716	279,3
4	9 J. NAVARRO	ESP	Ten Kate Racing Yamaha	Yamaha YZF R6		1'43.541	0.772	0.037	9	159,658	275,7
5	94 V. DEBISE	FRA	GMT94 Yamaha	Yamaha YZF R6		1'43.553	0.784	0.012	9	159,640	281,5
6	71 T. EDWARDS	AUS	Yart-Yamaha WorldSSP Team	Yamaha YZF R6	*	1'43.649	0.880	0.096	9	159,492	284,4
7	23 M. SCHROETTER	GER	MV Agusta Reparto Corse	MV Agusta F3 800 RR		1'43.690	0.921	0.041	8	159,429	279,3
8	28 G. VAN STRAALEN	NED	EAB Racing Team	Yamaha YZF R6		1'43.726	0.957	0.036	6	159,374	277,1
9	61 C. ONCU	TUR	Kawasaki Puccetti Racing	Kawasaki ZX-6R		1'43.735	0.966	0.009	8	159,360	282,9
10	64 F. CARICASULO	ITA	Althea Racing Team	Ducati Panigale V2		1'43.860	1.091	0.125	8	159,168	282,9
11	48 L. DALLA PORTA	ITA	Evan Bros. WorldSSP Yamaha Team	Yamaha YZF R6		1'43.866	1.097	0.006	9	159,159	282,2
12	99 A. HUERTAS	ESP	MTM Kawasaki	Kawasaki ZX-6R		1'43.928	1.159	0.062	8	159,064	280,7
13	69 T. BOOTH-AMOS	GBR	Motozoo ME AIR Racing	Kawasaki ZX-6R	*	1'44.066	1.297	0.138	9	158,853	280,0
14	3 R. DE ROSA	ITA	Orelac Racing Verdnavatura	Ducati Panigale V2		1'44.179	1.410	0.113	8	158,681	279,3
15	66 N. TUULI	FIN	PTR Triumph	Triumph Street Triple RS 765		1'44.366	1.597	0.187	9	158,396	274,3
16	72 Y. RUIZ	ESP	MDR Offtec Yamaha	Yamaha YZF R6		1'44.369	1.600	0.003	8	158,392	273,6
17	54 B. SOFUOGLU	TUR	MV Agusta Reparto Corse	MV Agusta F3 800 RR		1'44.531	1.762	0.162	9	158,146	282,2
18	50 O. VOSTATEK	CZE	PTR Triumph	Triumph Street Triple RS 765		1'44.758	1.989	0.227	9	157,804	284,4
19	17 J. MCPHEE	GBR	D34G Racing	Ducati Panigale V2		1'45.106	2.337	0.348	7	157,281	282,2
20	22 F. FULIGNI	ITA	Orelac Racing Verdnavatura	Ducati Panigale V2	*	1'45.154	2.385	0.048	9	157,209	277,8
21	73 M. KOFLER	AUT	D34G Racing	Ducati Panigale V2	*	1'45.507	2.738	0.353	8	156,683	282,9
22	45 T. SMITS	NED	Yamaha Thailand Racing Team	Yamaha YZF R6		1'45.603	2.834	0.096	8	156,541	275,7
23	51 A. SARMOON	THA	Yamaha Thailand Racing Team	Yamaha YZF R6		1'45.651	2.882	0.048	8	156,470	272,9
24	27 A. DIAZ	ESP	Arco Yart Yamaha WorldSSP	Yamaha YZF R6	*	1'45.692	2.923	0.041	10	156,409	277,1
25	95 T. MACKENZIE	GBR	PETRONAS MIE Racing Honda Team	Honda CBR600RR		1'45.765	2.996	0.073	7	156,301	269,6
26	68 L. POWER	AUS	Motozoo ME AIR Racing	Kawasaki ZX-6R	*	1'45.901	3.132	0.136	9	156,101	277,8
27	88 A. MIGNO	ITA	PETRONAS MIE Racing Honda Team	Honda CBR600RR		1'46.068	3.299	0.167	9	155,855	275,7
28	16 Y. OKAYA	JPN	ProDina Kawasaki Racing	Kawasaki ZX-6R	*	1'46.200	3.431	0.132	9	155,661	277,8
29	35 L. TACCINI	ITA	Vince64 by Puccetti Racing	Kawasaki ZX-6R		1'46.334	3.565	0.134	9	155,465	277,1
30	26 M. NORRODIN	MAS	PETRONAS MIE Racing Honda Team	Honda CBR600RR		1'46.539	3.770	0.205	8	155,166	281,5
Not Qualified											
NQ	98 M. ABE	JPN	VFT Racing WEBIKE Yamaha	Yamaha YZF R6	*	1'48.129	5.360	1.590	9	152,884	274,3

Qualifying Lap Time (105% of 1'42.769): **1'47.908**

* WorldSSP Challenge

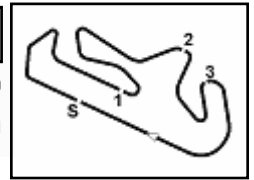
AIR	Humidity:	44%	Temp:	27°C
TRACK	Condition:	Dry	Temp:	30°C

Records	Pole	[SP]	2022	D.Aegerter	1'43.065	160,400	Km/h
	Race	[RC2]	2022	R.De Rosa	1'44.123	158,770	Km/h
	All Times	[SP]	2022	D.Aegerter	1'43.065	160,400	Km/h

Start 30/09/2023 10:25 End 10:54 The results are provisional until the end of the time limit for protests and appeals and the completion of the technical checks.

These data/results cannot be reproduced, stored and/or transmitted in whole or in part by any manner of electronic, mechanical, photocopying, recording, broadcasting or otherwise now known or herein after developed without the previous express consent by the copyright owner, except for reproduction in daily press and regular printed publications on sale to the public within 60 days of the event related to those data/results and always provided that copyright symbol appears together as follows below.

© DORNA WSBK ORGANIZATION Srl 2023



Pirelli Portuguese Round, 29 September - 1 October 2023
Results Tissot Superpole

Session Highlights

Local Time	No. Rider	Description
10.25.00		Start
10.32.48	27 A. DIAZ	Lap Cancelled [1'46.208] - Exceeded Track Limits - Turn 4
10.33.01	28 G. VAN STRAALEN	Crashed - Turn 8
10.33.12	28 G. VAN STRAALEN	Re-joined
10.35.06	17 J. MCPHEE	Lap Cancelled [2'11.469] - Yellow Flag - Turn 8
10.35.11	11 N. BULEGA	Lap Cancelled [2'10.379] - Yellow Flag - Turn 8
10.35.16	3 R. DE ROSA	Lap Cancelled [2'10.646] - Yellow Flag - Turn 8
10.35.21	94 V. DEBISE	Lap Cancelled [2'05.034] - Yellow Flag - Turn 8
10.35.26	55 Y. MONTELLA	Lap Cancelled [2'19.692] - Yellow Flag - Turn 8
10.35.31	23 M. SCHROETTER	Lap Cancelled [2'12.673] - Yellow Flag - Turn 8
10.35.36	72 Y. RUIZ	Lap Cancelled [2'06.645] - Yellow Flag - Turn 8
10.35.41	71 T. EDWARDS	Lap Cancelled [2'07.411] - Yellow Flag - Turn 8
10.35.46	48 L. DALLA PORTA	Lap Cancelled [2'06.748] - Yellow Flag - Turn 8
10.35.51	69 T. BOOTH-AMOS	Lap Cancelled [2'05.788] - Yellow Flag - Turn 8
10.41.32		RED FLAG
10.41.59	95 T. MACKENZIE	Crashed - Turn 13
10.42.09	95 T. MACKENZIE	Re-joined
10.45.00		Session Restart
10.51.25		Top 3 Confirmed
10.54.41		End Of Session

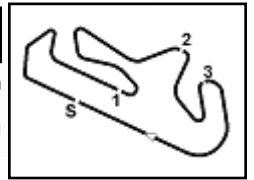
Fastest Laps Sequence

No.	Rider	Nat	Team	Bike	Local Time	Time	Gap	Avg
55	Y. MONTELLA	ITA	Barni Spark Racing Team	Ducati Panigale V2	10:28'43.874	1'44.237		158,592
94	V. DEBISE	FRA	GMT94 Yamaha	Yamaha YZF R6	10:28'44.157	1'44.096	-0.141	158,807
62	S. MANZI	ITA	Ten Kate Racing Yamaha	Yamaha YZF R6	10:29'55.283	1'43.894	-0.202	159,116
28	G. VAN STRAALEN	NED	EAB Racing Team	Yamaha YZF R6	10:29'55.381	1'43.726	-0.168	159,374
11	N. BULEGA	ITA	Aruba.it Racing WorldSSP Team	Ducati Panigale V2	10:30'22.593	1'43.132	-0.594	160,292
11	N. BULEGA	ITA	Aruba.it Racing WorldSSP Team	Ducati Panigale V2	10:41'15.384	1'42.769	-0.363	160,858

Start 10:25 End 10:54 The results are provisional until the end of the time limit for protests and appeals and the completion of the technical checks.

These data/results cannot be reproduced, stored and/or transmitted in whole or in part by any manner of electronic, mechanical, photocopying, recording, broadcasting or otherwise now known or herein after developed without the previous express consent by the copyright owner, except for reproduction in daily press and regular printed publications on sale to the public within 60 days of the event related to those data/results and always provided that copyright symbol appears together as follows below.

© DORNA WSBK ORGANIZATION Srl 2023



Portimao 4.592 m

Pirelli Portuguese Round, 29 September - 1 October 2023 Results Race 1

Laps 17 = 78,064 Km - Time of Race 29'30.175 - Avg. 158,759 km/h

1 / 2

Pos	Grid	No. Rider	Nat	Team	Bike	Class	LL	Gap	Rel.	Fastest Lap	Speed	Qualifying	Speed
1	1	11 N. BULEGA	ITA	Aruba.it Racing WorldSSP Team	Ducati Panigale V2		17			1'43.846	280,0	1'42.769	279,3
2	2	62 S. MANZI	ITA	Ten Kate Racing Yamaha	Yamaha YZF R6		17	2.637	2.637	1'43.710	282,2	1'43.292	276,4
3	4	9 J. NAVARRO	ESP	Ten Kate Racing Yamaha	Yamaha YZF R6		17	6.521	3.884	1'43.819	279,3	1'43.541	275,7
4	7	23 M. SCHROETTER	GER	MV Agusta Reparto Corse	MV Agusta F3 800 RR		17	14.090	7.569	1'44.495	282,2	1'43.690	279,3
5	5	94 V. DEBISE	FRA	GMT94 Yamaha	Yamaha YZF R6		17	14.250	0.160	1'44.242	280,7	1'43.553	281,5
6	10	64 F. CARICASULO	ITA	Althea Racing Team	Ducati Panigale V2		17	15.410	1.160	1'44.583	285,9	1'43.860	282,9
7	17	54 B. SOFUOGLU	TUR	MV Agusta Reparto Corse	MV Agusta F3 800 RR		17	20.949	5.539	1'44.467	282,2	1'44.531	282,2
8	14	3 R. DE ROSA	ITA	Orelac Racing Verdnatura	Ducati Panigale V2		17	22.986	2.037	1'44.551	280,0	1'44.179	279,3
9	15	66 N. TUULI	FIN	PTR Triumph	Triumph Street Triple RS 765		17	25.683	2.697	1'44.503	281,5	1'44.366	274,3
10	11	48 L. DALLA PORTA	ITA	Evan Bros. WorldSSP Yamaha Team	Yamaha YZF R6		17	28.865	3.182	1'45.180	288,2	1'43.866	282,2
11	6	71 T. EDWARDS	AUS	Yart-Yamaha WorldSSP Team	Yamaha YZF R6	*	17	28.944	0.079	1'44.621	287,4	1'43.649	284,4
12	18	50 O. VOSTATEK	CZE	PTR Triumph	Triumph Street Triple RS 765		17	29.081	0.137	1'45.095	284,4	1'44.758	284,4
13	19	17 J. MCPHEE	GBR	D34G Racing	Ducati Panigale V2		17	32.860	3.779	1'45.048	285,2	1'45.106	282,2
14	9	61 C. ONCU	TUR	Kawasaki Puccetti Racing	Kawasaki ZX-6R		17	37.565	4.705	1'44.915	282,2	1'43.735	282,9
15	13	69 T. BOOTH-AMOS	GBR	Motozoo ME AIR Racing	Kawasaki ZX-6R	*	17	40.212	2.647	1'44.641	280,7	1'44.066	280,0
16	16	72 Y. RUIZ	ESP	MDR Offitec Yamaha	Yamaha YZF R6		17	42.049	1.837	1'44.915	277,8	1'44.369	273,6
17	23	51 A. SARMOON	THA	Yamaha Thailand Racing Team	Yamaha YZF R6		17	46.969	4.920	1'45.911	283,7	1'45.651	272,9
18	26	68 L. POWER	AUS	Motozoo ME AIR Racing	Kawasaki ZX-6R	*	17	47.119	0.150	1'45.820	278,6	1'45.901	277,8
19	21	73 M. KOFLER	AUT	D34G Racing	Ducati Panigale V2	*	17	47.208	0.089	1'45.752	287,4	1'45.507	282,9
20	22	45 T. SMITS	NED	Yamaha Thailand Racing Team	Yamaha YZF R6		17	47.371	0.163	1'45.854	281,5	1'45.603	275,7
21	20	22 F. FULIGNI	ITA	Orelac Racing Verdnatura	Ducati Panigale V2	*	17	47.576	0.205	1'45.664	281,5	1'45.154	277,8
22	25	95 T. MACKENZIE	GBR	PETRONAS MIE Racing Honda Team	Honda CBR600RR		17	47.763	0.187	1'46.030	278,6	1'45.765	269,6
23	24	27 A. DIAZ	ESP	Arco Yart Yamaha WorldSSP	Yamaha YZF R6	*	17	48.060	0.297	1'45.852	278,6	1'45.692	277,1
24	29	26 M. NORRODIN	MAS	PETRONAS MIE Racing Honda Team	Honda CBR600RR		17	57.213	9.153	1'46.453	277,8	1'46.539	281,5
25	27	16 Y. OKAYA	JPN	ProDina Kawasaki Racing	Kawasaki ZX-6R	*	17	57.223	0.010	1'46.211	280,0	1'46.200	277,8
26	30	98 M. ABE	JPN	VFT Racing WEBIKE Yamaha	Yamaha YZF R6	*	17	1'31.202	33.979	1'48.403	275,0		274,3
27	31	88 A. MIGNO	ITA	PETRONAS MIE Racing Honda Team	Honda CBR600RR		13	4 Laps	4 Laps	1'46.769	275,0		275,7
-----Not Classified-----													
RET	8	28 G. VAN STRAALEN	NED	EAB Racing Team	Yamaha YZF R6		14	3 Laps		1'44.823	277,8	1'43.726	277,1
RET	28	35 L. TACCINI	ITA	Vince64 by Puccetti Racing	Kawasaki ZX-6R		13	4 Laps		1'46.994	280,7	1'46.334	277,1
RET	3	55 Y. MONTELLA	ITA	Barni Spark Racing Team	Ducati Panigale V2		6	11 Laps		1'43.686	286,7	1'43.504	279,3
RET	12	99 A. HUERTAS	ESP	MTM Kawasaki	Kawasaki ZX-6R		0				46,4	1'43.928	280,7

AIR	Humidity:	43%	Temp:	29°C
TRACK	Condition:	Dry	Temp:	40°C

Records	Pole (SP)	2023	N.Bulega	1'42.769	160,858 Km/h
	Race (RC2)	2022	R.De Rosa	1'44.123	158,766 Km/h
	All Times (SP)	2023	N.Bulega	1'42.769	160,858 Km/h
Race Fastest Lap	[New Record]	Lap 4	Y.Montella	1'43.686	159,435 Km/h

LAP LEADERS				
No. Rider	From	To	Laps	Total
11 N. BULEGA	1	17	17	17

TOTAL LEADER LAPS	
No. Rider	Laps
11 N. BULEGA	249
62 S. MANZI	40
61 C. ONCU	28
54 B. SOFUOGLU	17
95 T. MACKENZIE	9
64 F. CARICASULO	8
23 M. SCHROETTER	1
94 V. DEBISE	1

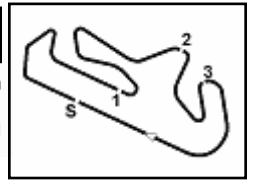
* WorldSSP Challenge

Start End The results are provisional until the end of the time limit for protests and appeals and the completion of the technical checks.

30/09/2023 15:15 15:53

These data/results cannot be reproduced, stored and/or transmitted in whole or in part by any manner of electronic, mechanical, photocopying, recording, broadcasting or otherwise now known or herein after developed without the previous express consent by the copyright owner, except for reproduction in daily press and regular printed publications on sale to the public within 60 days of the event related to those data/results and always provided that copyright symbol appears together as follows below.

© DORNA WSBK ORGANIZATION Srl 2023



Pirelli Portuguese Round, 29 September - 1 October 2023
Results Race 1

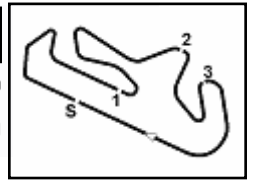
Race Highlights

Time	No. Rider	Description
15.13.06		Warm Up Lap Started
15.15.14		Start
15.16.09	99 A. HUERTAS	Technical Problem - Turn 1
15.16.18	99 A. HUERTAS	Re-joined
15.17.31	99 A. HUERTAS	Crashed - Turn 13
15.18.02		No Jump Starts
15.18.05	99 A. HUERTAS	Not Actively Competing
15.22.22	72 Y. RUIZ	On the Gravel - Re-Joined - Turn 8
15.27.38	55 Y. MONTELLA	Technical Problem - Turn 11
15.28.20	55 Y. MONTELLA	Not Actively Competing
15.30.26	88 A. MIGNO	Entered Pits
15.32.16	69 T. BOOTH-AMOS	Crashed - Turn 3
15.32.32	69 T. BOOTH-AMOS	Re-joined
15.33.51	3 R. DE ROSA	Long Lap Penalty - Irresponsible Riding
15.35.04		2/3 of Race Distance Completed
15.37.24	88 A. MIGNO	Exited Pits
15.38.18	3 R. DE ROSA	LLP Completed
15.39.19	35 L. TACCINI	Entered Pits
15.40.47	35 L. TACCINI	Retired
15.41.29	28 G. VAN STRAALEN	Crashed - Turn 8
15.41.48	28 G. VAN STRAALEN	Not Actively Competing
15.45.23		2023 FIM Supersport World Champion: Bulega N.
15.45.39		2023 WorldSSP Winning Manufacturer: Ducati
15.45.55		Podium Confirmed
15.46.20		2023 WorldSSP Challenge Winner: Booth-Amos T.
15.47.23	22 F. FULIGNI	Crashed - Turn 4
15.47.24	51 A. SARMOON	Crashed - Turn 4
15.49.31		Incident in turn 4 under investigation
15.49.50		Yamaha R3 SuperFinale START DELAYED
15.51.46	22 F. FULIGNI	Medical Centre
15.58.38		End Of Session
17.26.39		Incident in turn 4 - no further action

Start End The results are provisional until the end of the time limit for protests and appeals
30/09/2023 15:15 15:53 and the completion of the technical checks.

These data/results cannot be reproduced, stored and/or transmitted in whole or in part by any manner of electronic, mechanical, photocopying, recording, broadcasting or otherwise now known or herein after developed without the previous express consent by the copyright owner, except for reproduction in daily press and regular printed publications on sale to the public within 60 days of the event related to those data/results and always provided that copyright symbol appears together as follows below.

© DORNA WSBK ORGANIZATION Srl 2023



Pirelli Portuguese Round, 29 September - 1 October 2023
Results Race 2

Laps 17 = 78,064 Km - Time of Race 29'30.593 - Avg. 158,721 km/h

Pos	Grid	No. Rider	Nat	Team	Bike	Class	LL	Gap	Rel.	Fastest Lap	Speed	Qualifying	Speed
1	2	62 S. MANZI	ITA	Ten Kate Racing Yamaha	Yamaha YZF R6		17			1'43.627	280,0	1'43.292	276,4
2	1	11 N. BULEGA	ITA	Aruba.it Racing WorldSSP Team	Ducati Panigale V2		17	0.084	0.084	1'43.649	284,4	1'42.769	279,3
3	3	55 Y. MONTELLA	ITA	Barni Spark Racing Team	Ducati Panigale V2		17	3.278	3.194	1'43.663	284,4	1'43.504	279,3
4	7	23 M. SCHROETTER	GER	MV Agusta Reparto Corse	MV Agusta F3 800 RR		17	6.300	3.022	1'44.159	279,3	1'43.690	279,3
5	10	64 F. CARICASULO	ITA	Althea Racing Team	Ducati Panigale V2		17	7.905	1.605	1'44.276	285,2	1'43.860	282,9
6	8	28 G. VAN STRAALEN	NED	EAB Racing Team	Yamaha YZF R6		17	9.427	1.522	1'44.226	277,8	1'43.726	277,1
7	4	9 J. NAVARRO	ESP	Ten Kate Racing Yamaha	Yamaha YZF R6		17	13.325	3.898	1'44.205	279,3	1'43.541	275,7
8	14	3 R. DE ROSA	ITA	Orelac Racing Verdatura	Ducati Panigale V2		17	13.361	0.036	1'44.024	287,4	1'44.179	279,3
9	11	48 L. DALLA PORTA	ITA	Evan Bros. WorldSSP Yamaha Team	Yamaha YZF R6		17	16.393	3.032	1'44.491	286,7	1'43.866	282,2
10	15	66 N. TUULI	FIN	PTR Triumph	Triumph Street Triple RS 765		17	17.832	1.439	1'44.219	283,7	1'44.366	274,3
11	16	72 Y. RUIZ	ESP	MDR Ofitec Yamaha	Yamaha YZF R6		17	18.475	0.643	1'44.422	277,8	1'44.369	273,6
12	6	71 T. EDWARDS	AUS	Yart-Yamaha WorldSSP Team	Yamaha YZF R6	*	17	18.516	0.041	1'44.327	283,7	1'43.649	284,4
13	18	50 O. VOSTATEK	CZE	PTR Triumph	Triumph Street Triple RS 765		17	19.090	0.574	1'44.445	284,4	1'44.758	284,4
14	19	17 J. MCPHEE	GBR	D34G Racing	Ducati Panigale V2		17	24.006	4.916	1'44.542	289,0	1'45.106	282,2
15	9	61 C. ONCU	TUR	Kawasaki Puccetti Racing	Kawasaki ZX-6R		17	34.248	10.242	1'44.221	280,7	1'43.735	282,9
16	23	27 A. DIAZ	ESP	Arco Yart Yamaha WorldSSP	Yamaha YZF R6	*	17	34.768	0.520	1'45.062	282,2	1'45.692	277,1
17	17	54 B. SOFUOGLU	TUR	MV Agusta Reparto Corse	MV Agusta F3 800 RR		17	38.235	3.467	1'44.165	285,2	1'44.531	282,2
18	22	51 A. SARMOON	THA	Yamaha Thailand Racing Team	Yamaha YZF R6		17	38.670	0.435	1'45.336	280,7	1'45.651	272,9
19	25	68 L. POWER	AUS	Motozoo ME AIR Racing	Kawasaki ZX-6R	*	17	39.476	0.806	1'45.641	279,3	1'45.901	277,8
20	24	95 T. MACKENZIE	GBR	PETRONAS MIE Racing Honda Team	Honda CBR600RR		17	39.802	0.326	1'45.570	277,1	1'45.765	269,6
21	27	26 M. NORRODIN	MAS	PETRONAS MIE Racing Honda Team	Honda CBR600RR		17	42.559	2.757	1'45.554	280,0	1'46.539	281,5
22	20	73 M. KOFLER	AUT	D34G Racing	Ducati Panigale V2	*	17	42.804	0.245	1'45.737	282,9	1'45.507	282,9
23	29	88 A. MIGNO	ITA	PETRONAS MIE Racing Honda Team	Honda CBR600RR		17	58.355	15.551	1'46.558	278,6		275,7
24	21	45 T. SMITS	NED	Yamaha Thailand Racing Team	Yamaha YZF R6		17	1'05.283	6.928	1'44.766	278,6	1'45.603	275,7
25	26	16 Y. OKAYA	JPN	ProDina Kawasaki Racing	Kawasaki ZX-6R	*	17	1'05.436	0.153	1'46.491	278,6	1'46.200	277,8
26	28	98 M. ABE	JPN	VFT Racing WEBIKE Yamaha	Yamaha YZF R6	*	17	1'26.909	21.473	1'48.446	270,9		274,3
-----Not Classified-----													
RET	12	99 A. HUERTAS	ESP	MTM Kawasaki	Kawasaki ZX-6R		15	2 Laps		1'44.301	282,2	1'43.928	280,7
RET	5	94 V. DEBISE	FRA	GMT94 Yamaha	Yamaha YZF R6		8	9 Laps		1'44.683	277,1	1'43.553	281,5
RET	13	69 T. BOOTH-AMOS	GBR	Motozoo ME AIR Racing	Kawasaki ZX-6R	*	1	16 Laps			172,3	1'44.066	280,0

AIR	Humidity:	36%	Temp:	29°C
TRACK	Condition:	Dry	Temp:	38°C

Records	Pole [SP]	2023	N.Bulega	1'42.769	160,858 Km/h
	Race [RC1]	2023	Y.Montella	1'43.686	159,435 Km/h
	All Times [SP]	2023	N.Bulega	1'42.769	160,858 Km/h
Race Fastest Lap	[New Record]	Lap 3	S.Manzi	1'43.627	159,526 Km/h

LAP LEADERS					
No. Rider	From	To	Laps	Total	
11 N. BULEGA	1	3	3	3	
62 S. MANZI	4	5	2		
55 Y. MONTELLA	6	8	3		
62 S. MANZI	9	13	5		
55 Y. MONTELLA	14	14	1	4	
62 S. MANZI	15	17	3	10	

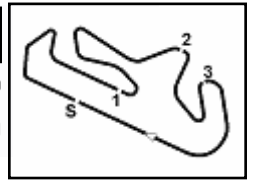
TOTAL LEADER LAPS				
No. Rider	Laps			
11 N. BULEGA	252	94 V. DEBISE		1
62 S. MANZI	50			
61 C. ONCU	28			
54 B. SOFUOGLU	17			
95 T. MACKENZIE	9			
64 F. CARICASULO	8			
55 Y. MONTELLA	4			
23 M. SCHROETTER	1			

* WorldSSP Challenge

01/10/2023 Start End The results are provisional until the end of the time limit for protests and appeals and the completion of the technical checks.

These data/results cannot be reproduced, stored and/or transmitted in whole or in part by any manner of electronic, mechanical, photocopying, recording, broadcasting or otherwise now known or herein after developed without the previous express consent by the copyright owner, except for reproduction in daily press and regular printed publications on sale to the public within 60 days of the event related to those data/results and always provided that copyright symbol appears together as follows below.

© DORNA WSBK ORGANIZATION Srl 2023



Pirelli Portuguese Round, 29 September - 1 October 2023
Results Race 2

Race Highlights

Time	No. Rider	Description
12.15.00		Sighting Lap Started
12.27.56		Warm Up Lap Started
12.30.09		Start
12.31.16	69 T. BOOTH-AMOS	Technical Problem
12.32.42	69 T. BOOTH-AMOS	Entered Pits
12.35.23	61 C. ONCU	Double Long Lap Penalty - Jump Start
12.39.11	61 C. ONCU	1 of 2 LLP Completed
12.40.08	69 T. BOOTH-AMOS	Retired
12.40.59	61 C. ONCU	2 of 2 LLP Completed
12.44.30	94 V. DEBISE	Technical Problem
12.44.41	94 V. DEBISE	Entered Pits
12.45.39	94 V. DEBISE	Retired
12.49.42		2/3 of Race Distance Completed
12.50.51	45 T. SMITS	Crashed - Turn 5
12.51.00	45 T. SMITS	Re-joined
12.54.04	54 B. SOFUOGLU	Crashed - Turn 5
12.54.16	54 B. SOFUOGLU	Re-joined
12.58.17	99 A. HUERTAS	Crashed - Turn 13
12.58.43	99 A. HUERTAS	Not Actively Competing
13.01.09		Podium Confirmed
13.05.36		End Of Session

Start End The results are provisional until the end of the time limit for protests and appeals
01/10/2023 12:30 13:05 and the completion of the technical checks.

These data/results cannot be reproduced, stored and/or transmitted in whole or in part by any manner of electronic, mechanical, photocopying, recording, broadcasting or otherwise now known or herein after developed without the previous express consent by the copyright owner, except for reproduction in daily press and regular printed publications on sale to the public within 60 days of the event related to those data/results and always provided that copyright symbol appears together as follows below.

© DORNA WSBK ORGANIZATION Srl 2023