

Pirelli French Round, 8-10 September 2023
Results Tissot Superpole

No.	Rider	Nat	Team	Bike	Class	Time	Gap	Rel.	Laps	Speed	
										Avg	Max
1	11 N. BULEGA	ITA	Aruba.it Racing WorldSSP Team	Ducati Panigale V2		1'40.074			7	158,679	261,5
2	94 V. DEBISE	FRA	GMT94 Yamaha	Yamaha YZF R6		1'40.248	0.174	0.174	9	158,403	259,6
3	3 R. DE ROSA	ITA	Orelac Racing Verdnature	Ducati Panigale V2		1'40.366	0.292	0.118	8	158,217	259,6
4	62 S. MANZI	ITA	Ten Kate Racing Yamaha	Yamaha YZF R6		1'40.398	0.324	0.032	10	158,166	259,0
5	55 Y. MONTELLA	ITA	Barni Spark Racing Team	Ducati Panigale V2		1'40.532	0.458	0.134	8	157,956	262,1
6	99 A. HUERTAS	ESP	MTM Kawasaki	Kawasaki ZX-6R		1'40.640	0.566	0.108	8	157,786	262,8
7	66 N. TUULI	FIN	PTR Triumph	Triumph Street Triple RS 765		1'40.702	0.628	0.062	9	157,689	262,1
8	23 M. SCHROETTER	GER	MV Agusta Reparto Corse	MV Agusta F3 800 RR		1'40.791	0.717	0.089	10	157,550	260,9
9	48 L. DALLA PORTA	ITA	Evan Bros. WorldSSP Yamaha Team	Yamaha YZF R6		1'40.804	0.730	0.013	9	157,529	261,5
10	25 A. VERDOIA	FRA	Yamaha Thailand Racing Team	Yamaha YZF R6		1'40.808	0.734	0.004	10	157,523	260,9
11	64 F. CARICASULO	ITA	Althea Racing Team	Ducati Panigale V2		1'40.875	0.801	0.067	7	157,419	261,5
12	9 J. NAVARRO	ESP	Ten Kate Racing Yamaha	Yamaha YZF R6		1'40.944	0.870	0.069	10	157,311	260,2
13	43 S. JESPERSEN	DEN	VFT Racing WEBIKE Yamaha	Yamaha YZF R6		1'41.072	0.998	0.128	11	157,112	260,2
14	86 J. GIMBERT	FRA	GMT94 Yamaha	Yamaha YZF R6		1'41.079	1.005	0.007	9	157,101	260,2
15	28 G. VAN STRAALEN	NED	EAB Racing Team	Yamaha YZF R6		1'41.082	1.008	0.003	11	157,096	259,0
16	69 T. BOOTH-AMOS	GBR	Motozoo ME AIR Racing	Kawasaki ZX-6R	*	1'41.208	1.134	0.126	10	156,901	257,1
17	54 B. SOFUOGLU	TUR	MV Agusta Reparto Corse	MV Agusta F3 800 RR		1'41.216	1.142	0.008	11	156,888	260,9
18	17 J. MCPHEE	GBR	Vince64 by Puccetti Racing	Kawasaki ZX-6R		1'41.510	1.436	0.294	8	156,434	259,0
19	71 T. EDWARDS	AUS	Yart-Yamaha WorldSSP Team	Yamaha YZF R6	*	1'41.605	1.531	0.095	11	156,288	256,5
20	50 O. VOSTATEK	CZE	PTR Triumph	Triumph Street Triple RS 765		1'41.651	1.577	0.046	9	156,217	259,0
21	61 C. ONCU	TUR	Kawasaki Puccetti Racing	Kawasaki ZX-6R		1'41.860	1.786	0.209	9	155,896	261,5
22	51 A. SARMOON	THA	Yamaha Thailand Racing Team	Yamaha YZF R6		1'42.023	1.949	0.163	10	155,647	259,6
23	22 F. FULIGNI	ITA	Orelac Racing Verdnature	Ducati Panigale V2	*	1'42.261	2.187	0.238	11	155,285	260,2
24	47 A. KOFLER	AUT	D34G Racing	Ducati Panigale V2		1'42.346	2.272	0.085	6	155,156	260,2
25	68 L. POWER	AUS	Motozoo ME AIR Racing	Kawasaki ZX-6R	*	1'42.538	2.464	0.192	11	154,866	255,9
26	7 A. NORRODIN	MAS	PETRONAS MIE Racing Honda Team	Honda CBR600RR		1'42.610	2.536	0.072	10	154,757	257,8
27	27 A. DIAZ	ESP	Arco Yart Yamaha WorldSSP	Yamaha YZF R6	*	1'42.816	2.742	0.206	11	154,447	254,7
28	96 M. GREGORIO	FRA	Moto Ain	Yamaha YZF R6		1'42.872	2.798	0.056	9	154,363	254,1
29	16 Y. OKAYA	JPN	ProDina Kawasaki Racing	Kawasaki ZX-6R	*	1'42.919	2.845	0.047	11	154,292	257,1
30	73 M. KOFLER	AUT	D34G Racing	Ducati Panigale V2	*	1'43.436	3.362	0.517	4	153,521	255,9
31	95 T. MACKENZIE	GBR	PETRONAS MIE Racing Honda Team	Honda CBR600RR		1'43.623	3.549	0.187	5	153,244	254,1
----- Not Qualified -----											
NQ	98 M. ABE	JPN	VFT Racing WEBIKE Yamaha	Yamaha YZF R6	*	1'45.224	5.150	1.601	10	150,912	255,3

Qualifying Lap Time (105% of 1'40.074): 1'45.078

* WorldSSP Challenge

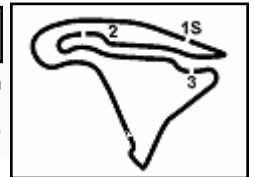
AIR	Humidity:	45%	Temp:	28°C
TRACK	Condition:	Dry	Temp:	35°C

Records	Pole	(SP)	2021	L.Bernardi	1'40.330	158,270	Km/h
	Race	(RC2)	2022	L.Baldassarri	1'40.547	157,930	Km/h
	All Times	(SP)	2021	L.Bernardi	1'40.330	158,270	Km/h

Start 09/09/2023 10:25 End 10:57 The results are provisional until the end of the time limit for protests and appeals and the completion of the technical checks.

These data/results cannot be reproduced, stored and/or transmitted in whole or in part by any manner of electronic, mechanical, photocopying, recording, broadcasting or otherwise now known or herein after developed without the previous express consent by the copyright owner, except for reproduction in daily press and regular printed publications on sale to the public within 60 days of the event related to those data/results and always provided that copyright symbol appears together as follows below.

© DORNA WSBK ORGANIZATION Srl 2023



Pirelli French Round, 8-10 September 2023
Results Tissot Superpole

Session Highlights

Local Time	No. Rider	Description
10.25.00		Start
10.26.13	47 A. KOFLER	Technical Problem - Turn 3
10.28.46	95 T. MACKENZIE	Current Lap Cancelled - Exceeded Track Limits - Turn 11
10.31.13	50 O. VOSTATEK	Current Lap Cancelled - Exceeded Track Limits - Turn 11
10.32.40	43 S. JESPERSEN	Lap Cancelled [First Lap] - Exceeded Track Limits - Turn 17
10.32.45	43 S. JESPERSEN	Lap Cancelled [First Lap] - Exceeded Track Limits - Turn 17
10.32.51	16 Y. OKAYA	Lap Cancelled [1'44.061] - Exceeded Track Limits - Turn 17
10.32.55	16 Y. OKAYA	Lap Cancelled [1'44.061] - Exceeded Track Limits - Turn 17
10.33.00	22 F. FULIGNI	Lap Cancelled [First Lap] - Yellow Flag - Turn 15-16
10.33.05	71 T. EDWARDS	Lap Cancelled [2'15.346] - Yellow Flag - Turn 15-16
10.33.10	96 M. GREGORIO	Lap Cancelled [2'02.335] - Yellow Flag - Turn 15-16
10.34.15	73 M. KOFLER	Crashed - Turn 13
10.34.15	61 C. ONCU	Crashed - Turn 13
10.34.28		RED FLAG
10.40.00		Session Restart
10.43.32	50 O. VOSTATEK	Current Lap Cancelled - Exceeded Track Limits - Turn 11
10.43.34	28 G. VAN STRAALLEN	Current Lap Cancelled - Exceeded Track Limits - Turn 6
10.45.34	71 T. EDWARDS	Current Lap Cancelled - Exceeded Track Limits - Turn 11
10.47.01	16 Y. OKAYA	Current Lap Cancelled - Exceeded Track Limits - Turn 6
10.47.29	54 B. SOFUOGLU	Current Lap Cancelled - Exceeded Track Limits - Turn 11
10.47.42	22 F. FULIGNI	Current Lap Cancelled - Exceeded Track Limits - Turn 6
10.49.00		WorldSBK SP On Time
10.49.21	96 M. GREGORIO	Current Lap Cancelled - Exceeded Track Limits - Turn 6
10.50.00	50 O. VOSTATEK	Current Lap Cancelled - Exceeded Track Limits - Turn 6
10.54.12		2023 Tissot Superpole Award Winner: Bulega N.
10.57.33		End Of Session

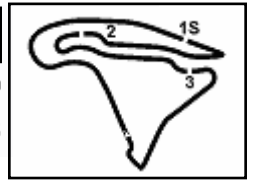
Fastest Laps Sequence

No.	Rider	Nat	Team	Bike	Local Time	Time	Gap	Avg
94	V. DEBISE	FRA	GMT94 Yamaha	Yamaha YZF R6	10:28'25.705	1'40.905		157,372
94	V. DEBISE	FRA	GMT94 Yamaha	Yamaha YZF R6	10:30'06.344	1'40.639	-0.266	157,788
11	N. BULEGA	ITA	Aruba.it Racing WorldSSP Team	Ducati Panigale V2	10:31'33.611	1'40.245	-0.394	158,408
11	N. BULEGA	ITA	Aruba.it Racing WorldSSP Team	Ducati Panigale V2	10:49'20.626	1'40.074	-0.171	158,679

Start 09/09/2023 10:25 End 10:57 The results are provisional until the end of the time limit for protests and appeals and the completion of the technical checks.

These data/results cannot be reproduced, stored and/or transmitted in whole or in part by any manner of electronic, mechanical, photocopying, recording, broadcasting or otherwise now known or herein after developed without the previous express consent by the copyright owner, except for reproduction in daily press and regular printed publications on sale to the public within 60 days of the event related to those data/results and always provided that copyright symbol appears together as follows below.

© DORNA WSBK ORGANIZATION Srl 2023



Pirelli French Round, 8-10 September 2023
Results Race 1

Laps 19 = 83,809 Km - Time of Race 32'05.753 - Avg. 156,672 km/h

Pos	Grid	No. Rider	Nat	Team	Bike	Class	LL	Gap	Rel.	Fastest Lap	Speed	Qualifying	Speed
1	1	11 N. BULEGA	ITA	Aruba.it Racing WorldSSP Team	Ducati Panigale V2		19			1'41.026	258,4	1'40.074	261,5
2	4	62 S. MANZI	ITA	Ten Kate Racing Yamaha	Yamaha YZF R6		19	0.587	0.587	1'41.027	258,4	1'40.398	259,0
3	2	94 V. DEBISE	FRA	GMT94 Yamaha	Yamaha YZF R6		19	4.898	4.311	1'40.928	258,4	1'40.248	259,6
4	6	99 A. HUERTAS	ESP	MTM Kawasaki	Kawasaki ZX-6R		19	7.701	2.803	1'41.336	264,1	1'40.640	262,8
5	7	66 N. TUULI	FIN	PTR Triumph	Triumph Street Triple RS 765		19	9.969	2.268	1'41.276	264,1	1'40.702	262,1
6	5	55 Y. MONTELLA	ITA	Barni Spark Racing Team	Ducati Panigale V2		19	12.013	2.044	1'41.475	259,0	1'40.532	262,1
7	8	23 M. SCHROETTER	GER	MV Agusta Reparto Corse	MV Agusta F3 800 RR		19	12.213	0.200	1'41.602	260,2	1'40.791	260,9
8	11	64 F. CARICASULO	ITA	Althea Racing Team	Ducati Panigale V2		19	20.286	8.073	1'41.684	261,5	1'40.875	261,5
9	17	54 B. SOFUOGLU	TUR	MV Agusta Reparto Corse	MV Agusta F3 800 RR		19	24.206	3.920	1'42.039	261,5	1'41.216	260,9
10	9	48 L. DALLA PORTA	ITA	Evan Bros. WorldSSP Yamaha Team	Yamaha YZF R6		19	24.312	0.106	1'41.937	260,9	1'40.804	261,5
11	10	25 A. VERDOIA	FRA	Yamaha Thailand Racing Team	Yamaha YZF R6		19	24.771	0.459	1'42.002	262,1	1'40.808	260,9
12	14	86 J. GIMBERT	FRA	GMT94 Yamaha	Yamaha YZF R6		19	35.869	11.098	1'42.414	258,4	1'41.079	260,2
13	16	69 T. BOOTH-AMOS	GBR	Motozoo ME AIR Racing	Kawasaki ZX-6R	*	19	36.025	0.156	1'42.324	257,1	1'41.208	257,1
14	13	43 S. JESPERSEN	DEN	VFT Racing WEBIKE Yamaha	Yamaha YZF R6		19	36.215	0.190	1'42.359	258,4	1'41.072	260,2
15	18	17 J. MCPHEE	GBR	Vince64 by Puccetti Racing	Kawasaki ZX-6R		19	42.544	6.329	1'42.702	258,4	1'41.510	259,0
16	3	3 R. DE ROSA	ITA	Orelac Racing Verdnatura	Ducati Panigale V2		19	45.041	2.497	1'42.143	260,9	1'40.366	259,6
17	21	61 C. ONCU	TUR	Kawasaki Puccetti Racing	Kawasaki ZX-6R		19	49.455	4.414	1'43.150	256,5	1'41.860	261,5
18	29	16 Y. OKAYA	JPN	ProDina Kawasaki Racing	Kawasaki ZX-6R	*	19	52.446	2.991	1'43.273	260,9	1'42.919	257,1
19	26	7 A. NORRODIN	MAS	PETRONAS MIE Racing Honda Team	Honda CBR600RR		19	52.610	0.164	1'43.237	259,6	1'42.610	257,8
20	24	47 A. KOFLER	AUT	D34G Racing	Ducati Panigale V2		19	52.914	0.304	1'43.269	262,1	1'42.346	260,2
21	19	71 T. EDWARDS	AUS	Yart-Yamaha WorldSSP Team	Yamaha YZF R6	*	19	53.820	0.906	1'42.966	260,2	1'41.605	256,5
22	20	50 O. VOSTATEK	CZE	PTR Triumph	Triumph Street Triple RS 765		19	56.482	2.662	1'43.200	259,6	1'41.651	259,0
23	22	51 A. SARMOON	THA	Yamaha Thailand Racing Team	Yamaha YZF R6		19	57.167	0.685	1'43.064	260,9	1'42.023	259,6
24	31	95 T. MACKENZIE	GBR	PETRONAS MIE Racing Honda Team	Honda CBR600RR		19	57.352	0.185	1'43.521	254,7	1'43.623	254,1
25	23	22 F. FULIGNI	ITA	Orelac Racing Verdnatura	Ducati Panigale V2	*	19	1'05.046	7.694	1'43.231	260,2	1'42.261	260,2
26	30	73 M. KOFLER	AUT	D34G Racing	Ducati Panigale V2	*	19	1'11.928	6.882	1'43.848	256,5	1'43.436	255,9
27	27	27 A. DIAZ	ESP	Arco Yart Yamaha WorldSSP	Yamaha YZF R6	*	19	1'14.672	2.744	1'44.325	253,5	1'42.816	254,7
28	25	68 L. POWER	AUS	Motozoo ME AIR Racing	Kawasaki ZX-6R	*	19	1'25.182	10.510	1'44.233	254,7	1'42.538	255,9
-----Not Classified-----													
RET	28	96 M. GREGORIO	FRA	Moto Ain	Yamaha YZF R6		12	7 Laps		1'44.784	251,7	1'42.872	254,1
RET	15	28 G. VAN STRAALEN	NED	EAB Racing Team	Yamaha YZF R6		8	11 Laps		1'42.697	256,5	1'41.082	259,0
RET	12	9 J. NAVARRO	ESP	Ten Kate Racing Yamaha	Yamaha YZF R6		2	17 Laps		1'42.285	256,5	1'40.944	260,2

AIR	Humidity:	30%	Temp:	34°C
TRACK	Condition:	Dry	Temp:	51°C

Records	Pole (SP)	2023	N.Bulega	1'40.074	158,679 Km/h
	Race (RC2)	2022	L.Baldassarri	1'40.547	157,932 Km/h
	All Times (SP)	2023	N.Bulega	1'40.074	158,679 Km/h
Race Fastest Lap	Lap 10		V.Debise	1'40.928	157,336 Km/h

LAP LEADERS				
No. Rider	From	To	Laps	Total
11 N. BULEGA	1	19	19	19

TOTAL LEADER LAPS	
No. Rider	Laps
11 N. BULEGA	184
62 S. MANZI	40
61 C. ONCU	28
54 B. SOFUOGLU	17
95 T. MACKENZIE	9
64 F. CARICASULO	8
23 M. SCHROETTER	1
94 V. DEBISE	1

* WorldSSP Challenge

Start End The results are provisional until the end of the time limit for protests and appeals and the completion of the technical checks.

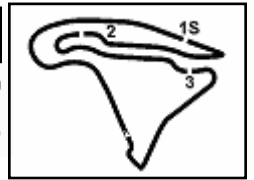
09/09/2023

15:15

15:50

These data/results cannot be reproduced, stored and/or transmitted in whole or in part by any manner of electronic, mechanical, photocopying, recording, broadcasting or otherwise now known or herein after developed without the previous express consent by the copyright owner, except for reproduction in daily press and regular printed publications on sale to the public within 60 days of the event related to those data/results and always provided that copyright symbol appears together as follows below.

© DORNA WSBK ORGANIZATION Srl 2023



Pirelli French Round, 8-10 September 2023
Results Race 1

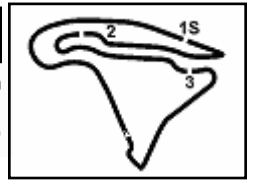
Race Highlights

Time	No. Rider	Description
15.12.55		Warm-up Lap Started
15.15.31		Start
15.16.14	3 R. DE ROSA	Crashed - Turn 5
15.16.30	3 R. DE ROSA	Re-joined
15.17.23		No Jump Starts
15.19.06	68 L. POWER	Crashed - Turn 15
15.19.15	68 L. POWER	Re-joined
15.20.03	9 J. NAVARRO	Crashed - Turn 7
15.20.23	9 J. NAVARRO	Not Actively Competing
15.29.25	28 G. VAN STRAALEN	Stop - Technical Problem
15.30.42	50 O. VOSTATEK	Under Investigation for shortcut at T6
15.32.20	28 G. VAN STRAALEN	Not Actively Competing
15.34.01	50 O. VOSTATEK	Shortcut with advantage at T6 - Long Lap Penalty
15.35.36	50 O. VOSTATEK	LLP Completed
15.37.40	71 T. EDWARDS	Shortcut under investigation at T6
15.38.22		2/3 of Race Distance Completed
15.38.28	96 M. GREGORIO	Entered Pits
15.39.55	71 T. EDWARDS	Shortcut with advantage at T6 - Long Lap Penalty
15.40.44	96 M. GREGORIO	Retired
15.40.44	71 T. EDWARDS	LLP Completed
15.44.13	28 G. VAN STRAALEN	Exited Pits
15.48.02		Podium Confirmed
15.50.45		End Of Session

Start End The results are provisional until the end of the time limit for protests and appeals
09/09/2023 15:15 15:50 and the completion of the technical checks.

These data/results cannot be reproduced, stored and/or transmitted in whole or in part by any manner of electronic, mechanical, photocopying, recording, broadcasting or otherwise now known or herein after developed without the previous express consent by the copyright owner, except for reproduction in daily press and regular printed publications on sale to the public within 60 days of the event related to those data/results and always provided that copyright symbol appears together as follows below.

© DORNA WSBK ORGANIZATION Srl 2023



Pirelli French Round, 8-10 September 2023
Results Race 2

Laps 19 = 83,809 Km - Time of Race 31'55.603 - Avg. 157,503 km/h

Pos	Grid	No. Rider	Nat	Team	Bike	Class	LL	Gap	Rel.	Fastest Lap	Speed	Qualifying	Speed
1	1	11 N. BULEGA	ITA	Aruba.it Racing WorldSSP Team	Ducati Panigale V2		19			1'40.545	261,5	1'40.074	261,5
2	2	94 V. DEBISE	FRA	GMT94 Yamaha	Yamaha YZF R6		19	1.991	1.991	1'40.520	262,1	1'40.248	259,6
3	4	62 S. MANZI	ITA	Ten Kate Racing Yamaha	Yamaha YZF R6		19	12.441	10.450	1'40.698	264,1	1'40.398	259,0
4	8	23 M. SCHROETTER	GER	MV Agusta Reparto Corse	MV Agusta F3 800 RR		19	15.582	3.141	1'41.295	263,4	1'40.791	260,9
5	7	66 N. TUULI	FIN	PTR Triumph	Triumph Street Triple RS 765		19	17.009	1.427	1'41.392	264,7	1'40.702	262,1
6	9	48 L. DALLA PORTA	ITA	Evan Bros. WorldSSP Yamaha Team	Yamaha YZF R6		19	17.401	0.392	1'41.276	262,1	1'40.804	261,5
7	6	99 A. HUERTAS	ESP	MTM Kawasaki	Kawasaki ZX-6R		19	17.512	0.111	1'41.120	267,3	1'40.640	262,8
8	5	55 Y. MONTELLA	ITA	Barni Spark Racing Team	Ducati Panigale V2		19	20.190	2.678	1'41.469	264,1	1'40.532	262,1
9	12	9 J. NAVARRO	ESP	Ten Kate Racing Yamaha	Yamaha YZF R6		19	21.264	1.074	1'41.351	263,4	1'40.944	260,2
10	11	64 F. CARICASULO	ITA	Althea Racing Team	Ducati Panigale V2		19	22.094	0.830	1'41.377	264,1	1'40.875	261,5
11	14	86 J. GIMBERT	FRA	GMT94 Yamaha	Yamaha YZF R6		19	31.068	8.974	1'41.651	266,7	1'41.079	260,2
12	13	43 S. JESPERSEN	DEN	VFT Racing WEBIKE Yamaha	Yamaha YZF R6		19	34.992	3.924	1'42.099	262,1	1'41.072	260,2
13	15	28 G. VAN STRAALEN	NED	EAB Racing Team	Yamaha YZF R6		19	36.725	1.733	1'42.052	260,2	1'41.082	259,0
14	21	61 C. ONCU	TUR	Kawasaki Puccetti Racing	Kawasaki ZX-6R		19	39.663	2.938	1'42.244	261,5	1'41.860	261,5
15	10	25 A. VERDOIA	FRA	Yamaha Thailand Racing Team	Yamaha YZF R6		19	40.502	0.839	1'42.176	262,1	1'40.808	260,9
16	20	50 O. VOSTATEK	CZE	PTR Triumph	Triumph Street Triple RS 765		19	40.864	0.362	1'41.971	261,5	1'41.651	259,0
17	24	47 A. KOFLER	AUT	D34G Racing	Ducati Panigale V2		19	44.827	3.963	1'42.438	262,8	1'42.346	260,2
18	25	68 L. POWER	AUS	Motozoo ME AIR Racing	Kawasaki ZX-6R	*	19	51.802	6.975	1'42.710	259,0	1'42.538	255,9
19	18	17 J. MCPHEE	GBR	Vince64 by Puccetti Racing	Kawasaki ZX-6R		19	52.119	0.317	1'42.827	262,8	1'41.510	259,0
20	29	95 T. MACKENZIE	GBR	PETRONAS MIE Racing Honda Team	Honda CBR600RR		19	52.540	0.421	1'42.956	261,5	1'43.623	254,1
21	26	27 A. DIAZ	ESP	Arco Yart Yamaha WorldSSP	Yamaha YZF R6	*	19	54.907	2.367	1'42.826	259,0	1'42.816	254,7
22P	22	51 A. SARMOON	THA	Yamaha Thailand Racing Team	Yamaha YZF R6		19	58.460	3.553	1'42.757	260,2	1'42.023	259,6
23	19	71 T. EDWARDS	AUS	Yart-Yamaha WorldSSP Team	Yamaha YZF R6	*	19	1'12.164	13.704	1'42.033	265,4	1'41.605	256,5
24	27	16 Y. OKAYA	JPN	ProDina Kawasaki Racing	Kawasaki ZX-6R	*	18	1 Lap	1 Lap	1'43.527	264,1	1'42.919	257,1
-----Not Classified-----													
RET	17	54 B. SOFUOGLU	TUR	MV Agusta Reparto Corse	MV Agusta F3 800 RR		15	4 Laps		1'41.733	263,4	1'41.216	260,9
RET	28	73 M. KOFLER	AUT	D34G Racing	Ducati Panigale V2	*	13	6 Laps		1'43.090	262,1	1'43.436	255,9
RET	3	3 R. DE ROSA	ITA	Orelac Racing Verdnatura	Ducati Panigale V2		11	8 Laps		1'41.099	260,9	1'40.366	259,6
RET	16	69 T. BOOTH-AMOS	GBR	Motozoo ME AIR Racing	Kawasaki ZX-6R	*	11	8 Laps		1'41.413	262,1	1'41.208	257,1
RET	23	22 F. FULIGNI	ITA	Orelac Racing Verdnatura	Ducati Panigale V2	*	3	16 Laps		1'43.690	262,1	1'42.261	260,2

AIR	Humidity:	36%	Temp:	31°C
TRACK	Condition:	Dry	Temp:	47°C

Records	Pole [SP]	2023	N.Bulega	1'40.074	158,679 Km/h
	Race [RC2]	2022	L.Baldassarri	1'40.547	157,932 Km/h
	All Times [SP]	2023	N.Bulega	1'40.074	158,679 Km/h
Race Fastest Lap	[New Record]	Lap 4	V.Debise	1'40.520	157,975 Km/h

LAP LEADERS					
No. Rider	From	To	Laps	Total	
11 N. BULEGA	1	19	19	19	

TOTAL LEADER LAPS		
No. Rider	Laps	
11 N. BULEGA	203	
62 S. MANZI	40	
61 C. ONCU	28	
54 B. SOFUOGLU	17	
95 T. MACKENZIE	9	
64 F. CARICASULO	8	
23 M. SCHROETTER	1	
94 V. DEBISE	1	

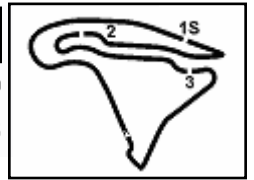
* WorldSSP Challenge

10/09/2023 Start 12:30 End 13:05 The results are provisional until the end of the time limit for protests and appeals and the completion of the technical checks.

These data/results cannot be reproduced, stored and/or transmitted in whole or in part by any manner of electronic, mechanical, photocopying, recording, broadcasting or otherwise now known or herein after developed without the previous express consent by the copyright owner, except for reproduction in daily press and regular printed publications on sale to the public within 60 days of the event related to those data/results and always provided that copyright symbol appears together as follows below.

© DORNA WSBK ORGANIZATION Srl 2023





Pirelli French Round, 8-10 September 2023
Results Race 2

Race Highlights

Time	No. Rider	Description
12.27.56		Warm-up Lap Started
12.30.28		Start
12.31.34	99 A. HUERTAS	Long Lap Penalty - Irresponsible Riding during warm up
12.32.06		No Jump Starts
12.34.47	99 A. HUERTAS	LLP Completed
12.36.30	16 Y. OKAYA	Crashed - Turn 5
12.36.30	22 F. FULIGNI	Crashed - Turn 5
12.36.52	16 Y. OKAYA	Re-joined
12.37.13	22 F. FULIGNI	Not Actively Competing
12.37.30		Incident in turn 5 under investigation
12.38.03		New Best Race Lap
12.39.54	22 F. FULIGNI	Medical Centre
12.41.12	16 Y. OKAYA	Long Lap Penalty - Irresponsible Riding
12.46.38	16 Y. OKAYA	Double Long Lap Penalty - Ignoring Long Lap Penalty
12.47.45	16 Y. OKAYA	1xLLP Completed
12.47.47	51 A. SARMOON	Short cut at T6 under investigation
12.48.33	69 T. BOOTH-AMOS	Technical Problem
12.49.15	71 T. EDWARDS	Crashed - Turn 13
12.49.21	71 T. EDWARDS	Re-joined
12.49.35	16 Y. OKAYA	2xLLP Completed
12.50.05	69 T. BOOTH-AMOS	Entered Pits
12.50.35		2/3 of Race Distance Completed
12.50.47	3 R. DE ROSA	Technical Problem - Turn 8
12.51.17	69 T. BOOTH-AMOS	Retired
12.51.25	3 R. DE ROSA	Not Actively Competing
12.51.56	51 A. SARMOON	Short cut at T6 with advantage - Long Lap Penalty
12.53.09	73 M. KOFLER	Entered Pits
12.54.25	73 M. KOFLER	Retired
12.57.33	54 B. SOFUOGLU	Crashed - Turn 13
12.57.49	51 A. SARMOON	Double Long Lap Penalty - Ignoring Long Lap Penalty
12.59.25	54 B. SOFUOGLU	Not Actively Competing
13.02.48	51 A. SARMOON	+6 seconds penalty equals to 2 long laps
13.03.36		Podium Confirmed
13.04.10		Results confirmed
13.05.06		End Of Session

10/09/2023 Start End The results are provisional until the end of the time limit for protests and appeals and the completion of the technical checks.

These data/results cannot be reproduced, stored and/or transmitted in whole or in part by any manner of electronic, mechanical, photocopying, recording, broadcasting or otherwise now known or herein after developed without the previous express consent by the copyright owner, except for reproduction in daily press and regular printed publications on sale to the public within 60 days of the event related to those data/results and always provided that copyright symbol appears together as follows below.

© DORNA WSBK ORGANIZATION Srl 2023