

Pirelli French Round, 8-10 September 2023

Results Tissot Superpole

1 / 2

No.	Rider	Nat	Team	Bike	Class	Time	Gap	Rel.	Laps	Speed	
										Avg	Max
1	31 G. GERLOFF	USA	Bonovo Action BMW	BMW M1000 RR	IND	1'35.453			8	166,360	295,1
2	1 A. BAUTISTA	ESP	Aruba.it Racing - Ducati	Ducati Panigale V4R		1'35.512	0.059	0.059	7	166,258	296,7
3	21 M. RINALDI	ITA	Aruba.it Racing - Ducati	Ducati Panigale V4R		1'35.820	0.367	0.308	7	165,723	291,1
4	54 T. RAZGATLIOGLU	TUR	Pata Yamaha Prometeon WorldSBK	Yamaha YZF R1		1'35.868	0.415	0.048	7	165,640	298,3
5	65 J. REA	GBR	Kawasaki Racing Team WorldSBK	Kawasaki ZX-10RR		1'35.959	0.506	0.091	7	165,483	291,9
6	76 L. BAZ	FRA	Bonovo Action BMW	BMW M1000 RR	IND	1'36.004	0.551	0.045	8	165,406	291,9
7	55 A. LOCATELLI	ITA	Pata Yamaha Prometeon WorldSBK	Yamaha YZF R1		1'36.078	0.625	0.074	6	165,278	288,0
8	22 A. LOWES	GBR	Kawasaki Racing Team WorldSBK	Kawasaki ZX-10RR		1'36.085	0.632	0.007	7	165,266	292,7
9	9 D. PETRUCCI	ITA	Barni Spark Racing Team	Ducati Panigale V4R	IND	1'36.102	0.649	0.017	6	165,237	292,7
10	45 S. REDDING	GBR	ROKIT BMW Motorrad WorldSBK Team	BMW M1000 RR		1'36.217	0.764	0.115	6	165,039	296,7
11	5 P. OETTL	GER	Team GoEleven	Ducati Panigale V4R	IND	1'36.493	1.040	0.276	7	164,567	291,1
12	77 D. AEGERTER	SUI	GYTR GRT Yamaha WorldSBK Team	Yamaha YZF R1	IND	1'36.557	1.104	0.064	7	164,458	295,1
13	60 M. VAN DER MARK	NED	ROKIT BMW Motorrad WorldSBK Team	BMW M1000 RR		1'36.596	1.143	0.039	8	164,392	292,7
14	7 I. LECUONA	ESP	Team HRC	Honda CBR1000 RR-R		1'36.667	1.214	0.071	7	164,271	298,3
15	87 R. GARDNER	AUS	GYTR GRT Yamaha WorldSBK Team	Yamaha YZF R1	IND	1'36.706	1.253	0.039	4	164,205	288,8
16	97 X. VIERGE	ESP	Team HRC	Honda CBR1000 RR-R		1'36.710	1.257	0.004	7	164,198	295,9
17	28 B. RAY	GBR	Yamaha Motoxrcing WorldSBK Team	Yamaha YZF R1	IND	1'36.961	1.508	0.251	6	163,773	290,3
18	44 L. MAHIAS	FRA	Kawasaki Puccetti Racing	Kawasaki ZX-10RR	IND	1'37.236	1.783	0.275	6	163,310	280,5
19	47 A. BASSANI	ITA	Motocorsa Racing	Ducati Panigale V4R	IND	1'37.384	1.931	0.148	7	163,062	288,8
20	34 L. BALDASSARRI	ITA	GMT94 Yamaha	Yamaha YZF R1	IND	1'37.413	1.960	0.029	6	163,013	291,9
21	38 H. SOOMER	EST	PETRONAS MIE Racing Honda Team	Honda CBR1000 RR-R	IND	1'37.692	2.239	0.279	7	162,548	294,3
22	35 H. SYHRIN	MAS	PETRONAS MIE Racing Honda Team	Honda CBR1000 RR-R	IND	1'38.132	2.679	0.440	7	161,819	287,2
23	32 I. VINALES	ESP	TPR Team Pedercini Racing	Kawasaki ZX-10RR	IND	1'38.210	2.757	0.078	7	161,690	282,7
24	52 O. KONIG	CZE	Orelac Racing MOVISIO	Kawasaki ZX-10RR	IND	1'39.051	3.598	0.841	6	160,317	286,5

Qualifying Lap Time (105% of 1'35.453): 1'40.226

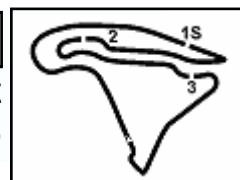
AIR	Humidity:	42%	Temp:	29°C
TRACK	Condition:	Dry	Temp:	39°C

Records	Pole	(SP)	2021 J.Rea	1'35.683	165,960	Km/h
	Race	(SPRC)	2021 J.Rea	1'36.374	164,770	Km/h
	All Times	(SP)	2021 J.Rea	1'35.683	165,960	Km/h

Start End The results are provisional until the end of the time limit for protests and appeals and the completion of the technical checks.
09/09/2023 11:10 11:28

These data/results cannot be reproduced, stored and/or transmitted in whole or in part by any manner of electronic, mechanical, photocopying, recording, broadcasting or otherwise now known or herein after developed without the previous express consent by the copyright owner, except for reproduction in daily press and regular printed publications on sale to the public within 60 days of the event related to those data/results and always provided that copyright symbol appears together as follows below.

© DORNA WSBK ORGANIZATION Srl 2023



Pirelli French Round, 8-10 September 2023

Results Tissot Superpole

Session Highlights

Local Time	No. Rider	Description
11.10.00		Start
11.13.58	87 R. GARDNER	Crashed - Turn 15
11.14.49	44 L. MAHIAS	Current Lap Cancelled - Exceeded Track Limits - Turn 11
11.15.46	31 G. GERLOFF	Current Lap Cancelled - Exceeded Track Limits - Turn 6
11.15.49	55 A. LOCATELLI	Lap Cancelled [1'36.951] - Yellow Flag - Turn 15-16
11.15.54	54 T. RAZGATLIOGLU	Lap Cancelled [1'36.329] - Yellow Flag - Turn 15-16
11.15.59	34 L. BALDASSARRI	Lap Cancelled [1'37.546] - Yellow Flag - Turn 15-16
11.16.07	76 L. BAZ	Current Lap Cancelled - Exceeded Track Limits - Turn 11
11.20.12	45 S. REDDING	Crashed - Turn 8
11.20.17	45 S. REDDING	Re-joined
11.20.29	45 S. REDDING	Current Lap Cancelled - Exceeded Track Limits - Turn 11
11.20.49	47 A. BASSANI	Lap Cancelled [1'45.135] - Exceeded Track Limits - Finish Line
11.20.58		New All Time Lap Record
11.22.00	47 A. BASSANI	Current Lap Cancelled - Exceeded Track Limits - Turn 6
11.22.43	77 D. AEGERTER	Current Lap Cancelled - Exceeded Track Limits - Turn 11
11.23.03	52 O. KONIG	Crashed - Turn 5
11.23.41	7 I. LECUONA	Current Lap Cancelled - Exceeded Track Limits - Turn 6
11.23.52	52 O. KONIG	Current Lap Cancelled - Exceeded Track Limits - Turn 11
11.24.11	52 O. KONIG	Re-joined
11.25.16	52 O. KONIG	Current Lap Cancelled - Not entered pit lane after crash
11.25.48	97 X. VIERGE	Current Lap Cancelled - Exceeded Track Limits - Turn 11
11.26.29	21 M. RINALDI	Lap Cancelled [1'41.663] - Yellow Flag - Turn 5
11.26.34	76 L. BAZ	Lap Cancelled [1'41.624] - Yellow Flag - Turn 5
11.26.39	60 M. VAN DER MARK	Lap Cancelled [1'42.064] - Yellow Flag - Turn 5
11.26.44	44 L. MAHIAS	Lap Cancelled [1'40.271] - Yellow Flag - Turn 5
11.26.49	45 S. REDDING	Lap Cancelled [3'14.162] - Yellow Flag - Turn 5
11.27.35		Top 3 Confirmed
11.28.36		End Of Session

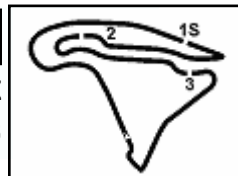
Fastest Laps Sequence

No.	Rider	Nat	Team	Bike	Local Time	Time	Gap	Avg
31	G. GERLOFF	USA	Bonovo Action BMW	BMW M1000 RR	11:13'18.618	1'36.296		164,904
45	S. REDDING	GBR	ROKiT BMW Motorrad WorldSBK Team	BMW M1000 RR	11:13'20.458	1'36.217	-0.079	165,039
9	D. PETRUCCI	ITA	Barni Spark Racing Team	Ducati Panigale V4R	11:13'39.827	1'36.102	-0.115	165,237
65	J. REA	GBR	Kawasaki Racing Team WorldSBK	Kawasaki ZX-10RR	11:13'47.502	1'35.970	-0.132	165,464
65	J. REA	GBR	Kawasaki Racing Team WorldSBK	Kawasaki ZX-10RR	11:15'23.461	1'35.959	-0.011	165,483
31	G. GERLOFF	USA	Bonovo Action BMW	BMW M1000 RR	11:20'37.586	1'35.453	-0.506	166,360

Start 11:10 End 11:28 The results are provisional until the end of the time limit for protests and appeals and the completion of the technical checks.

These data/results cannot be reproduced, stored and/or transmitted in whole or in part by any manner of electronic, mechanical, photocopying, recording, broadcasting or otherwise now known or herein after developed without the previous express consent by the copyright owner, except for reproduction in daily press and regular printed publications on sale to the public within 60 days of the event related to those data/results and always provided that copyright symbol appears together as follows below.

© DORNA WSBK ORGANIZATION Srl 2023



Magny-Cours 4.411 m

Pirelli French Round, 8-10 September 2023

Results Race 1

Laps 20 = 88,220 Km - Time of Race 32'31.978 - Avg. 162,703 km/h

1 / 2

Pos	Grid	No. Rider	Nat	Team	Bike	Class	LL	Gap	Rel.	Fastest Lap	Speed	Qualifying	Speed
1	4	54 T. RAZGATLIOGLU	TUR	Pata Yamaha Prometeon WorldSBK	Yamaha YZF R1		20			1'37.060	295,9	1'35.868	298,3
2	3	21 M. RINALDI	ITA	Aruba.it Racing - Ducati	Ducati Panigale V4R		20	2.656	2.656	1'37.081	288,8	1'35.820	291,1
3	5	65 J. REA	GBR	Kawasaki Racing Team WorldSBK	Kawasaki ZX-10RR		20	4.773	2.117	1'37.213	290,3	1'35.959	291,9
4	1	31 G. GERLOFF	USA	Bonovo Action BMW	BMW M1000 RR	IND	20	6.266	1.493	1'37.302	291,1	1'35.453	295,1
5	8	9 D. PETRUCCI	ITA	Barni Spark Racing Team	Ducati Panigale V4R	IND	20	8.987	2.721	1'37.566	290,3	1'36.102	292,7
6	10	55 A. LOCATELLI	ITA	Pata Yamaha Prometeon WorldSBK	Yamaha YZF R1		20	9.740	0.753	1'37.666	291,9	1'36.078	288,0
7	9	45 S. REDDING	GBR	ROKIT BMW Motorrad WorldSBK Team	BMW M1000 RR		20	9.916	0.176	1'37.591	291,9	1'36.217	296,7
8	7	22 A. LOWES	GBR	Kawasaki Racing Team WorldSBK	Kawasaki ZX-10RR		20	10.760	0.844	1'37.317	290,3	1'36.085	292,7
9	11	5 P. OETTL	GER	Team GoEleven	Ducati Panigale V4R	IND	20	12.623	1.863	1'37.721	284,2	1'36.493	291,1
10	2	1 A. BAUTISTA	ESP	Aruba.it Racing - Ducati	Ducati Panigale V4R		20	13.250	0.627	1'36.911	292,7	1'35.512	296,7
11	12	77 D. AEGERTER	SUI	GYTR GRT Yamaha WorldSBK Team	Yamaha YZF R1	IND	20	14.921	1.671	1'37.466	292,7	1'36.557	295,1
12	19	97 X. VIERGE	ESP	Team HRC	Honda CBR1000 RR-R		20	21.932	7.011	1'37.917	295,1	1'36.710	295,9
13	6	76 L. BAZ	FRA	Bonovo Action BMW	BMW M1000 RR	IND	20	22.213	0.281	1'37.656	287,2	1'36.004	291,9
14	14	7 I. LECUONA	ESP	Team HRC	Honda CBR1000 RR-R		20	24.004	1.791	1'37.941	295,1	1'36.667	298,3
15	15	87 R. GARDNER	AUS	GYTR GRT Yamaha WorldSBK Team	Yamaha YZF R1	IND	20	25.699	1.695	1'38.219	287,2	1'36.706	288,8
16	13	60 M. VAN DER MARK	NED	ROKIT BMW Motorrad WorldSBK Team	BMW M1000 RR		20	31.246	5.547	1'38.428	289,5	1'36.596	292,7
17	17	47 A. BASSANI	ITA	Motocorsa Racing	Ducati Panigale V4R	IND	20	35.579	4.333	1'38.667	282,7	1'37.384	288,8
18	21	35 H. SYHRIN	MAS	PETRONAS MIE Racing Honda Team	Honda CBR1000 RR-R	IND	20	55.958	20.379	1'39.741	283,5	1'38.132	287,2
19	16	44 L. MAHIAS	FRA	Kawasaki Puccetti Racing	Kawasaki ZX-10RR	IND	20	57.052	1.094	1'39.732	280,5	1'37.236	280,5
20	24	52 D. KONIG	CZE	Orelac Racing MOVISIO	Kawasaki ZX-10RR	IND	20	1'01.687	4.635	1'39.854	284,2	1'39.051	286,5
21	18	38 H. SOOMER	EST	PETRONAS MIE Racing Honda Team	Honda CBR1000 RR-R	IND	20	1'05.980	4.293	1'39.756	293,5	1'37.692	294,3
-----Not Classified-----													
RET	20	28 B. RAY	GBR	Yamaha Motoxrcing WorldSBK Team	Yamaha YZF R1	IND	17	3 Laps		1'38.721	283,5	1'36.961	290,3
RET	22	32 I. VINALES	ESP	TPR Team Pedercini Racing	Kawasaki ZX-10RR	IND	11	9 Laps		1'39.923	276,2	1'38.210	282,7
RET	23	34 L. BALDASSARRI	ITA	GMT94 Yamaha	Yamaha YZF R1	IND	8	12 Laps		1'38.515	284,2	1'37.413	291,9

AIR	Humidity:	33%	Temp:	33°C
TRACK	Condition:	Dry	Temp:	49°C

Records	Pole [SP]	2023	G.Gerloff	1'35.453	166,360 Km/h
	Race [SPRC]	2021	J.Rea	1'36.374	164,771 Km/h
	All Times [SP]	2023	G.Gerloff	1'35.453	166,360 Km/h
Race Fastest Lap		Lap 7	A.Bautista	1'36.911	163,858 Km/h

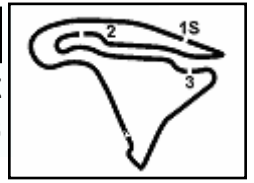
LAP LEADERS					
No. Rider	From	To	Laps	Total	
1 A. BAUTISTA	1	1	1	1	
54 T. RAZGATLIOGLU	2	4	3		
21 M. RINALDI	5	13	9	9	
54 T. RAZGATLIOGLU	14	20	7	10	

TOTAL LEADER LAPS		
No. Rider	Laps	
1 A. BAUTISTA	247	
54 T. RAZGATLIOGLU	79	
65 J. REA	47	
21 M. RINALDI	21	
47 A. BASSANI	13	
55 A. LOCATELLI	8	

09/09/2023 Start 14:08 End 14:45 The results are provisional until the end of the time limit for protests and appeals and the completion of the technical checks.

These data/results cannot be reproduced, stored and/or transmitted in whole or in part by any manner of electronic, mechanical, photocopying, recording, broadcasting or otherwise now known or herein after developed without the previous express consent by the copyright owner, except for reproduction in daily press and regular printed publications on sale to the public within 60 days of the event related to those data/results and always provided that copyright symbol appears together as follows below.

© DORNA WSBK ORGANIZATION Srl 2023



Pirelli French Round, 8-10 September 2023 Results Race 1

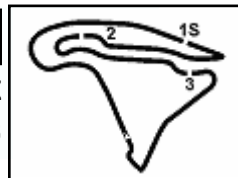
Race Highlights

Time	No. Rider	Description
13.58.01		Warm-up Lap Started
14.00.07		START DELAYED
14.00.56		Race on 20 Laps
14.05.52		Warm-up Lap Started
14.08.16		Start
14.10.02		No Jump Starts
14.12.14	1 A. BAUTISTA	Technical Problem - Turn 5
14.12.29	1 A. BAUTISTA	Re-joined
14.20.19	34 L. BALDASSARRI	Crashed - Turn 3
14.21.11	34 L. BALDASSARRI	Re-joined
14.23.06	38 H. SOOMER	Shortcut at T6 under investigation
14.23.31	34 L. BALDASSARRI	Entered Pits
14.24.56	38 H. SOOMER	Shortcut at T6 - LLP Penalty
14.26.42	32 I. VINALES	Entered Pits
14.27.37	38 H. SOOMER	LLP Completed
14.28.15	34 L. BALDASSARRI	Retired
14.28.17	32 I. VINALES	Retired
14.28.58	55 A. LOCATELLI	Track Limits Warning
14.29.55		2/3 of Race Distance Completed
14.36.40	28 B. RAY	Entered Pits
14.37.20	28 B. RAY	Retired
14.39.42	22 A. LOWES	Under investigation for short cut at T11
14.41.38	22 A. LOWES	Short cut at T11 - No further action
14.42.00		Podium Confirmed
14.45.10		Results confirmed
14.45.31		End Of Session

09/09/2023 Start End The results are provisional until the end of the time limit for protests and appeals and the completion of the technical checks.

These data/results cannot be reproduced, stored and/or transmitted in whole or in part by any manner of electronic, mechanical, photocopying, recording, broadcasting or otherwise now known or herein after developed without the previous express consent by the copyright owner, except for reproduction in daily press and regular printed publications on sale to the public within 60 days of the event related to those data/results and always provided that copyright symbol appears together as follows below.

© DORNA WSBK ORGANIZATION Srl 2023



Pirelli French Round, 8-10 September 2023

Results Tissot Superpole Race

Laps 10 = 44,110 Km - Time of Race 16'06.697 - Avg. 164,267 km/h

Pos	Grid	No. Rider	Nat	Team	Bike	Class	LL	Gap	Rel.	Fastest Lap	Speed	Qualifying	Speed
1	4	54 T. RAZGATLIOGLU	TUR	Pata Yamaha Prometeon WorldSBK	Yamaha YZF R1		10			1'36.192	296,7	1'35.868	298,3
2	2	1 A. BAUTISTA	ESP	Aruba.it Racing - Ducati	Ducati Panigale V4R		10	0.970	0.970	1'36.084	288,8	1'35.512	296,7
3	5	65 J. REA	GBR	Kawasaki Racing Team WorldSBK	Kawasaki ZX-10RR		10	2.503	1.533	1'36.369	292,7	1'35.959	291,9
4	7	55 A. LOCATELLI	ITA	Pata Yamaha Prometeon WorldSBK	Yamaha YZF R1		10	2.747	0.244	1'36.612	286,5	1'36.078	288,0
5	9	9 D. PETRUCCI	ITA	Barni Spark Racing Team	Ducati Panigale V4R	IND	10	3.376	0.629	1'36.612	286,5	1'36.102	292,7
6	12	77 D. AEGERTER	SUI	GYTR GRT Yamaha WorldSBK Team	Yamaha YZF R1	IND	10	6.406	3.030	1'36.517	285,7	1'36.557	295,1
7	6	76 L. BAZ	FRA	Bonovo Action BMW	BMW M1000 RR	IND	10	6.658	0.252	1'36.526	282,7	1'36.004	291,9
8	19	47 A. BASSANI	ITA	Motocorsa Racing	Ducati Panigale V4R	IND	10	6.959	0.301	1'36.752	291,9	1'37.384	288,8
9	16	97 X. VIERGE	ESP	Team HRC	Honda CBR1000 RR-R		10	8.322	1.363	1'36.907	289,5	1'36.710	295,9
10	11	5 P. OETTL	GER	Team GoEleven	Ducati Panigale V4R	IND	10	8.476	0.154	1'36.666	288,0	1'36.493	291,1
11	15	87 R. GARDNER	AUS	GYTR GRT Yamaha WorldSBK Team	Yamaha YZF R1	IND	10	9.386	0.910	1'37.032	288,0	1'36.706	288,8
12	14	7 I. LECUONA	ESP	Team HRC	Honda CBR1000 RR-R		10	10.335	0.949	1'37.053	295,1	1'36.667	298,3
13	13	60 M. VAN DER MARK	NED	ROKIT BMW Motorrad WorldSBK Team	BMW M1000 RR		10	10.779	0.444	1'36.964	284,2	1'36.596	292,7
14	20	34 L. BALDASSARRI	ITA	GMT94 Yamaha	Yamaha YZF R1	IND	10	14.764	3.985	1'37.650	291,1	1'37.413	291,9
15	17	28 B. RAY	GBR	Yamaha Motoxrcing WorldSBK Team	Yamaha YZF R1	IND	10	16.763	1.999	1'37.553	290,3	1'36.961	290,3
16	18	44 L. MAHIAS	FRA	Kawasaki Puccetti Racing	Kawasaki ZX-10RR	IND	10	23.226	6.463	1'37.894	279,1	1'37.236	280,5
17	21	38 H. SOOMER	EST	PETRONAS MIE Racing Honda Team	Honda CBR1000 RR-R	IND	10	24.172	0.946	1'38.118	293,5	1'37.692	294,3
18	22	35 H. SYAHRIN	MAS	PETRONAS MIE Racing Honda Team	Honda CBR1000 RR-R	IND	10	24.293	0.121	1'38.071	290,3	1'38.132	287,2
19	23	32 I. VINALES	ESP	TPR Team Pedercini Racing	Kawasaki ZX-10RR	IND	10	26.388	2.095	1'38.567	282,7	1'38.210	282,7
20	10	45 S. REDDING	GBR	ROKIT BMW Motorrad WorldSBK Team	BMW M1000 RR		10	34.143	7.755	1'37.203	292,7	1'36.217	296,7
21	24	52 O. KONIG	CZE	Orelac Racing MOVISIO	Kawasaki ZX-10RR	IND	10	34.556	0.413	1'39.464	282,7	1'39.051	286,5
-----Not Classified-----													
RET	8	22 A. LOWES	GBR	Kawasaki Racing Team WorldSBK	Kawasaki ZX-10RR		5	5 Laps		1'36.804	282,7	1'36.085	292,7
RET	3	21 M. RINALDI	ITA	Aruba.it Racing - Ducati	Ducati Panigale V4R		4	6 Laps		1'36.157	290,3	1'35.820	291,1
RET	1	31 G. GERLOFF	USA	Bonovo Action BMW	BMW M1000 RR	IND	1	9 Laps			268,0	1'35.453	295,1

AIR	Humidity:	45%	Temp:	28°C
TRACK	Condition:	Dry	Temp:	38°C

Records	Pole [SP]	2023	G.Gerloff	1'35.453	166,360 Km/h
	Race [SPRC]	2021	J.Rea	1'36.374	164,771 Km/h
	All Times [SP]	2023	G.Gerloff	1'35.453	166,360 Km/h
Race Fastest Lap	[New Record]	Lap 8	A.Bautista	1'36.084	165,268 Km/h

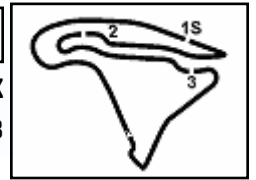
LAP LEADERS				
No. Rider	From	To	Laps	Total
1 A. BAUTISTA	1	1	1	1
54 T. RAZGATLIOGLU	2	2	1	
21 M. RINALDI	3	4	2	2
54 T. RAZGATLIOGLU	5	10	6	7

TOTAL LEADER LAPS	
No. Rider	Laps
1 A. BAUTISTA	248
54 T. RAZGATLIOGLU	86
65 J. REA	47
21 M. RINALDI	23
47 A. BASSANI	13
55 A. LOCATELLI	8

10/09/2023 Start 11:00 End 11:20 The results are provisional until the end of the time limit for protests and appeals and the completion of the technical checks.

These data/results cannot be reproduced, stored and/or transmitted in whole or in part by any manner of electronic, mechanical, photocopying, recording, broadcasting or otherwise now known or herein after developed without the previous express consent by the copyright owner, except for reproduction in daily press and regular printed publications on sale to the public within 60 days of the event related to those data/results and always provided that copyright symbol appears together as follows below.

© DORNA WSBK ORGANIZATION Srl 2023



Pirelli French Round, 8-10 September 2023
Results Tissot Superpole Race

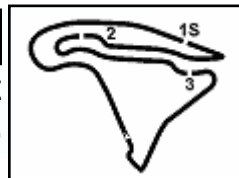
Race Highlights

Time	No. Rider	Description
10.57.58		Warm-up Lap Started
11.00.24		Start
11.01.32	31 G. GERLOFF	Crashed - Turn 8
11.01.32	45 S. REDDING	Crashed - Turn 8
11.01.42	45 S. REDDING	Re-joined
11.01.54	31 G. GERLOFF	Re-joined
11.02.07		Incident in turn 8 under investigation
11.02.52	31 G. GERLOFF	Entered Pits
11.04.43	45 S. REDDING	Long Lap Penalty - Irresponsible Riding
11.06.22		No Jump Starts
11.06.32	45 S. REDDING	LLP Completed
11.06.54	31 G. GERLOFF	Retired
11.07.32	21 M. RINALDI	Crashed - Turn 5
11.08.01	22 A. LOWES	Technical Problem
11.08.48		Incident in turn 5 under investigation
11.08.53	21 M. RINALDI	Not Actively Competing
11.09.07	22 A. LOWES	Entered Pits
11.09.10	21 M. RINALDI	Medical Centre
11.09.55		Incident in turn 5 - no further action
11.10.43	22 A. LOWES	Retired
11.13.34		New Best Race Lap
11.17.28		Podium Confirmed
11.26.13		Results confirmed
11.26.20		End Of Session

Start End The results are provisional until the end of the time limit for protests and appeals
10/09/2023 11:00 11:20 and the completion of the technical checks.

These data/results cannot be reproduced, stored and/or transmitted in whole or in part by any manner of electronic, mechanical, photocopying, recording, broadcasting or otherwise now known or herein after developed without the previous express consent by the copyright owner, except for reproduction in daily press and regular printed publications on sale to the public within 60 days of the event related to those data/results and always provided that copyright symbol appears together as follows below.

© DORNA WSBK ORGANIZATION Srl 2023



Pirelli French Round, 8-10 September 2023

Results Race 2 - Red Flag

Laps 4 = 17,644 Km - Time of Race 6'28.149 - Avg. 163,644 km/h

Pos	Grid	No. Rider	Nat	Team	Bike	Class	LL	Int.	Gap	Rel.	Fastest Lap	Speed	Qualifying	Speed
1	2	1 A. BAUTISTA	ESP	Aruba.it Racing - Ducati	Ducati Panigale V4R		4	FL			1'36.781	292,7	1'35.512	296,7
2	3	65 J. REA	GBR	Kawasaki Racing Team WorldSBK	Kawasaki ZX-10RR		4	FL	0.463	0.463	1'36.910	289,5	1'35.959	291,9
3	1	54 T. RAZGATLIOGLU	TUR	Pata Yamaha Prometeon WorldSBK	Yamaha YZF R1		4	FL	0.632	0.169	1'36.746	295,1	1'35.868	298,3
4	5	9 D. PETRUCCI	ITA	Barni Spark Racing Team	Ducati Panigale V4R	IND	4	FL	1.773	1.141	1'36.987	288,0	1'36.102	292,7
5	11	21 M. RINALDI	ITA	Aruba.it Racing - Ducati	Ducati Panigale V4R		4	FL	1.921	0.148	1'36.894	281,3	1'35.820	291,1
6	4	55 A. LOCATELLI	ITA	Pata Yamaha Prometeon WorldSBK	Yamaha YZF R1		4	FL	2.897	0.976	1'37.405	286,5	1'36.078	288,0
7	8	47 A. BASSANI	ITA	Motocorsa Racing	Ducati Panigale V4R	IND	4	FL	3.746	0.849	1'37.316	279,8	1'37.384	288,8
8	7	76 L. BAZ	FRA	Bonovo Action BMW	BMW M1000 RR	IND	4	FL	5.757	2.011	1'37.701	276,2	1'36.004	291,9
9	10	31 G. GERLOFF	USA	Bonovo Action BMW	BMW M1000 RR	IND	4	FL	5.885	0.128	1'37.659	279,8	1'35.453	295,1
10	9	97 X. VIERGE	ESP	Team HRC	Honda CBR1000 RR-R		4	FL	7.025	1.140	1'38.045	280,5	1'36.710	295,9
11	13	5 P. OETTL	GER	Team GoEleven	Ducati Panigale V4R	IND	4	FL	8.661	1.636	1'38.470	264,1	1'36.493	291,1
12	16	87 R. GARDNER	AUS	GYTR GRT Yamaha WorldSBK Team	Yamaha YZF R1	IND	4	FL	9.316	0.655	1'38.283	271,4	1'36.706	288,8
13	14	60 M. VAN DER MARK	NED	ROKIT BMW Motorrad WorldSBK Team	BMW M1000 RR		4	FL	9.631	0.315	1'38.500	272,7	1'36.596	292,7
14	17	28 B. RAY	GBR	Yamaha Motoxrcing WorldSBK Team	Yamaha YZF R1	IND	3	I3.1	1 Lap	1 Lap	1'38.296	275,5	1'36.961	290,3
15	15	7 I. LECUONA	ESP	Team HRC	Honda CBR1000 RR-R		3	I3.1	1 Lap	0.170	1'38.404	290,3	1'36.667	298,3
16	19	34 L. BALDASSARRI	ITA	GMT94 Yamaha	Yamaha YZF R1	IND	3	I3.1	1 Lap	1.178	1'38.763	283,5	1'37.413	291,9
17	20	38 H. SOOMER	EST	PETRONAS MIE Racing Honda Team	Honda CBR1000 RR-R	IND	3	I3.1	1 Lap	2.720	1'39.369	288,0	1'37.692	294,3
18	21	35 H. SYHRIN	MAS	PETRONAS MIE Racing Honda Team	Honda CBR1000 RR-R	IND	3	I3.1	1 Lap	1.173	1'40.012	279,8	1'38.132	287,2
19	22	32 I. VINALES	ESP	TPR Team Pedercini Racing	Kawasaki ZX-10RR	IND	3	I3.1	1 Lap	1.756	1'40.293	266,7	1'38.210	282,7
20	23	52 O. KONIG	CZE	Orelac Racing MOVISIO	Kawasaki ZX-10RR	IND	3	I3.1	1 Lap	0.611	1'40.599	270,7	1'39.051	286,5
21	12	45 S. REDDING	GBR	ROKIT BMW Motorrad WorldSBK Team	BMW M1000 RR		3	I1	1 Lap	5 Sectors	1'37.869	279,8	1'36.217	296,7
-----Not Classified-----														
RET	18	44 L. MAHIAS	FRA	Kawasaki Puccetti Racing	Kawasaki ZX-10RR	IND	3				1'39.123	274,8	1'37.236	280,5
RET	6	77 D. AEGERTER	SUI	GYTR GRT Yamaha WorldSBK Team	Yamaha YZF R1	IND	3				1'37.718	276,9	1'36.557	295,1

AIR	Humidity:	31%	Temp:	34°C
TRACK	Condition:	Dry	Temp:	51°C

Records	Pole [SP]	2023	G.Gerloff	1'35.453	166,360 Km/h
	Race [SPRC]	2023	A.Bautista	1'36.084	165,268 Km/h
	All Times [SP]	2023	G.Gerloff	1'35.453	166,360 Km/h
Race Fastest Lap		Lap 3	T.Razgatlioglu	1'36.746	164,137 Km/h

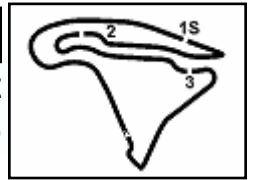
LAP LEADERS				
No. Rider	From	To	Laps	Total
1 A. BAUTISTA	1	4	4	0

TOTAL LEADER LAPS	
No. Rider	Laps
1 A. BAUTISTA	248
54 T. RAZGATLIOGLU	86
65 J. REA	47
21 M. RINALDI	23
47 A. BASSANI	13
55 A. LOCATELLI	8

10/09/2023 Start 15:22 End 15:27 The results are provisional until the end of the time limit for protests and appeals and the completion of the technical checks.

These data/results cannot be reproduced, stored and/or transmitted in whole or in part by any manner of electronic, mechanical, photocopying, recording, broadcasting or otherwise now known or herein after developed without the previous express consent by the copyright owner, except for reproduction in daily press and regular printed publications on sale to the public within 60 days of the event related to those data/results and always provided that copyright symbol appears together as follows below.

© DORNA WSBK ORGANIZATION Srl 2023



Pirelli French Round, 8-10 September 2023
Results Race 2 - Red Flag

Race Highlights

Time	No. Rider	Description
15.12.57		Warm-up Lap Started
15.17.18		No Jump Starts
15.21.08	45 S. REDDING	Crashed - Turn 5
15.21.17	77 D. AEGERTER	Crashed - Turn 5
15.22.02		Incident in turn 5 under investigation
15.22.04		RED FLAG
15.22.25		Start
15.22.29	7 I. LECUONA	Entered Pits
15.25.17	44 L. MAHIAS	Technical Problem - Turn 9
15.25.48	77 D. AEGERTER	Medical Centre
15.27.30	77 D. AEGERTER	Out
15.27.33	44 L. MAHIAS	Out
15.27.39		End Of Session

10/09/2023 Start End The results are provisional until the end of the time limit for protests and appeals and the completion of the technical checks.

These data/results cannot be reproduced, stored and/or transmitted in whole or in part by any manner of electronic, mechanical, photocopying, recording, broadcasting or otherwise now known or herein after developed without the previous express consent by the copyright owner, except for reproduction in daily press and regular printed publications on sale to the public within 60 days of the event related to those data/results and always provided that copyright symbol appears together as follows below.

© DORNA WSBK ORGANIZATION Srl 2023