

Pirelli Portuguese Round, 27-29 March 2026
Results Tissot Superpole

No.	Rider	Nat	Team	Bike	Class	Time	Gap	Rel.	Laps	Speed	
										Avg	Max
1	61 C. ONCU	TUR	Pata Yamaha Ten Kate Racing	Yamaha YZF-R9		1'42.670			16	161,013	275,0
2	53 V. DEBISE	FRA	ZXMOTO Factory Evan Bros Racing	ZXMOTO 820RR		1'43.303	0.633	0.633	13	160,026	277,1
3	94 L. MAHIAS	FRA	GMT94 Yamaha	Yamaha YZF-R9		1'43.357	0.687	0.054	14	159,943	274,3
4	75 A. ARENAS	ESP	AS BLU CRU Racing Team	Yamaha YZF-R9		1'43.493	0.823	0.136	16	159,733	277,8
5	65 P. OETTL	GER	Feel Racing WorldSSP Team	Ducati Panigale V2		1'43.513	0.843	0.020	16	159,702	283,7
6	5 J. MASIA	ESP	Orelac Racing Verdnatura	Ducati Panigale V2		1'43.606	0.936	0.093	14	159,558	285,2
7	6 C. PEROLARI	FRA	Honda Racing World Supersport	Honda CBR600RR	*	1'43.625	0.955	0.019	15	159,529	278,6
8	37 R. GARCIA	ESP	GMT94 Yamaha	Yamaha YZF-R9		1'43.684	1.014	0.059	16	159,438	274,3
9	64 F. CARICASULO	ITA	ZXMOTO Factory Evan Bros Racing	ZXMOTO 820RR		1'44.088	1.418	0.404	15	158,819	277,1
10	16 A. ZACCONE	ITA	Ecosantagata Althea Racing Team	Ducati Panigale V2		1'44.152	1.482	0.064	12	158,722	280,7
11	69 T. BOOTH-AMOS	GBR	PTR Triumph Factory Racing	Triumph Street Triple 765 RS		1'44.245	1.575	0.093	13	158,580	287,4
12	70 J. WHATLEY	GBR	Orelac Racing Verdnatura	Ducati Panigale V2		1'44.340	1.670	0.095	12	158,436	273,6
13	52 J. ALCOBA	ESP	Kawasaki WorldSSP Team	Kawasaki ZX-6R 636		1'44.378	1.708	0.038	15	158,378	279,3
14	43 S. JESPERSEN	DEN	EAB Racing Team	Ducati Panigale V2		1'44.463	1.793	0.085	16	158,249	277,8
15	50 O. VOSTATEK	CZE	Compos Racing Team	Triumph Street Triple 765 RS		1'44.547	1.877	0.084	15	158,122	282,2
16	77 D. AEGERTER	SUI	Kawasaki WorldSSP Team	Kawasaki ZX-6R 636		1'44.690	2.020	0.143	15	157,906	280,0
17	11 M. FERRARI	ITA	WRP Racing	Ducati Panigale V2		1'44.728	2.058	0.038	16	157,849	280,7
18	32 O. BAYLISS	AUS	PTR Triumph Factory Racing	Triumph Street Triple 765 RS		1'44.736	2.066	0.008	14	157,837	277,8
19	20 X. CARDELUS	AND	Cerba Yamaha Racing Team	Yamaha YZF-R9		1'44.779	2.109	0.043	16	157,772	277,1
20	40 M. CASADEI	ITA	D34G WorldSSP Racing Team	Ducati Panigale V2		1'44.886	2.216	0.107	14	157,611	274,3
21	19 A. KOFLER	AUT	Motorsport Kofler	Yamaha YZF-R9	*	1'44.923	2.253	0.037	15	157,556	270,2
22	7 F. FARIOLI	ITA	VFT Racing Yamaha	Yamaha YZF-R9		1'44.935	2.265	0.012	17	157,538	275,7
23	25 O. KONIG	CZE	Compos Racing Team	Triumph Street Triple 765 RS		1'45.038	2.368	0.103	15	157,383	273,6
24	31 Y. OKAMOTO	JPN	Pata Yamaha Ten Kate Racing	Yamaha YZF-R9		1'45.125	2.455	0.087	17	157,253	276,4
25	57 A. MAHENDRA	INA	AS BLU CRU Racing Team	Yamaha YZF-R9		1'45.181	2.511	0.056	18	157,169	275,0
26	22 A. CARRASCO	ESP	Honda Racing World Supersport	Honda CBR600RR	*	1'45.624	2.954	0.443	14	156,510	272,3
27	10 L. TACCINI	ITA	Ecosantagata Althea Racing Team	Ducati Panigale V2		1'46.001	3.331	0.377	13	155,953	279,3
28	54 R. ROSSI	ITA	Renzi Corse	Ducati Panigale V2		1'46.053	3.383	0.052	16	155,877	277,1
29	91 B. JIMENEZ	ESP	WRP Racing	Ducati Panigale V2		1'46.082	3.412	0.029	14	155,834	279,3
30	88 A. GIOMBINI	ITA	Motozoo by Madforce Dubai	MV Agusta F3 800 RR		1'46.705	4.035	0.623	11	154,924	278,6
31	73 J. CRETARD	ITA	Flembbo by Racing Development	MV Agusta F3 800 RR		1'46.950	4.280	0.245	15	154,569	268,9
32	58 M. JESUS	POR	Rosa Competicion/MCL	Honda CBR600RR		1'47.677	5.007	0.727	13	153,526	263,6

Qualifying Lap Time (105% of 1'42.670): 1'47.804

* WorldSSP Challenge

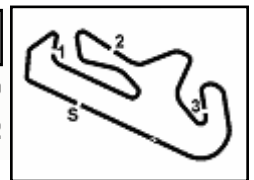
AIR	Humidity:	50%	Temp:	21°C
TRACK	Condition:	Dry	Temp:	37°C

Records	Pole	[SP]	2023 N.Bulega	1'42.769	160,860	Km/h
	Race	[RC2]	2025 C.Oncu	1'42.909	160,640	Km/h
	All Times	[WUP2]	2025 C.Oncu	1'42.643	161,060	Km/h

27/03/2026 Start 16:00 End 17:13 The results are provisional until the end of the time limit for protests and appeals and the completion of the technical checks. Clerk Of The Course: **Beatriz Aguas** Publication Time: **17:17**

These data/results cannot be reproduced, stored and/or transmitted in whole or in part by any manner of electronic, mechanical, photocopying, recording, broadcasting or otherwise now known or herein after developed without the previous express consent by the copyright owner, except for reproduction in daily press and regular printed publications on sale to the public within 60 days of the event related to those data/results and always provided that copyright symbol appears together as follows below.

© DORNA WSBK ORGANIZATION Srl 2026



Pirelli Portuguese Round, 27-29 March 2026
Results Tissot Superpole

Session Highlights

Local Time	No. Rider	Description
16.00.00		Start of Session
16.04.36		Yellow Flag Out - Turn 5-6
16.04.43	88 A. GIOMBINI	#88 Crashed - Turn 5
16.04.51		Yellow Flag In - Turn 5-6
16.04.52		Riders Under Yellow Flag at Turn 5-6: #11 #40 #77 #91 #75 #69 #52 #65
16.05.07	88 A. GIOMBINI	#88 Rejoined
16.19.06	73 J. CRETARD	#73 CHECK RACELINK GPS BEFORE NEXT RUN
16.25.50	91 B. JIMENEZ	#91 CHECK RACELINK GPS BEFORE NEXT RUN
16.30.03	40 M. CASADEI	#40 On Asphalt - Rejoined - Turn 5
16.30.03	61 C. ONCU	#61 On Asphalt - Rejoined - Turn 5
16.35.00		Yellow Flag Out - Turn 1
16.35.01		RED FLAG
16.35.02		Yellow Flag In - Turn 1
16.35.02		Riders Under Yellow Flag at Turn 1: #31
16.35.13	70 J. WHATLEY	#70 Stopped with Technical Problem - Turn 1
16.35.47		RED FLAG
17.05.00		Session Restart
17.09.14		Double Yellow Flag Out - Turn 2
17.09.18		Yellow Flag Out - Turn 3
17.09.19		Double Yellow Flag Out - Turn 3
17.09.22	88 A. GIOMBINI	#88 Crashed - Turn 2
17.09.39	40 M. CASADEI	#40 Crashed - Turn 3
17.09.41		Double Yellow Flag In - Turn 2
17.09.41		Riders Under Yellow Flag at Turn 2: #32 #6 #69 #19 #64 #43 #57 #7 #22 #91 #65 #11 #5 #52 #77 #61 #31
17.09.41		Double Yellow Flag In - Turn 3
17.09.41		Riders Under Yellow Flag at Turn 3: #43 #57 #7 #22 #91 #65 #11 #5 #52 #77 #61 #31
17.09.46	40 M. CASADEI	#40 Rejoined
17.09.57	88 A. GIOMBINI	#88 Medical Centre
17.13.03	57 A. MAHENDRA	#57 Technical Problem - Rider is slowing down - Turn 5
17.13.23		End of Session

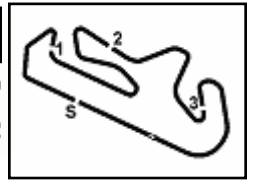
Fastest Laps Sequence

No.	Rider	Nat	Team	Bike	Local Time	Time	Gap	Avg
53	V. DEBISE	FRA	ZXMOTO Factory Evan Bros Racing	ZXMOTO 820RR	16:03'38.706	1'44.090		158,816
61	C. ONCU	TUR	Pata Yamaha Ten Kate Racing	Yamaha YZF-R9	16:03'42.175	1'43.671	-0.419	159,458
61	C. ONCU	TUR	Pata Yamaha Ten Kate Racing	Yamaha YZF-R9	16:05'25.694	1'43.519	-0.152	159,692
61	C. ONCU	TUR	Pata Yamaha Ten Kate Racing	Yamaha YZF-R9	16:21'30.577	1'42.670	-0.849	161,013

27/03/2026 Start 16:00 End 17:13 The results are provisional until the end of the time limit for protests and appeals and the completion of the technical checks. Clerk Of The Course: **Beatriz Aguas** Publication Time: **17:17**

These data/results cannot be reproduced, stored and/or transmitted in whole or in part by any manner of electronic, mechanical, photocopying, recording, broadcasting or otherwise now known or herein after developed without the previous express consent by the copyright owner, except for reproduction in daily press and regular printed publications on sale to the public within 60 days of the event related to those data/results and always provided that copyright symbol appears together as follows below.

© DORNA WSBK ORGANIZATION Srl 2026



Portimao 4.592 m

1 / 2

Pirelli Portuguese Round, 27-29 March 2026
Results Race 1

Laps 17 = 78,064 Km - Time of Race 29'34.644 - Avg. 158,359 km/h

Pos	Grid	No. Rider	Nat	Team	Bike	Class	LL	Gap	Rel.	Fastest Lap	Speed	Qualifying	Speed
1	2	53 V. DEBISE	FRA	ZXMOTO Factory Evan Bros Racing	ZXMOTO 820RR		17			1'43.634	272,9	1'43.303	277,1
2	6	5 J. MASIA	ESP	Orelac Racing Verdunatura	Ducati Panigale V2		17	3.685	3.685	1'43.882	281,5	1'43.606	285,2
3	3	94 L. MAHIAS	FRA	GMT94 Yamaha	Yamaha YZF-R9		17	3.766	0.081	1'43.837	277,8	1'43.357	274,3
4	8	37 R. GARCIA	ESP	GMT94 Yamaha	Yamaha YZF-R9		17	4.046	0.280	1'43.863	281,5	1'43.684	274,3
5	4	75 A. ARENAS	ESP	AS BLU CRU Racing Team	Yamaha YZF-R9		17	4.065	0.019	1'43.942	275,7	1'43.493	277,8
6	5	65 P. OETTL	GER	Feel Racing WorldSSP Team	Ducati Panigale V2		17	4.659	0.594	1'43.958	282,9	1'43.513	283,7
7	7	6 C. PEROLARI	FRA	Honda Racing World Supersport	Honda CBR600RR	*	17	12.667	8.008	1'44.043	277,1	1'43.625	278,6
8	10	16 A. ZACCONE	ITA	Ecosantagata Althea Racing Team	Ducati Panigale V2		17	15.084	2.417	1'43.973	282,9	1'44.152	280,7
9	9	64 F. CARICASULO	ITA	ZXMOTO Factory Evan Bros Racing	ZXMOTO 820RR		17	17.790	2.706	1'44.552	280,7	1'44.088	277,1
10	32	52 J. ALCOBA	ESP	Kawasaki WorldSSP Team	Kawasaki ZX-6R 636		17	17.794	0.004	1'44.338	281,5	1'44.378	279,3
11	15	77 D. AEGERTER	SUI	Kawasaki WorldSSP Team	Kawasaki ZX-6R 636		17	18.055	0.261	1'44.688	283,7	1'44.690	280,0
12	11	69 T. BOOTH-AMOS	GBR	PTR Triumph Factory Racing	Triumph Street Triple 765 RS		17	18.366	0.311	1'44.664	282,2	1'44.245	287,4
13	13	43 S. JESPERSEN	DEN	EAB Racing Team	Ducati Panigale V2		17	18.757	0.391	1'44.803	286,7	1'44.463	277,8
14	20	7 F. FARIOLI	ITA	VFT Racing Yamaha	Yamaha YZF-R9		17	22.273	3.516	1'44.690	279,3	1'44.935	275,7
15	12	70 J. WHATLEY	GBR	Orelac Racing Verdunatura	Ducati Panigale V2		17	22.468	0.195	1'44.606	282,9	1'44.340	273,6
16	19	40 M. CASADEI	ITA	D34G WorldSSP Racing Team	Ducati Panigale V2		17	22.549	0.081	1'44.594	280,0	1'44.886	274,3
17 P	16	11 M. FERRARI	ITA	WRP Racing	Ducati Panigale V2		17	22.633	0.084	1'44.771	282,9	1'44.728	280,7
18	14	50 O. VOSTATEK	CZE	Compos Racing Team	Triumph Street Triple 765 RS		17	23.142	0.509	1'44.965	281,5	1'44.547	282,2
19	18	20 X. CARDELUS	AND	Cerba Yamaha Racing Team	Yamaha YZF-R9		17	23.863	0.721	1'44.505	282,9	1'44.779	277,1
20	26	10 L. TACCINI	ITA	Ecosantagata Althea Racing Team	Ducati Panigale V2		17	29.126	5.263	1'45.095	280,7	1'46.001	279,3
21	23	19 A. KOFLER	AUT	Motorsport Kofler	Yamaha YZF-R9	*	17	33.383	4.257	1'45.179	278,6	1'44.923	270,2
22	22	31 Y. OKAMOTO	JPN	Pata Yamaha Ten Kate Racing	Yamaha YZF-R9		17	35.902	2.519	1'45.067	277,8	1'45.125	276,4
23	24	57 A. MAHENDRA	INA	AS BLU CRU Racing Team	Yamaha YZF-R9		17	35.908	0.006	1'44.650	279,3	1'45.181	275,0
24	21	25 O. KONIG	CZE	Compos Racing Team	Triumph Street Triple 765 RS		17	36.023	0.115	1'45.422	278,6	1'45.038	273,6
25	1	61 C. ONCU	TUR	Pata Yamaha Ten Kate Racing	Yamaha YZF-R9		17	37.928	1.905	1'44.622	277,8	1'42.670	275,0
26	27	54 R. ROSSI	ITA	Renzi Corse	Ducati Panigale V2		17	49.167	11.239	1'46.307	276,4	1'46.053	277,1
27	25	22 A. CARRASCO	ESP	Honda Racing World Supersport	Honda CBR600RR	*	17	49.201	0.034	1'46.321	276,4	1'45.624	272,3
28	28	91 B. JIMENEZ	ESP	WRP Racing	Ducati Panigale V2		17	54.942	5.741	1'45.770	274,3	1'46.082	279,3
29	29	88 A. GIOMBINI	ITA	Motozoo by Madforce Dubai	MV Agusta F3 800 RR		17	1'02.014	7.072	1'46.832	275,7	1'46.705	278,6
30	30	73 J. CRETARO	ITA	Flembo by Racing Development	MV Agusta F3 800 RR		17	1'07.328	5.314	1'46.816	271,6	1'46.950	268,9
-----Not Classified-----													
RET	17	32 O. BAYLISS	AUS	PTR Triumph Factory Racing	Triumph Street Triple 765 RS		13	4 Laps		1'44.698	279,3	1'44.736	277,8
RET	31	58 M. JESUS	POR	Rosa Competicion/MCL	Honda CBR600RR		5	12 Laps		1'47.115	271,6	1'47.677	263,6

AIR	Humidity:	51%	Temp:	22°C
TRACK	Condition:	Dry	Temp:	40°C

Records	Pole [SP]	2026	C.Oncu	1'42.670	161,013 Km/h
	Race [RC2]	2025	C.Oncu	1'42.909	160,639 Km/h
	All Times [WUP2]	2025	C.Oncu	1'42.643	161,055 Km/h
Race Fastest Lap	Lap 5	V.Debise	1'43.634	159,515 Km/h	

LAP LEADERS				
No. Rider	From	To	Laps	Total
61 C. ONCU	1	1	1	1
53 V. DEBISE	2	17	16	16

TOTAL LEADER LAPS	
No. Rider	Laps
5 J. MASIA	18
53 V. DEBISE	16
75 A. ARENAS	15
61 C. ONCU	3
57 A. MAHENDRA	1

* WorldSSP Challenge

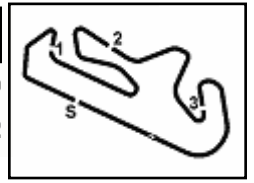
Start 14:15 End 14:48 The results are provisional until the end of the time limit for protests and appeals and the completion of the technical checks.

Clerk Of The Course: **Beatriz Aguas**

Publication Time: **15:12**

These data/results cannot be reproduced, stored and/or transmitted in whole or in part by any manner of electronic, mechanical, photocopying, recording, broadcasting or otherwise now known or herein after developed without the previous express consent by the copyright owner, except for reproduction in daily press and regular printed publications on sale to the public within 60 days of the event related to those data/results and always provided that copyright symbol appears together as follows below.

© DORNA WSBK ORGANIZATION Srl 2026



Pirelli Portuguese Round, 27-29 March 2026
Results Race 1

Race Highlights

Time	No. Rider	Description
14.00.00		Sighting Lap Started
14.12.59		Warm Up Lap Started
14.15.48		Start of Session
14.17.27		No Jump Starts
14.19.00		Yellow Flag Out - Turn 14
14.19.06	61 C. ONCU	#61 Crashed - Turn 14
14.19.20		Yellow Flag In - Turn 14
14.19.20		Riders Under Yellow Flag at Turn 14: #88 #73 #58 #61
14.19.23	61 C. ONCU	#61 Rejoined
14.20.56	50 O. VOSTATEK	#50 CHECK RACELINK GPS BEFORE SUNDAY WARM UP
14.25.10		Yellow Flag Out - Turn 3
14.25.18	58 M. JESUS	#58 Crashed - Turn 3
14.25.37	58 M. JESUS	#58 Not Actively Competing
14.25.50		Yellow Flag In - Turn 3
14.25.50		Riders Under Yellow Flag at Turn 3: #61
14.28.14	32 O. BAYLISS	#32 Entered Pit Lane
14.34.09	32 O. BAYLISS	#32 Exited Pit Lane
14.35.11		2/3 of Race Distance Completed
14.43.18		Yellow Flag Out - Turn 10-11
14.43.31		Yellow Flag In - Turn 10-11
14.43.31		Riders Under Yellow Flag at Turn 10-11: #19 #31 #25 #57 #61
14.44.18	20 X. CARDELUS	#20 On Asphalt - Rejoined - Turn 1
14.44.32	32 O. BAYLISS	#32 Entered Pit Lane
14.46.21	32 O. BAYLISS	#32 Retired
14.46.53		Podium Confirmed
14.53.21		End of Session
15.09.52	11 M. FERRARI	#11 Penalized by 3 seconds for irresponsible riding on Turn 1 - LLP Time

Start 14:15 End 14:48 The results are provisional until the end of the time limit for protests and appeals and the completion of the technical checks.

Clerk Of The Course: **Beatriz Aguas**
Publication Time: **15:12**

These data/results cannot be reproduced, stored and/or transmitted in whole or in part by any manner of electronic, mechanical, photocopying, recording, broadcasting or otherwise now known or herein after developed without the previous express consent by the copyright owner, except for reproduction in daily press and regular printed publications on sale to the public within 60 days of the event related to those data/results and always provided that copyright symbol appears together as follows below.

© DORNA WSBK ORGANIZATION Srl 2026

Pirelli Portuguese Round, 27-29 March 2026
Results Race 2

Laps 17 = 78,064 Km - Time of Race 29'34.570 - Avg. 158,365 km/h

1 / 2

Pos	Grid	No. Rider	Nat	Team	Bike	Class	LL	Gap	Rel.	Fastest Lap	Speed	Qualifying	Speed
1	1	53 V. DEBISE	FRA	ZXMOTO Factory Evan Bros Racing	ZXMOTO 820RR		17			1'43.623	276,4	1'43.303	277,1
2	4	5 J. MASIA	ESP	Orelac Racing Verdatura	Ducati Panigale V2		17	0.720	0.720	1'43.887	283,7	1'43.606	285,2
3	5	75 A. ARENAS	ESP	AS BLU CRU Racing Team	Yamaha YZF-R9		17	1.487	0.767	1'43.655	276,4	1'43.493	277,8
4	2	94 L. MAHIAS	FRA	GMT94 Yamaha	Yamaha YZF-R9		17	1.508	0.021	1'43.615	275,0	1'43.357	274,3
5	3	37 R. GARCIA	ESP	GMT94 Yamaha	Yamaha YZF-R9		17	1.547	0.039	1'43.723	283,7	1'43.684	274,3
6	6	65 P. OETTL	GER	Feel Racing WorldSSP Team	Ducati Panigale V2		17	6.486	4.939	1'43.974	285,9	1'43.513	283,7
7	9	52 J. ALCOBA	ESP	Kawasaki WorldSSP Team	Kawasaki ZX-6R 636		17	7.042	0.556	1'44.024	284,4	1'44.378	279,3
8	10	61 C. ONCU	TUR	Pata Yamaha Ten Kate Racing	Yamaha YZF-R9		17	7.619	0.577	1'43.751	277,8	1'42.670	275,0
9	8	6 C. PEROLARI	FRA	Honda Racing World Supersport	Honda CBR600RR	*	17	7.795	0.176	1'43.919	275,0	1'43.625	278,6
10	7	16 A. ZACCONE	ITA	Ecosantagata Althea Racing Team	Ducati Panigale V2		17	8.007	0.212	1'43.969	285,2	1'44.152	280,7
11	20	40 M. CASADEI	ITA	D34G WorldSSP Racing Team	Ducati Panigale V2		17	10.700	2.693	1'44.083	284,4	1'44.886	274,3
12	12	69 T. BOOTH-AMOS	GBR	PTR Triumph Factory Racing	Triumph Street Triple 765 RS		17	10.751	0.051	1'43.924	285,2	1'44.245	287,4
13	13	70 J. WHATLEY	GBR	Orelac Racing Verdatura	Ducati Panigale V2		17	11.182	0.431	1'44.155	284,4	1'44.340	273,6
14	14	43 S. JESPERSEN	DEN	EAB Racing Team	Ducati Panigale V2		17	11.184	0.002	1'43.981	285,2	1'44.463	277,8
15	17	11 M. FERRARI	ITA	WRP Racing	Ducati Panigale V2		17	11.301	0.117	1'44.193	284,4	1'44.728	280,7
16	22	7 F. FARIOLI	ITA	VFT Racing Yamaha	Yamaha YZF-R9		17	12.110	0.809	1'44.131	278,6	1'44.935	275,7
17	11	64 F. CARICASULO	ITA	ZXMOTO Factory Evan Bros Racing	ZXMOTO 820RR		17	13.603	1.493	1'44.009	283,7	1'44.088	277,1
18	16	77 D. AEGERTER	SUI	Kawasaki WorldSSP Team	Kawasaki ZX-6R 636		17	18.464	4.861	1'43.995	282,9	1'44.690	280,0
19	15	50 O. VOSTATEK	CZE	Compos Racing Team	Triumph Street Triple 765 RS		17	25.371	6.907	1'44.600	279,3	1'44.547	282,2
20	19	20 X. CARDELUS	AND	Cerba Yamaha Racing Team	Yamaha YZF-R9		17	27.074	1.703	1'44.390	281,5	1'44.779	277,1
21	24	31 Y. OKAMOTO	JPN	Pata Yamaha Ten Kate Racing	Yamaha YZF-R9		17	28.363	1.289	1'45.175	277,1	1'45.125	276,4
22	23	25 O. KONIG	CZE	Compos Racing Team	Triumph Street Triple 765 RS		17	30.154	1.791	1'44.974	273,6	1'45.038	273,6
23	29	91 B. JIMENEZ	ESP	WRP Racing	Ducati Panigale V2		17	31.465	1.311	1'45.198	277,8	1'46.082	279,3
24	21	19 A. KOFLER	AUT	Motorsport Kofler	Yamaha YZF-R9	*	17	33.034	1.569	1'44.676	282,9	1'44.923	270,2
25	28	54 R. ROSSI	ITA	Renzi Corse	Ducati Panigale V2		17	39.397	6.363	1'45.411	280,0	1'46.053	277,1
26	30	88 A. GIOMBINI	ITA	Motozoo by Madforce Dubai	MV Augusta F3 800 RR		17	44.536	5.139	1'45.571	280,7	1'46.705	278,6
27	26	22 A. CARRASCO	ESP	Honda Racing World Supersport	Honda CBR600RR	*	17	44.573	0.037	1'45.692	277,8	1'45.624	272,3
28	32	58 M. JESUS	PDR	Rosa Competicion/MCL	Honda CBR600RR		17	1'45.253	1'00.680	1'47.012	269,6	1'47.677	263,6
Not Classified													
RET	27	10 L. TACCINI	ITA	Ecosantagata Althea Racing Team	Ducati Panigale V2		13	4 Laps		1'44.612	281,5	1'46.001	279,3
RET	31	73 J. CRETARO	ITA	Flembo by Racing Development	MV Augusta F3 800 RR		10	7 Laps		1'46.658	276,4	1'46.950	268,9
RET	25	57 A. MAHENDRA	INA	AS BLU CRU Racing Team	Yamaha YZF-R9		9	8 Laps		1'44.459	279,3	1'45.181	275,0
RET	18	32 O. BAYLISS	AUS	PTR Triumph Factory Racing	Triumph Street Triple 765 RS		1	16 Laps			167,5	1'44.736	277,8

AIR	Humidity:	34%	Temp:	22°C
TRACK	Condition:	Dry	Temp:	41°C

Records	Pole [SP]	2026	C.Oncu	1'42.670	161,013 Km/h
	Race [RC2]	2025	C.Oncu	1'42.909	160,639 Km/h
	All Times [WUP2]	2025	C.Oncu	1'42.643	161,055 Km/h
Race Fastest Lap	Lap 3	L.Mahias	1'43.615	159,544 Km/h	

LAP LEADERS				
No. Rider	From	To	Laps	Total
94 L. MAHIAS	1	1	1	
53 V. DEBISE	2	14	13	
94 L. MAHIAS	15	15	1	2
53 V. DEBISE	16	17	2	15

TOTAL LEADER LAPS	
No. Rider	Laps
53 V. DEBISE	31
5 J. MASIA	18
75 A. ARENAS	15
61 C. ONCU	3
94 L. MAHIAS	2
57 A. MAHENDRA	1

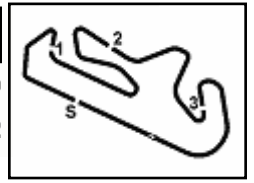
* WorldSSP Challenge

Start End The results are provisional until the end of the time limit for protests and appeals and the completion of the technical checks.

Clerk Of The Course: **Beatriz Aguas**
Publication Time: **14:45**

29/03/2026 14:00 14:34
These data/results cannot be reproduced, stored and/or transmitted in whole or in part by any manner of electronic, mechanical, photocopying, recording, broadcasting or otherwise now known or herein after developed without the previous express consent by the copyright owner, except for reproduction in daily press and regular printed publications on sale to the public within 60 days of the event related to those data/results and always provided that copyright symbol appears together as follows below.

© DORNA WSBK ORGANIZATION Srl 2026



Pirelli Portuguese Round, 27-29 March 2026
Results Race 2

Race Highlights

Time	No. Rider	Description
13.45.00		Sighting Lap Started
13.58.03		Warm Up Lap Started
14.00.44		Start of Session
14.02.13		No Jump Starts
14.02.30	32 O. BAYLISS	#32 Entered Pit Lane
14.03.51	32 O. BAYLISS	#32 Retired
14.04.51	6 C. PEROLARI	#6 Drop 1 Position(s) - Irresponsible Riding - Turn 3
14.05.29		Double Yellow Flag Out - Turn 13
14.05.31		Double Yellow Flag In - Turn 13
14.05.31		Riders Under Yellow Flag at Turn 13: #10 #20
14.06.51	6 C. PEROLARI	#6 1 Position(s) Dropped
14.16.34	57 A. MAHENDRA	#57 Entered Pit Lane
14.18.33	73 J. CRETARO	#73 Entered Pit Lane
14.18.49	57 A. MAHENDRA	#57 Retired
14.19.39	73 J. CRETARO	#73 Retired
14.19.56	10 L. TACCINI	#10 On Asphalt - Rejoined - Turn 13
14.20.00		2/3 of Race Distance Completed
14.22.18	69 T. BOOTH-AMOS	#69 Long Lap Penalty - Unsafe Rejoin - Turn 5
14.23.51	10 L. TACCINI	#10 Entered Pit Lane
14.25.33	10 L. TACCINI	#10 Retired
14.26.44	69 T. BOOTH-AMOS	#69 Long Lap Penalty Completed
14.28.16	75 A. ARENAS	#75 Drop 1 Position(s) - Irresponsible Riding - Main Straight
14.28.53	75 A. ARENAS	#75 1 Position(s) Dropped
14.32.02		Podium Confirmed
14.38.12		End of Session
14.42.43		Results Confirmed

Start End The results are provisional until the end of the time limit for protests and appeals and the completion of the technical checks.

Clerk Of The Course: **Beatriz Aguas**
Publication Time: **14:45**

29/03/2026 14:00 14:34
These data/results cannot be reproduced, stored and/or transmitted in whole or in part by any manner of electronic, mechanical, photocopying, recording, broadcasting or otherwise now known or herein after developed without the previous express consent by the copyright owner, except for reproduction in daily press and regular printed publications on sale to the public within 60 days of the event related to those data/results and always provided that copyright symbol appears together as follows below.

© DORNA WSBK ORGANIZATION Srl 2026