

No.	Rider	Nat	Team	Bike	Class	Time	Gap	Rel.	Laps	Speed	
										Avg	Max
1	11 N. BULEGA	ITA	Aruba.it Racing - Ducati	Ducati Panigale V4R		1'46.836			6	171,077	319,5
2	7 I. LECUONA	ESP	Aruba.it Racing - Ducati	Ducati Panigale V4R		1'47.312	0.476	0.476	6	170,318	315,8
3	67 A. SURRA	ITA	Motocorsa Racing	Ducati Panigale V4R	IND	1'47.349	0.513	0.037	6	170,260	316,7
4	14 S. LOWES	GBR	ELF Marc VDS Racing Team	Ducati Panigale V4R	IND	1'47.405	0.569	0.056	7	170,171	313,0
5	22 A. LOWES	GBR	bimota by Kawasaki Racing Team	bimota KB998 Rimini		1'47.775	0.939	0.370	6	169,587	312,1
6	34 L. BALDASSARRI	ITA	Team Goeleven	Ducati Panigale V4R	IND	1'47.829	0.993	0.054	6	169,502	312,1
7	60 M. VAN DER MARK	NED	ROKiT BMW Motorrad WorldSBK Team	BMW M 1000 RR		1'47.834	0.998	0.005	6	169,494	316,7
8	46 T. BRIDEWELL	GBR	Superbike Advocates	Ducati Panigale V4R	IND	1'47.942	1.106	0.108	6	169,324	316,7
9	5 Y. MONTELLA	ITA	Barni Spark Racing Team	Ducati Panigale V4R	IND	1'47.984	1.148	0.042	6	169,258	313,0
10	47 A. BASSANI	ITA	bimota by Kawasaki Racing Team	bimota KB998 Rimini		1'48.112	1.276	0.128	5	169,058	312,1
11	55 A. LOCATELLI	ITA	Pata Maxus Yamaha	Yamaha YZF R1		1'48.205	1.369	0.093	5	168,913	314,9
12	31 G. GERLOFF	USA	Kawasaki WorldSBK Team	Kawasaki ZX-10RR		1'48.216	1.380	0.011	6	168,896	311,2
13	97 X. VIERGE	ESP	Pata Maxus Yamaha	Yamaha YZF R1		1'48.262	1.426	0.046	5	168,824	316,7
14	96 J. DIXON	GBR	Honda HRC	Honda CBR1000RR-R SP		1'48.322	1.486	0.060	6	168,730	314,0
15	87 R. GARDNER	AUS	GYTR GRT Yamaha WorldSBK Team	Yamaha YZF R1		1'48.334	1.498	0.012	6	168,712	311,2
16	19 A. BAUTISTA	ESP	Barni Spark Racing Team	Ducati Panigale V4R	IND	1'48.383	1.547	0.049	6	168,635	314,0
17	95 T. MACKENZIE	GBR	MGM Optical Express Racing	Ducati Panigale V4R	IND	1'48.391	1.555	0.008	6	168,623	315,8
18	38 H. SOOMER	EST	ROKiT BMW Motorrad WorldSBK Team	BMW M 1000 RR		1'48.494	1.658	0.103	5	168,463	308,6
19	35 S. CHANTRA	THA	Honda HRC	Honda CBR1000RR-R SP		1'48.979	2.143	0.485	6	167,713	312,1
20	62 S. MANZI	ITA	GYTR GRT Yamaha WorldSBK Team	Yamaha YZF R1		1'49.133	2.297	0.154	6	167,476	317,6
21	54 B. SOFUOGLU	TUR	Motoxracing WorldSBK Team	Yamaha YZF R1	IND	1'49.311	2.475	0.178	6	167,204	310,3
22	13 M. RATO	ITA	Motoxracing WorldSBK Team	Yamaha YZF R1	IND	1'49.584	2.748	0.273	6	166,787	313,0

Qualifying Lap Time (105% of 1'46.836): 1'52.178

AIR	Humidity:	46%	Temp:	25°C
TRACK	Condition:	Dry	Temp:	39°C

Records	Pole	[SP]	2025	N.Bulega	1'47.332	170,290 Km/h
	Race	[SPRC]	2024	T.Razgatlioglu	1'47.935	169,340 Km/h
	All Times	[SP]	2025	N.Bulega	1'47.332	170,290 Km/h

30/05/2026 Start 11:15 End 11:35 The results are provisional until the end of the time limit for protests and appeals and the completion of the technical checks. Clerk Of The Course: **Jose Luis Omella** Publication Time: **11:44**

These data/results cannot be reproduced, stored and/or transmitted in whole or in part by any manner of electronic, mechanical, photocopying, recording, broadcasting or otherwise now known or herein after developed without the previous express consent by the copyright owner, except for reproduction in daily press and regular printed publications on sale to the public within 60 days of the event related to those data/results and always provided that copyright symbol appears together as follows below.

© DORNA WSBK ORGANIZATION Srl 2026

Aragon Round, 29-31 May 2026

Results Tissot Superpole

Session Highlights

Local Time	No. Rider	Description
11.15.00		Start of Session
11.35.57	55 A. LOCATELLI	#55 CHECK CHEQUERED FLAG ON DASHBOARD
11.35.57	97 X. VIERGE	#97 CHECK CHEQUERED FLAG ON DASHBOARD
11.35.57	47 A. BASSANI	#47 CHECK CHEQUERED FLAG ON DASHBOARD
11.39.25		End of Session

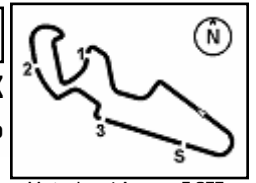
Fastest Laps Sequence

No.	Rider	Nat	Team	Bike	Local Time	Time	Gap	Avg
95	T. MACKENZIE	GBR	MGM Optical Express Racing	Ducati Panigale V4R	11:18'43.862	1'48.764		168,045
14	S. LOWES	GBR	ELF Marc VDS Racing Team	Ducati Panigale V4R	11:18'53.234	1'48.249	-0.515	168,844
7	I. LECUONA	ESP	Aruba.it Racing - Ducati	Ducati Panigale V4R	11:19'18.556	1'47.984	-0.265	169,258
11	N. BULEGA	ITA	Aruba.it Racing - Ducati	Ducati Panigale V4R	11:20'17.394	1'47.622	-0.362	169,828
11	N. BULEGA	ITA	Aruba.it Racing - Ducati	Ducati Panigale V4R	11:22'04.678	1'47.284	-0.338	170,363
11	N. BULEGA	ITA	Aruba.it Racing - Ducati	Ducati Panigale V4R	11:29'57.039	1'46.836	-0.448	171,077

30/05/2026 Start 11:15 End 11:35 The results are provisional until the end of the time limit for protests and appeals and the completion of the technical checks. Clerk Of The Course: **Jose Luis Omella** Publication Time: **11:44**

These data/results cannot be reproduced, stored and/or transmitted in whole or in part by any manner of electronic, mechanical, photocopying, recording, broadcasting or otherwise now known or herein after developed without the previous express consent by the copyright owner, except for reproduction in daily press and regular printed publications on sale to the public within 60 days of the event related to those data/results and always provided that copyright symbol appears together as follows below.

© DORNA WSBK ORGANIZATION Srl 2026



Aragon Round, 29-31 May 2026 Results Race 1

Laps 18 = 91,386 Km - Time of Race 32'46.379 - Avg. 167,307 km/h

1 / 2

Pos	Grid	No. Rider	Nat	Team	Bike	Class	LL	Gap	Rel.	Fastest Lap	Speed	Qualifying	Speed
1	1	11 N. BULEGA	ITA	Aruba.it Racing - Ducati	Ducati Panigale V4R		18			1'48.681	309,5	1'46.836	319,5
2	2	7 I. LECUONA	ESP	Aruba.it Racing - Ducati	Ducati Panigale V4R		18	1.274	1.274	1'49.015	315,8	1'47.312	315,8
3	3	14 S. LOWES	GBR	ELF Marc VDS Racing Team	Ducati Panigale V4R	IND	18	8.078	6.804	1'49.087	315,8	1'47.405	313,0
4	4	22 A. LOWES	GBR	bimota by Kawasaki Racing Team	bimota KB998 Rimini		18	16.177	8.099	1'49.681	312,1	1'47.775	312,1
5	7	46 T. BRIDEWELL	GBR	Superbike Advocates	Ducati Panigale V4R	IND	18	18.619	2.442	1'49.624	314,0	1'47.942	316,7
6	5	34 L. BALDASSARRI	ITA	Team Gooleven	Ducati Panigale V4R	IND	18	18.684	0.065	1'49.734	313,0	1'47.829	312,1
7	8	5 Y. MONTELLA	ITA	Barni Spark Racing Team	Ducati Panigale V4R	IND	18	21.548	2.864	1'49.750	314,9	1'47.984	313,0
8	9	47 A. BASSANI	ITA	bimota by Kawasaki Racing Team	bimota KB998 Rimini		18	21.873	0.325	1'49.986	316,7	1'48.112	312,1
9	11	31 G. GERLOFF	USA	Kawasaki WorldSBK Team	Kawasaki ZX-10RR		18	22.187	0.314	1'49.922	322,4	1'48.216	311,2
10	15	95 T. MACKENZIE	GBR	MGM Optical Express Racing	Ducati Panigale V4R	IND	18	30.792	8.605	1'50.158	316,7	1'48.391	315,8
11	6	60 M. VAN DER MARK	NED	ROKIT BMW Motorrad WorldSBK Team	BMW M 1000 RR		18	34.069	3.277	1'50.584	317,6	1'47.834	316,7
12	19	62 S. MANZI	ITA	GYTR GRT Yamaha WorldSBK Team	Yamaha YZF R1		18	35.601	1.532	1'50.615	314,0	1'49.133	317,6
13	12	97 X. VIERGE	ESP	Pata Maxus Yamaha	Yamaha YZF R1		18	38.080	2.479	1'50.537	316,7	1'48.262	316,7
14	22	67 A. SURRA	ITA	Motocorsa Racing	Ducati Panigale V4R	IND	18	38.105	0.025	1'50.284	319,5	1'47.349	316,7
15	P18	35 S. CHANTRA	THA	Honda HRC	Honda CBR1000RR-R SP		18	39.000	0.895	1'50.631	315,8	1'48.979	312,1
16	16	96 J. DIXON	GBR	Honda HRC	Honda CBR1000RR-R SP		18	40.618	1.618	1'50.580	315,8	1'48.322	314,0
17	13	87 R. GARDNER	AUS	GYTR GRT Yamaha WorldSBK Team	Yamaha YZF R1		18	43.702	3.084	1'50.698	314,9	1'48.334	311,2
18	20	54 B. SOFUOGLU	TUR	Motocracing WorldSBK Team	Yamaha YZF R1	IND	18	59.522	15.820	1'51.906	310,3	1'49.311	310,3
19	21	13 M. RATO	ITA	Motocracing WorldSBK Team	Yamaha YZF R1	IND	18	59.693	0.171	1'51.747	306,8	1'49.584	313,0
-----Not Classified-----													
RET	10	55 A. LOCATELLI	ITA	Pata Maxus Yamaha	Yamaha YZF R1		6	12 Laps		1'50.502	316,7	1'48.205	314,9
RET	14	19 A. BAUTISTA	ESP	Barni Spark Racing Team	Ducati Panigale V4R	IND	3	15 Laps		1'52.283	322,4	1'48.383	314,0
RET	17	38 H. SOOMER	EST	ROKIT BMW Motorrad WorldSBK Team	BMW M 1000 RR		0					1'48.494	308,6

AIR	Humidity:	36%	Temp:	30°C
TRACK	Condition:	Dry	Temp:	48°C

Records	Pole [SP]	2026	N.Bulega	1'46.836	171,077 Km/h
	Race [SPRC]	2024	T.Razgatlioglu	1'47.935	169,335 Km/h
	All Times [SP]	2026	N.Bulega	1'46.836	171,077 Km/h
Race Fastest Lap		Lap 5	N.Bulega	1'48.681	168,173 Km/h

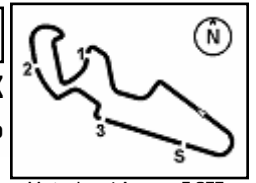
LAP LEADERS				
No. Rider	From	To	Laps	Total
11 N. BULEGA	1	18	18	18

TOTAL LEADER LAPS	
No. Rider	Laps
11 N. BULEGA	262
7 I. LECUONA	10
5 Y. MONTELLA	3
14 S. LOWES	2

Start 14:01 End 14:37 The results are provisional until the end of the time limit for protests and appeals and the completion of the technical checks. Clerk Of The Course: **Jose Luis Omella** Publication Time: **14:45**

These data/results cannot be reproduced, stored and/or transmitted in whole or in part by any manner of electronic, mechanical, photocopying, recording, broadcasting or otherwise now known or herein after developed without the previous express consent by the copyright owner, except for reproduction in daily press and regular printed publications on sale to the public within 60 days of the event related to those data/results and always provided that copyright symbol appears together as follows below.

© DORNA WSBK ORGANIZATION Srl 2026



Aragon Round, 29-31 May 2026
Results Race 1

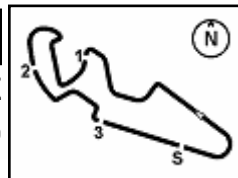
Race Highlights

Time	No. Rider	Description
13.40.00		Sighting Lap Started
13.57.52		Warm Up Lap Started
14.01.07		Start of Session
14.02.02		Yellow Flag Out - Turn 15
14.02.04		Yellow Flag Out - Turn 14-15
14.02.06		Yellow Flag In - Turn 15
14.02.09	38 H. SOOMER	#38 Crashed - Turn 14
14.02.26		No Jump Starts
14.02.53		Yellow Flag In - Turn 14-15
14.03.44	38 H. SOOMER	#38 Not Actively Competing
14.04.00	38 H. SOOMER	#38 Medical Centre
14.04.54	19 A. BAUTISTA	#19 On Asphalt - Rejoined - Turn 1
14.06.37	19 A. BAUTISTA	#19 Entered Pit Lane
14.07.54	19 A. BAUTISTA	#19 Retired
14.09.22		Yellow Flag Out - Turn 14-15
14.09.24		Double Yellow Flag Out - Turn 15
14.09.28		Double Yellow Flag In - Turn 14-15
14.09.28		Riders Under Yellow Flag at Turn 14-15: #13 #54
14.09.30	55 A. LOCATELLI	#55 Crashed - Turn 14
14.09.47		Double Yellow Flag In - Turn 15
14.09.47		Riders Under Yellow Flag at Turn 15: #96 #35 #13 #54 #55
14.09.49	55 A. LOCATELLI	#55 Rejoined
14.12.09	55 A. LOCATELLI	#55 Entered Pit Lane
14.16.14	55 A. LOCATELLI	#55 Retired
14.22.26		2/3 of Race Distance Completed
14.33.22	87 R. GARDNER	#87 On Asphalt - Rejoined - Turn 12
14.33.44		Podium Confirmed
14.37.55		End of Session
14.41.41	35 S. CHANTRA	#35 Penalized to drop 2 positions - Causing adverse effect to another rider - Turn 12
14.41.49		Results Confirmed

Start 14:01 End 14:37 The results are provisional until the end of the time limit for protests and appeals and the completion of the technical checks. Clerk Of The Course: **Jose Luis Omella** Publication Time: **14:45**

These data/results cannot be reproduced, stored and/or transmitted in whole or in part by any manner of electronic, mechanical, photocopying, recording, broadcasting or otherwise now known or herein after developed without the previous express consent by the copyright owner, except for reproduction in daily press and regular printed publications on sale to the public within 60 days of the event related to those data/results and always provided that copyright symbol appears together as follows below.

© DORNA WSBK ORGANIZATION Srl 2026



Aragon Round, 29-31 May 2026 Results Tissot Superpole Race

Laps 10 = 50,770 Km - Time of Race 18'08.215 - Avg. 167,956 km/h

Pos	Grid	No. Rider	Nat	Team	Bike	Class	LL	Gap	Rel.	Fastest Lap	Speed	Qualifying	Speed
1	1	11 N. BULEGA	ITA	Aruba.it Racing - Ducati	Ducati Panigale V4R		10			1'47.709	321,4	1'46.836	319,5
2	2	7 I. LECUONA	ESP	Aruba.it Racing - Ducati	Ducati Panigale V4R		10	0.594	0.594	1'48.173	318,6	1'47.312	315,8
3	4	14 S. LOWES	GBR	ELF Marc VDS Racing Team	Ducati Panigale V4R	IND	10	1.240	0.646	1'48.325	318,6	1'47.405	313,0
4	3	67 A. SURRA	ITA	Motocorsa Racing	Ducati Panigale V4R	IND	10	2.640	1.400	1'48.399	318,6	1'47.349	316,7
5	5	22 A. LOWES	GBR	bimota by Kawasaki Racing Team	bimota KB998 Rimini		10	3.219	0.579	1'48.610	319,5	1'47.775	312,1
6	10	47 A. BASSANI	ITA	bimota by Kawasaki Racing Team	bimota KB998 Rimini		10	3.747	0.528	1'48.576	321,4	1'48.112	312,1
7	8	46 T. BRIDEWELL	GBR	Superbike Advocates	Ducati Panigale V4R	IND	10	4.219	0.472	1'48.672	321,4	1'47.942	316,7
8	15	19 A. BAUTISTA	ESP	Barni Spark Racing Team	Ducati Panigale V4R	IND	10	4.621	0.402	1'48.630	324,3	1'48.383	314,0
9	9	5 Y. MONTELLA	ITA	Barni Spark Racing Team	Ducati Panigale V4R	IND	10	4.895	0.274	1'48.407	324,3	1'47.984	313,0
10	13	97 X. VIERGE	ESP	Pata Maxus Yamaha	Yamaha YZF R1		10	6.009	1.114	1'48.701	320,5	1'48.262	316,7
11	7	60 M. VAN DER MARK	NED	ROKIT BMW Motorrad WorldSBK Team	BMW M 1000 RR		10	6.936	0.927	1'48.751	321,4	1'47.834	316,7
12	12	31 G. GERLOFF	USA	Kawasaki WorldSBK Team	Kawasaki ZX-10RR		10	7.371	0.435	1'48.709	321,4	1'48.216	311,2
13	14	87 R. GARDNER	AUS	GYTR GRT Yamaha WorldSBK Team	Yamaha YZF R1		10	11.891	4.520	1'48.905	318,6	1'48.334	311,2
14	19	62 S. MANZI	ITA	GYTR GRT Yamaha WorldSBK Team	Yamaha YZF R1		10	11.977	0.086	1'49.145	314,9	1'49.133	317,6
15	17	38 H. SOOMER	EST	ROKIT BMW Motorrad WorldSBK Team	BMW M 1000 RR		10	17.296	5.319	1'49.615	319,5	1'48.494	308,6
16	20	54 B. SOFUOGLU	TUR	Motoxracing WorldSBK Team	Yamaha YZF R1	IND	10	20.208	2.912	1'49.816	317,6	1'49.311	310,3
17	21	13 M. RATO	ITA	Motoxracing WorldSBK Team	Yamaha YZF R1	IND	10	21.691	1.483	1'50.163	313,0	1'49.584	313,0
18	18	35 S. CHANTRA	THA	Honda HRC	Honda CBR1000RR-R SP		10	22.072	0.381	1'50.018	320,5	1'48.979	312,1
-----Not Classified-----													
RET	6	34 L. BALDASSARRI	ITA	Team Goeleven	Ducati Panigale V4R	IND	8	2 Laps		1'48.477	323,4	1'47.829	312,1
RET	11	55 A. LOCATELLI	ITA	Pata Maxus Yamaha	Yamaha YZF R1		1	9 Laps			320,5	1'48.205	314,9
RET	16	95 T. MACKENZIE	GBR	MGM Optical Express Racing	Ducati Panigale V4R	IND	1	9 Laps			313,0	1'48.391	315,8

AIR	Humidity:	51%	Temp:	23°C
TRACK	Condition:	Dry	Temp:	37°C

Records	Pole [SP]	2026	N.Bulega	1'46.836	171,077 Km/h
	Race [SPRC]	2024	T.Razgatlioglu	1'47.935	169,335 Km/h
	All Times [SP]	2026	N.Bulega	1'46.836	171,077 Km/h
	Race Fastest Lap [New Record]	Lap 10	N.Bulega	1'47.709	169,691 Km/h

No. Rider	From	To	Laps	Total
7 I. LECUONA	1	4	4	
14 S. LOWES	5	5	1	1
7 I. LECUONA	6	8	3	7
11 N. BULEGA	9	10	2	2

No. Rider	Laps
11 N. BULEGA	264
7 I. LECUONA	17
5 Y. MONTELLA	3
14 S. LOWES	3

Start 31/05/2026 11:11 End 11:31 The results are provisional until the end of the time limit for protests and appeals and the completion of the technical checks. Clerk Of The Course: **Jose Luis Omella** Publication Time: **11:36**

These data/results cannot be reproduced, stored and/or transmitted in whole or in part by any manner of electronic, mechanical, photocopying, recording, broadcasting or otherwise now known or herein after developed without the previous express consent by the copyright owner, except for reproduction in daily press and regular printed publications on sale to the public within 60 days of the event related to those data/results and always provided that copyright symbol appears together as follows below.

© DORNA WSBK ORGANIZATION Srl 2026

Aragon Round, 29-31 May 2026
Results Tissot Superpole Race

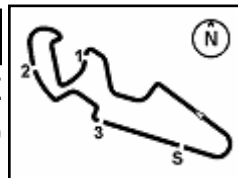
Race Highlights

Time	No. Rider	Description
10.55.00		Sighting Lap Started
11.07.56		Warm Up Lap Started
11.11.02		Start of Session
11.11.24		No Jump Starts
11.12.59		Yellow Flag Out - Turn 6-7
11.13.08	55 A. LOCATELLI	#55 Crashed - Turn 7
11.13.08	95 T. MACKENZIE	#95 Crashed - Turn 7
11.13.48		Incident at turn 7 - Under Investigation
11.13.56		Yellow Flag Out - Turn 6-7
11.14.14	55 A. LOCATELLI	#55 Not Actively Competing
11.14.20	95 T. MACKENZIE	#95 Not Actively Competing
11.14.31		Yellow Flag In - Turn 6-7
11.14.31		Riders Under Yellow Flag at Turn 6-7: #95
11.14.36		Yellow Flag Out - Turn 6-7
11.14.37		Yellow Flag In - Turn 6-7
11.14.38		Riders Under Yellow Flag at Turn 6-7: #11 #22 #34 #47
11.15.06		Incident at turn 7 - To be reviewed after the race
11.20.06	87 R. GARDNER	#87 Lap Time Cancelled [1'49.324] - Exceeded Track Limits - Turn 12
11.25.23		Yellow Flag Out - Turn 4-5
11.25.24		Yellow Flag Out - Turn 5-6
11.25.30	34 L. BALDASSARRI	#34 Crashed - Turn 5
11.25.44		Yellow Flag In - Turn 4-5
11.25.44		Riders Under Yellow Flag at Turn 4-5: #31 #87 #62 #38 #54 #35 #13
11.25.49	34 L. BALDASSARRI	#34 Not Actively Competing
11.26.04		Yellow Flag In - Turn 5-6
11.26.04		Riders Under Yellow Flag at Turn 5-6: #22 #47 #46 #19 #5 #97 #60 #31 #87 #62 #38 #54 #35 #13
11.29.04		Podium Confirmed
11.33.19		End of Session

Start End The results are provisional until the end of the time limit for protests and appeals Clerk Of The Course: **Jose Luis Omella**
31/05/2026 11:11 11:31 and the completion of the technical checks. Publication Time: **11:36**

These data/results cannot be reproduced, stored and/or transmitted in whole or in part by any manner of electronic, mechanical, photocopying, recording, broadcasting or otherwise now known or herein after developed without the previous express consent by the copyright owner, except for reproduction in daily press and regular printed publications on sale to the public within 60 days of the event related to those data/results and always provided that copyright symbol appears together as follows below.

© DORNA WSBK ORGANIZATION Srl 2026



Aragon Round, 29-31 May 2026 Results Race 2

Laps 18 = 91,386 Km - Time of Race 32'50.074 - Avg. 166,994 km/h

1 / 2

Pos	Grid	No. Rider	Nat	Team	Bike	Class	LL	Gap	Rel.	Fastest Lap	Speed	Qualifying	Speed
1	1	11 N. BULEGA	ITA	Aruba.it Racing - Ducati	Ducati Panigale V4R		18			1'48.971	311,2	1'46.836	319,5
2	2	7 I. LECUONA	ESP	Aruba.it Racing - Ducati	Ducati Panigale V4R		18	0.786	0.786	1'49.126	314,9	1'47.312	315,8
3	3	14 S. LOWES	GBR	ELF Marc VDS Racing Team	Ducati Panigale V4R	IND	18	6.506	5.720	1'49.219	312,1	1'47.405	313,0
4	5	22 A. LOWES	GBR	bimota by Kawasaki Racing Team	bimota KB998 Rimini		18	12.413	5.907	1'49.767	313,0	1'47.775	312,1
5	6	47 A. BASSANI	ITA	bimota by Kawasaki Racing Team	bimota KB998 Rimini		18	14.351	1.938	1'49.777	317,6	1'48.112	312,1
6	13	31 G. GERLOFF	USA	Kawasaki WorldSBK Team	Kawasaki ZX-10RR		18	16.317	1.966	1'49.691	320,5	1'48.216	311,2
7	8	19 A. BAUTISTA	ESP	Barni Spark Racing Team	Ducati Panigale V4R	IND	18	18.023	1.706	1'49.837	322,4	1'48.383	314,0
8	4	67 A. SURRA	ITA	Motocorsa Racing	Ducati Panigale V4R	IND	18	18.530	0.507	1'49.905	315,8	1'47.349	316,7
9	7	46 T. BRIDEWELL	GBR	Superbike Advocates	Ducati Panigale V4R	IND	18	18.974	0.444	1'49.880	319,5	1'47.942	316,7
10	11	60 M. VAN DER MARK	NED	ROKIT BMW Motorrad WorldSBK Team	BMW M 1000 RR		18	19.824	0.850	1'49.972	319,5	1'47.834	316,7
11	16	95 T. MACKENZIE	GBR	MGM Optical Express Racing	Ducati Panigale V4R	IND	18	24.639	4.815	1'50.170	317,6	1'48.391	315,8
12	15	87 R. GARDNER	AUS	GYTR GRT Yamaha WorldSBK Team	Yamaha YZF R1		18	25.864	1.225	1'50.373	314,0	1'48.334	311,2
13	12	55 A. LOCATELLI	ITA	Pata Maxus Yamaha	Yamaha YZF R1		18	25.919	0.055	1'50.367	314,0	1'48.205	314,9
14	19	62 S. MANZI	ITA	GYTR GRT Yamaha WorldSBK Team	Yamaha YZF R1		18	27.035	1.116	1'50.234	313,0	1'49.133	317,6
15	18	35 S. CHANTRA	THA	Honda HRC	Honda CBR1000RR-R SP		18	31.608	4.573	1'50.369	314,0	1'48.979	312,1
16	20	54 B. SOFUOGLU	TUR	Motoxracing WorldSBK Team	Yamaha YZF R1	IND	18	43.539	11.931	1'51.127	312,1	1'49.311	310,3
17	21	13 M. RATO	ITA	Motoxracing WorldSBK Team	Yamaha YZF R1	IND	18	46.789	3.250	1'51.279	307,7	1'49.584	313,0
18	17	38 H. SOOMER	EST	ROKIT BMW Motorrad WorldSBK Team	BMW M 1000 RR		18	1'21.427	34.638	1'51.864	314,9	1'48.494	308,6
-----Not Classified-----													
RET	9	5 Y. MONTELLA	ITA	Barni Spark Racing Team	Ducati Panigale V4R	IND	9	9 Laps		1'49.969	319,5	1'47.984	313,0
RET	10	34 L. BALDASSARRI	ITA	Team Goeleven	Ducati Panigale V4R	IND	0					1'47.829	312,1
RET	14	97 X. VIERGE	ESP	Pata Maxus Yamaha	Yamaha YZF R1		0					1'48.262	316,7

AIR	Humidity:	38%	Temp:	30°C
TRACK	Condition:	Dry	Temp:	49°C

Records	Pole (SP)	2026	N.Bulega	1'46.836	171,077 Km/h
	Race (SPRC)	2026	N.Bulega	1'47.709	169,691 Km/h
	All Times (SP)	2026	N.Bulega	1'46.836	171,077 Km/h
Race Fastest Lap		Lap 7	N.Bulega	1'48.971	167,725 Km/h

LAP LEADERS				
No. Rider	From	To	Laps	Total
11 N. BULEGA	1	18	18	18

TOTAL LEADER LAPS	
No. Rider	Laps
11 N. BULEGA	282
7 I. LECUONA	17
5 Y. MONTELLA	3
14 S. LOWES	3

Start 31/05/2026 15:31 End 16:05 The results are provisional until the end of the time limit for protests and appeals and the completion of the technical checks. Clerk Of The Course: **Jose Luis Omella** Publication Time: **16:08**

These data/results cannot be reproduced, stored and/or transmitted in whole or in part by any manner of electronic, mechanical, photocopying, recording, broadcasting or otherwise now known or herein after developed without the previous express consent by the copyright owner, except for reproduction in daily press and regular printed publications on sale to the public within 60 days of the event related to those data/results and always provided that copyright symbol appears together as follows below.

© DORNA WSBK ORGANIZATION Srl 2026

Aragon Round, 29-31 May 2026
Results Race 2

Race Highlights

Time	No. Rider	Description
15.10.00		Sighting Lap Started
15.27.52		Warm Up Lap Started
15.30.36		Yellow Flag Out - Turn 1
15.30.39		Double Yellow Flag Out - Turn 1
15.30.40		Yellow Flag Out - Turn 2
15.30.47		Yellow Flag In - Turn 2
15.30.49	34 L. BALDASSARRI	#34 Crashed - Turn 1
15.30.49	97 X. VIERGE	#97 Crashed - Turn 1
15.31.02		Start of Session
15.31.15		Yellow Flag In - Turn 1
15.31.31		No Jump Starts
15.31.34		Incident at turn 1 - Under Investigation
15.32.10	97 X. VIERGE	#97 Not Actively Competing
15.32.14	34 L. BALDASSARRI	#34 Not Actively Competing
15.33.35		Incident at turn 1 - To be reviewed after the race
15.35.39		Yellow Flag Out - Turn 15
15.35.44		Yellow Flag Out - Turn 15
15.35.47	38 H. SOOMER	#38 Crashed - Turn 15
15.36.05		Yellow Flag In - Turn 15
15.36.05		Riders Under Yellow Flag at Turn 15: #38
15.36.06	38 H. SOOMER	#38 Rejoined
15.39.08		Incident at turn 1 - No further action
15.46.00		Yellow Flag Out - Turn 9-10
15.46.05		Yellow Flag Out - Turn 8-9
15.46.05		Double Yellow Flag Out - Turn 9-10
15.46.07	5 Y. MONTELLA	#5 Crashed - Turn 9
15.46.09		Double Yellow Flag Out - Turn 8-9
15.46.15		Double Yellow Flag In - Turn 8-9
15.46.15		Riders Under Yellow Flag at Turn 8-9: #54 #13
15.46.19	5 Y. MONTELLA	#5 Rejoined
15.46.21		Double Yellow Flag In - Turn 9-10
15.46.21		Riders Under Yellow Flag at Turn 9-10: #95 #5 #87 #55 #62 #35 #54 #13
15.47.37	5 Y. MONTELLA	#5 Entered Pit Lane
15.48.27	5 Y. MONTELLA	#5 Retired
15.52.19		2/3 of Race Distance Completed
16.03.44		Podium Confirmed
16.05.02		Results Confirmed
16.05.43		End of Session

Start End The results are provisional until the end of the time limit for protests and appeals Clerk Of The Course: **Jose Luis Omella**
31/05/2026 15:31 16:05 and the completion of the technical checks. Publication Time: **16:08**

These data/results cannot be reproduced, stored and/or transmitted in whole or in part by any manner of electronic, mechanical, photocopying, recording, broadcasting or otherwise now known or herein after developed without the previous express consent by the copyright owner, except for reproduction in daily press and regular printed publications on sale to the public within 60 days of the event related to those data/results and always provided that copyright symbol appears together as follows below.

© DORNA WSBK ORGANIZATION Srl 2026