

Pirelli Dutch Round, 17-19 April 2026

Results Tissot Superpole

No.	Rider	Nat	Team	Bike	Time	Gap	Rel.	Laps	Speed	
									Avg	Max
1	6 M. HERRERA	ESP	Terra & Vita GRT Yamaha WorldWCR	Yamaha YZF-R7	1'47.031			11	152,771	201,9
2	36 B. NEILA	ESP	Ampito Crescent Yamaha	Yamaha YZF-R7	1'47.312	0.281	0.281	11	152,371	200,0
3	58 P. RAMOS	ESP	Klint Racing Team	Yamaha YZF-R7	1'47.789	0.758	0.477	10	151,696	202,2
4	8 T. RELPH	AUS	Full Throttle Racing	Yamaha YZF-R7	1'47.813	0.782	0.024	13	151,663	207,7
5	94 L. BOUDESSEUL	FRA	GMT94 Yamaha	Yamaha YZF-R7	1'48.248	1.217	0.435	11	151,053	205,7
6	64 S. SANCHEZ	ESP	Hadden Racing Team	Yamaha YZF-R7	1'48.340	1.309	0.092	12	150,925	199,6
7	96 R. PONZIANI	ITA	Klint Racing Team	Yamaha YZF-R7	1'48.402	1.371	0.062	10	150,839	201,5
8	46 P. RUIZ	ESP	PR46+1 Racing Team	Yamaha YZF-R7	1'48.688	1.657	0.286	11	150,442	201,9
9	20 N. RIVERA	ESP	Terra & Vita GRT Yamaha WorldWCR	Yamaha YZF-R7	1'48.730	1.699	0.042	12	150,384	199,3
10	83 A. MADRIGAL	MEX	Pons Italika Racing FIMLA	Yamaha YZF-R7	1'49.281	2.250	0.551	10	149,625	199,3
11	15 C. JONES	GBR	Monster Energy Crescent Yamaha	Yamaha YZF-R7	1'49.313	2.282	0.032	10	149,581	203,8
12	12 M. SARAPUECH	THA	EEST NJT Racing Team	Yamaha YZF-R7	1'49.421	2.390	0.108	11	149,434	206,9
13	11 Y. CERPA	ESP	MotosCerpa-Gradara Corse	Yamaha YZF-R7	1'49.538	2.507	0.117	9	149,274	203,8
14	66 K. DANAK	POL	Yamaha AD78 FIMLA	Yamaha YZF-R7	1'49.755	2.724	0.217	12	148,979	199,6
15	14 M. DOBBS	USA	YVS Sabadell Diva Racing	Yamaha YZF-R7	1'49.769	2.738	0.014	10	148,960	206,9
16	37 L. VIEILLARD	FRA	FT Racing Academy	Yamaha YZF-R7	1'49.899	2.868	0.130	13	148,784	201,1
17	22 M. GUARINO	ITA	Prata Motor Sport	Yamaha YZF-R7	1'50.096	3.065	0.197	9	148,518	198,2
18	4 E. BONDI	FRA	FT Racing Academy	Yamaha YZF-R7	1'50.388	3.357	0.292	11	148,125	200,7
19	88 D. DAL ZOTTO	ITA	PATA AG Motorsport Italia	Yamaha YZF-R7	1'50.480	3.449	0.092	12	148,001	204,2
20	41 A. BARALE	ITA	Hadden Racing Team	Yamaha YZF-R7	1'50.591	3.560	0.111	12	147,853	203,4
21	19 A. OUREDNIKOVA	CZE	Dafitmotoracing	Yamaha YZF-R7	1'51.130	4.099	0.539	13	147,136	203,0
22	44 P. SOWA	POL	Team Trasimeno	Yamaha YZF-R7	1'51.271	4.240	0.141	13	146,949	200,0
23	99 I. CARRENO	CHI	Pons Italika Racing FIMLA	Yamaha YZF-R7	1'51.352	4.321	0.081	10	146,842	197,8
24	16 L. MICHEL	GER	TSL-Racing	Yamaha YZF-R7	1'51.558	4.527	0.206	12	146,571	203,0
25	61 B. SCHEFFER	NED	Motorradtechnik Geenen by Yamaha	Yamaha YZF-R7	1'52.334	5.303	0.776	12	145,559	201,1
26	26 K. HAND	GBR	Team Trasimeno	Yamaha YZF-R7	1'52.818	5.787	0.484	11	144,934	201,1

Qualifying Lap Time (110% of 1'47.031): 1'57.735

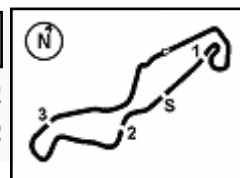
AIR	Humidity:	47%	Temp:	19°C
TRACK	Condition:	Dry	Temp:	25°C

Records	Pole	[SP]	2025	M.Herrera	1'48.146	151,200	Km/h
	Race	[RC1]	2025	B.Neila	1'47.685	151,840	Km/h
	All Times	[FP]	2026	M.Herrera	1'47.613	151,940	Km/h

Start 17:05 End 17:32 The results are provisional until the end of the time limit for protests and appeals and the completion of the technical checks. Clerk Of The Course: **Roland Brontsema** Publication Time: **17:35**

These data/results cannot be reproduced, stored and/or transmitted in whole or in part by any manner of electronic, mechanical, photocopying, recording, broadcasting or otherwise now known or herein after developed without the previous express consent by the copyright owner, except for reproduction in daily press and regular printed publications on sale to the public within 60 days of the event related to those data/results and always provided that copyright symbol appears together as follows below.

© DORNA WSBK ORGANIZATION Srl 2026



Pirelli Dutch Round, 17-19 April 2026
Results Tissot Superpole

Session Highlights

Local Time	No. Rider	Description
17.05.00		Start of Session
17.30.32		M4N QP pit lane opens at 17:45
17.32.35		End of Session

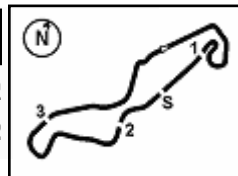
Fastest Laps Sequence

No.	Rider	Nat	Team	Bike	Local Time	Time	Gap	Avg
8	T. RELPH	AUS	Full Throttle Racing	Yamaha YZF-R7	17:08'42.678	1'50.147		148,449
8	T. RELPH	AUS	Full Throttle Racing	Yamaha YZF-R7	17:10'31.526	1'48.848	-1.299	150,220
6	M. HERRERA	ESP	Terra & Vita GRT Yamaha WorldWCR	Yamaha YZF-R7	17:12'54.808	1'47.589	-1.259	151,978
6	M. HERRERA	ESP	Terra & Vita GRT Yamaha WorldWCR	Yamaha YZF-R7	17:14'42.013	1'47.205	-0.384	152,523
6	M. HERRERA	ESP	Terra & Vita GRT Yamaha WorldWCR	Yamaha YZF-R7	17:16'29.044	1'47.031	-0.174	152,771

17/04/2026 Start 17:05 End 17:32 The results are provisional until the end of the time limit for protests and appeals and the completion of the technical checks. Clerk Of The Course: **Roland Brontsema** Publication Time: **17:35**

These data/results cannot be reproduced, stored and/or transmitted in whole or in part by any manner of electronic, mechanical, photocopying, recording, broadcasting or otherwise now known or herein after developed without the previous express consent by the copyright owner, except for reproduction in daily press and regular printed publications on sale to the public within 60 days of the event related to those data/results and always provided that copyright symbol appears together as follows below.

© DORNA WSBK ORGANIZATION Srl 2026



TT Circuit Assen 4.542 m

Pirelli Dutch Round, 17-19 April 2026
Results Race 1

Laps 8 = 36,336 Km - Time of Race 14'25.277 - Avg. 151,177 km/h

1 / 3

Pos	Grid	No. Rider	Nat	Team	Bike	LL	Gap	Rel.	Fastest Lap	Speed	Qualifying	Speed
1	1	6 M. HERRERA	ESP	Terra & Vita GRT Yamaha WorldWCR	Yamaha YZF-R7	8			1'47.194	196,7	1'47.031	201,9
2	2	36 B. NEILA	ESP	Ampito Crescent Yamaha	Yamaha YZF-R7	8	0.083	0.083	1'47.150	197,1	1'47.312	200,0
3	7	96 R. PONZIANI	ITA	Klint Racing Team	Yamaha YZF-R7	8	10.803	10.720	1'47.839	204,9	1'48.402	201,5
4	11	15 C. JONES	GBR	Monster Energy Crescent Yamaha	Yamaha YZF-R7	8	11.495	0.692	1'48.056	204,2	1'49.313	203,8
5	12	12 M. SARAPUECH	THA	EEST NJT Racing Team	Yamaha YZF-R7	8	11.618	0.123	1'47.934	208,5	1'49.421	206,9
6	9	20 N. RIVERA	ESP	Terra & Vita GRT Yamaha WorldWCR	Yamaha YZF-R7	8	13.716	2.098	1'48.422	198,9	1'48.730	199,3
7	10	83 A. MADRIGAL	MEX	Pons Italika Racing FIMLA	Yamaha YZF-R7	8	16.855	3.139	1'49.256	205,3	1'49.281	199,3
8	14	66 K. DANAK	POL	Yamaha AD78 FIMLA	Yamaha YZF-R7	8	26.414	9.559	1'50.062	202,2	1'49.755	199,6
9	19	41 A. BARALE	ITA	Hadden Racing Team	Yamaha YZF-R7	8	33.579	7.165	1'50.875	200,0	1'50.591	203,4
10	21	99 I. CARRENO	CHI	Pons Italika Racing FIMLA	Yamaha YZF-R7	8	34.073	0.494	1'50.717	200,4	1'51.352	197,8
11	18	88 D. DAL ZOTTO	ITA	PATA AG Motorsport Italia	Yamaha YZF-R7	8	34.378	0.305	1'50.608	201,5	1'50.480	204,2
12	20	44 P. SOWA	POL	Team Trasimeno	Yamaha YZF-R7	8	34.581	0.203	1'50.732	201,1	1'51.271	200,0
13	22	16 L. MICHEL	GER	TSL-Racing	Yamaha YZF-R7	8	34.876	0.295	1'50.823	204,5	1'51.558	203,0
14	25	26 K. HAND	GBR	Team Trasimeno	Yamaha YZF-R7	8	35.028	0.152	1'51.032	203,8	1'52.818	201,1
15	26	19 A. OUREDNIKOVA	CZE	Daftmotoring	Yamaha YZF-R7	8	35.383	0.355	1'50.667	202,2	1'51.130	203,0
16 P	23	22 M. GUARINO	ITA	Prata Motor Sport	Yamaha YZF-R7	8	37.021	1.638	1'50.576	200,0	1'50.096	198,2
17 P	13	11 Y. CERPA	ESP	MotosCerpa-Gradara Corse	Yamaha YZF-R7	8	48.053	11.032	1'48.203	206,1	1'49.538	203,8
18	24	61 B. SCHEFFER	NED	Motorradtechnik Geenen by Yamaha	Yamaha YZF-R7	8	50.747	2.694	1'52.779	196,7	1'52.334	201,1
19	17	4 E. BONDI	FRA	FT Racing Academy	Yamaha YZF-R7	8	50.878	0.131	1'50.943	200,4	1'50.388	200,7
-----Not Classified-----												
RET	6	64 S. SANCHEZ	ESP	Hadden Racing Team	Yamaha YZF-R7	7	1 Lap		1'48.171	201,5	1'48.340	199,6
RET	3	58 P. RAMOS	ESP	Klint Racing Team	Yamaha YZF-R7	7	1 Lap		1'47.994	200,7	1'47.789	202,2
RET	5	94 L. BOUDESSEUL	FRA	GMT94 Yamaha	Yamaha YZF-R7	7	1 Lap		1'48.177	204,9	1'48.248	205,7
RET	15	14 M. DOBBS	USA	YVS Sabadell Diva Racing	Yamaha YZF-R7	6	2 Laps		1'48.866	202,6	1'49.769	206,9
RET	4	8 T. RELPH	AUS	Full Throttle Racing	Yamaha YZF-R7	0					1'47.813	207,7
RET	16	37 L. VIEILLARD	FRA	FT Racing Academy	Yamaha YZF-R7	0					1'49.899	201,1
RET	8	46 P. RUIZ	ESP	PR46+1 Racing Team	Yamaha YZF-R7	0					1'48.688	201,9

AIR	Humidity:	62%	Temp:	16°C
TRACK	Condition:	Dry	Temp:	22°C

Records	Pole [SP]	2026	M.Herrera	1'47.031	152,771 Km/h
	Race [RC1]	2025	B.Neila	1'47.685	151,843 Km/h
	All Times [SP]	2026	M.Herrera	1'47.031	152,771 Km/h
	Race Fastest Lap	[New Record]	Lap 7	B.Neila	1'47.150

LAP LEADERS				
No. Rider	From	To	Laps	Total
6 M. HERRERA	1	8	8	8

TOTAL LEADER LAPS		
No. Rider	Laps	
6 M. HERRERA	29	
58 P. RAMOS	1	

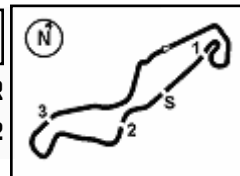
18/04/2026 Start 12:20 End 12:36 The results are provisional until the end of the time limit for protests and appeals and the completion of the technical checks.

These data/results cannot be reproduced, stored and/or transmitted in whole or in part by any manner of electronic, mechanical, photocopying, recording, broadcasting or otherwise now known or herein after developed without the previous express consent by the copyright owner, except for reproduction in daily press and regular printed publications on sale to the public within 60 days of the event related to those data/results and always provided that copyright symbol appears together as follows below.

© DORNA WSBK ORGANIZATION Srl 2026

Clerk Of The Course: **Roland Brontsema**
Publication Time: **12:52**





TT Circuit Assen 4.542 m

Pirelli Dutch Round, 17-19 April 2026
Results Race 1

Race Highlights

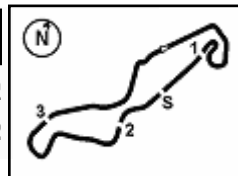
Time	No. Rider	Description
11.45.00		Sighting Lap Started
11.54.28		DROPS of RAIN in Sector(s): 1-4
11.58.01		Warm Up Lap Started
11.58.09		WHITE FLAG
12.01.01		Start of Session
12.01.12		Yellow Flag Out - Turn 1-2
12.01.20	4 E. BONDI	#4 Crashed - Turn 1
12.01.20	8 T. RELPH	#8 Crashed - Turn 1
12.01.20	37 L. VIEILLARD	#37 Crashed - Turn 1
12.01.20	46 P. RUIZ	#46 Crashed - Turn 1
12.01.33		Incident at turn 1 - Under Investigation
12.01.49	4 E. BONDI	#4 Long Lap Penalty - Slow Riding - Superpole
12.02.29		Yellow Flag In - Turn 1-2
12.02.30		RED FLAG
12.03.22	4 E. BONDI	#4 Rejoined
12.08.00		Quick start procedure - Pit lane opens at 12:14 - Race on 8 laps
12.08.31	8 T. RELPH	#8 Medical Centre
12.14.00		Sighting Lap Started
12.17.13		Warm Up Lap Started
12.20.06		Start of Session
12.20.29	4 E. BONDI	#4 Long Lap Penalty - Slow Riding - Superpole
12.20.43	11 Y. CERPA	#11 2X Long Lap Penalty - Irresponsible Riding - Causing a crash on turn 1
12.22.03		No Jump Starts
12.22.30	8 T. RELPH	#8 Not Actively Competing
12.22.36	37 L. VIEILLARD	#37 Not Actively Competing
12.22.42	46 P. RUIZ	#46 Not Actively Competing
12.26.23	4 E. BONDI	#4 Long Lap Penalty Completed
12.29.18	11 Y. CERPA	#11 Ride Through - Ignored 2X Long Lap Penalty
12.29.39		2/3 of Race Distance Completed
12.31.35		Yellow Flag Out - Turn 5
12.31.36		Yellow Flag Out - Turn 5
12.31.47	14 M. DOBBS	#14 Crashed - Turn 5
12.32.18		Yellow Flag Out - Turn 5
12.32.43		Yellow Flag In - Turn 5
12.32.43		Riders Under Yellow Flag at Turn 5: #66 #41 #99 #22 #88 #44 #16 #26 #19 #61 #14 #4
12.33.48	14 M. DOBBS	#14 Not Actively Competing
12.33.48		Yellow Flag Out - Turn 8
12.33.58	94 L. BOUDESSEUL	#94 Crashed - Turn 8
12.34.30		Yellow Flag In - Turn 18
12.34.30		Riders Under Yellow Flag at Turn 18: #88 #16 #61 #14
12.34.30		Yellow Flag Out - Turn 16-17
12.34.32		Double Yellow Flag Out - Turn 16-17
12.34.34		Yellow Flag Out - Turn 18
12.34.38		Yellow Flag Out - Turn 4
12.34.41	58 P. RAMOS	#58 Crashed - Turn 17
12.34.42	64 S. SANCHEZ	#64 Crashed - Turn 17
12.34.47		Yellow Flag Out - Turn 3-4
12.34.52		Yellow Flag Out - Turn 5
12.35.04		Yellow Flag In - Turn 8
12.35.04		Riders Under Yellow Flag at Turn 8: #66 #41 #22 #99 #88 #44 #16 #26 #19 #61 #4 #94
12.35.30		Yellow Flag Out - Turn 16-17
12.35.33	11 Y. CERPA	#11 Penalized by 37 seconds - Ride through automatic time penalty
12.35.45		Yellow Flag Out - Turn 14-15
12.35.51		Yellow Flag Out - Turn 15
12.35.58		Yellow Flag Out - Turn 3
12.36.04		Yellow Flag Out - Turn 8
12.36.10		Yellow Flag Out - Turn 16-17
12.36.27	94 L. BOUDESSEUL	#94 Not Actively Competing

18/04/2026 12:20 12:36 The results are provisional until the end of the time limit for protests and appeals and the completion of the technical checks. Clerk Of The Course: **Roland Brontsema** Publication Time: **12:52**

These data/results cannot be reproduced, stored and/or transmitted in whole or in part by any manner of electronic, mechanical, photocopying, recording, broadcasting or otherwise now known or herein after developed without the previous express consent by the copyright owner, except for reproduction in daily press and regular printed publications on sale to the public within 60 days of the event related to those data/results and always provided that copyright symbol appears together as follows below.

© DORNA WSBK ORGANIZATION Srl 2026





TT Circuit Assen 4.542 m

Pirelli Dutch Round, 17-19 April 2026
Results Race 1

12.36.53		Yellow Flag In - Turn 3
12.36.56		Yellow Flag In - Turn 4
12.36.56		Riders Under Yellow Flag at Turn 4: #36 #6 #11 #15 #20 #96 #12 #83 #66 #41 #88 #22 #99 #16 #44 #26 #19 #4 #61
12.37.07	64 S. SANCHEZ	#64 Not Actively Competing
12.37.11		Yellow Flag Out - Turn 9
12.37.14	58 P. RAMOS	#58 Not Actively Competing
12.37.20		Double Yellow Flag Out - Turn 8
12.37.21		Yellow Flag Out - Turn 7-8
12.37.51		Yellow Flag In - Turn 7-8
12.38.09		Yellow Flag In - Turn 5
12.38.09		Riders Under Yellow Flag at Turn 5: #36 #6 #11 #15 #20 #96 #12 #83 #66 #41 #88 #22 #99 #16 #44 #26 #19 #4 #61
12.38.13		Yellow Flag In - Turn 14-15
12.38.14		Riders Under Yellow Flag at Turn 14-15: #11 #20 #36 #15 #96 #12 #22 #66 #6 #88 #41 #44 #4 #83 #26 #16 #99 #19 #61
12.38.35	58 P. RAMOS	#58 Medical Centre
12.38.58		Yellow Flag Out - Turn 12-13
12.39.03		WorldSPB Race 1 On Time
12.39.24		Yellow Flag In - Turn 16-17
12.39.24		Riders Under Yellow Flag at Turn 16-17: #88 #16 #61 #14 #83 #58 #66 #41 #22 #99 #44 #26 #19 #4
12.39.41		Yellow Flag In - Turn 18
12.39.41		Riders Under Yellow Flag at Turn 18: #83 #66 #41 #22 #99 #88 #44 #16 #26 #19 #61 #4
12.39.58		Double Yellow Flag Out - Turn 12-13
12.42.13		End of Session
12.48.10	22 M. GUARINO	#22 Long Lap penalty equivalent time (+3 secs) - Overtake under yellow flag at turn 17

Start End The results are provisional until the end of the time limit for protests and appeals and the completion of the technical checks.

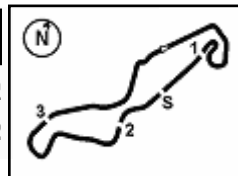
Clerk Of The Course: **Roland Brontsema**
 Publication Time: **12:52**

18/04/2026 12:20 12:36

These data/results cannot be reproduced, stored and/or transmitted in whole or in part by any manner of electronic, mechanical, photocopying, recording, broadcasting or otherwise now known or herein after developed without the previous express consent by the copyright owner, except for reproduction in daily press and regular printed publications on sale to the public within 60 days of the event related to those data/results and always provided that copyright symbol appears together as follows below.

© DORNA WSBK ORGANIZATION Srl 2026





TT Circuit Assen 4.542 m

Pirelli Dutch Round, 17-19 April 2026
Results Race 2

Laps 12 = 54,504 Km - Time of Race 21'49.169 - Avg. 149,877 km/h

1 / 2

Pos	Grid	No. Rider	Nat	Team	Bike	LL	Gap	Rel.	Fastest Lap	Speed	Qualifying	Speed
1	1	36 B. NEILA	ESP	Ampito Crescent Yamaha	Yamaha YZF-R7	12			1'47.132	201,9	1'47.312	200,0
2	2	6 M. HERRERA	ESP	Terra & Vita GRT Yamaha WorldWCR	Yamaha YZF-R7	12	0.170	0.170	1'47.481	202,2	1'47.031	201,9
3	7	94 L. BOUDESSEUL	FRA	GMT94 Yamaha	Yamaha YZF-R7	12	9.538	9.368	1'48.764	205,3	1'48.248	205,7
4	3	96 R. PONZIANI	ITA	Klint Racing Team	Yamaha YZF-R7	12	16.773	7.235	1'48.876	206,1	1'48.402	201,5
5	4	12 M. SARAPUECH	THA	EEST NJT Racing Team	Yamaha YZF-R7	12	17.249	0.476	1'48.832	206,1	1'49.421	206,9
6	5	15 C. JONES	GBR	Monster Energy Crescent Yamaha	Yamaha YZF-R7	12	17.351	0.102	1'49.068	210,5	1'49.313	203,8
7	8	11 Y. CERPA	ESP	MotosCerpa-Gradara Corse	Yamaha YZF-R7	12	17.453	0.102	1'48.565	208,5	1'49.538	203,8
8	9	8 T. RELPH	AUS	Full Throttle Racing	Yamaha YZF-R7	12	17.495	0.042	1'48.970	208,9	1'47.813	207,7
9	10	46 P. RUIZ	ESP	PR46+1 Racing Team	Yamaha YZF-R7	12	17.567	0.072	1'48.768	204,2	1'48.688	201,9
10	14	14 M. DOBBS	USA	YVS Sabadell Diva Racing	Yamaha YZF-R7	12	17.661	0.094	1'49.394	206,5	1'49.769	206,9
11	11	20 N. RIVERA	ESP	Terra & Vita GRT Yamaha WorldWCR	Yamaha YZF-R7	12	29.754	12.093	1'49.586	204,5	1'48.730	199,3
12	12	83 A. MADRIGAL	MEX	Pons Italika Racing FIMLA	Yamaha YZF-R7	12	29.855	0.101	1'49.827	206,9	1'49.281	199,3
13	6	64 S. SANCHEZ	ESP	Hadden Racing Team	Yamaha YZF-R7	12	30.134	0.279	1'49.281	204,9	1'48.340	199,6
14	18	88 D. DAL ZOTTO	ITA	PATA AG Motorsport Italia	Yamaha YZF-R7	12	39.908	9.774	1'50.818	202,6	1'50.480	204,2
15 P	17	4 E. BONDI	FRA	FT Racing Academy	Yamaha YZF-R7	12	40.000	0.092	1'50.325	206,1	1'50.388	200,7
16	16	22 M. GUARINO	ITA	Prata Motor Sport	Yamaha YZF-R7	12	40.585	0.585	1'50.387	206,1	1'50.096	198,2
17	15	37 L. VIEILLARD	FRA	FT Racing Academy	Yamaha YZF-R7	12	40.901	0.316	1'50.777	202,6	1'49.899	201,1
18	22	99 I. CARRENO	CHI	Pons Italika Racing FIMLA	Yamaha YZF-R7	12	41.095	0.194	1'50.311	209,7	1'51.352	197,8
19	19	41 A. BARALE	ITA	Hadden Racing Team	Yamaha YZF-R7	12	41.102	0.007	1'50.745	206,5	1'50.591	203,4
20	20	19 A. OUREDNICHOVA	CZE	Dafitmotoracing	Yamaha YZF-R7	12	41.850	0.748	1'50.573	208,5	1'51.130	203,0
21	21	44 P. SOWA	POL	Team Trasimeno	Yamaha YZF-R7	12	42.313	0.463	1'50.763	206,9	1'51.271	200,0
22	24	61 B. SCHEFFER	NED	Motorradtechnik Geenen by Yamaha	Yamaha YZF-R7	12	49.997	7.684	1'51.120	207,3	1'52.334	201,1
23	25	26 K. HAND	GBR	Team Trasimeno	Yamaha YZF-R7	12	50.162	0.165	1'51.307	207,3	1'52.818	201,1
24	13	66 K. DANAK	POL	Yamaha AD78 FIMLA	Yamaha YZF-R7	12	58.803	8.641	1'48.910	206,9	1'49.755	199,6
25	23	16 L. MICHEL	GER	TSL-Racing	Yamaha YZF-R7	11	1 Lap	1 Lap	1'51.458	205,7	1'51.558	203,0

AIR	Humidity:	74%	Temp:	10°C
TRACK	Condition:	Dry	Temp:	15°C

Records	Pole [SP]	2026	M.Herrera	1'47.031	152,771 Km/h
	Race [RC1]	2026	B.Neila	1'47.150	152,601 Km/h
	All Times [SP]	2026	M.Herrera	1'47.031	152,771 Km/h
Race Fastest Lap	[New Record]	Lap 11	B.Neila	1'47.132	152,627 Km/h

LAP LEADERS					
No. Rider	From	To	Laps	Total	
6 M. HERRERA	1	4	4		
36 B. NEILA	5	5	1		
6 M. HERRERA	6	11	6	10	
36 B. NEILA	12	12	1	2	

TOTAL LEADER LAPS		
No. Rider	Laps	
6 M. HERRERA	39	
36 B. NEILA	2	
58 P. RAMOS	1	

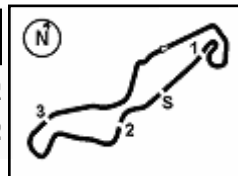
19/04/2026 12:00 12:27 The results are provisional until the end of the time limit for protests and appeals and the completion of the technical checks.

Clerk Of The Course: **Roland Brontsema**
Publication Time: **12:30**

These data/results cannot be reproduced, stored and/or transmitted in whole or in part by any manner of electronic, mechanical, photocopying, recording, broadcasting or otherwise now known or herein after developed without the previous express consent by the copyright owner, except for reproduction in daily press and regular printed publications on sale to the public within 60 days of the event related to those data/results and always provided that copyright symbol appears together as follows below.

© DORNA WSBK ORGANIZATION Srl 2026





TT Circuit Assen 4.542 m

Pirelli Dutch Round, 17-19 April 2026
Results Race 2

Race Highlights

Time	No. Rider	Description
11.45.00		Sighting Lap Started
11.50.49		DROPS of RAIN in Sector(s): 1
11.52.56		DROPS of RAIN in Sector(s): 1-3
11.56.58		No more drops of rain
11.57.52		Warm Up Lap Started
12.00.36		Start of Session
12.03.09	64 S. SANCHEZ	#64 2X Long Lap Penalty - Jump Start
12.04.44		Yellow Flag Out - Turn 3-4
12.04.45	64 S. SANCHEZ	#64 1 of 2X Long Lap Penalty Completed
12.04.46		Yellow Flag In - Turn 3-4
12.05.03	16 L. MICHEL	#16 On the Gravel - Rejoined - Turn 3
12.06.33	64 S. SANCHEZ	#64 2 of 2X Long Lap Penalty Completed
12.09.27		WHITE FLAG
12.09.36		DROPS of RAIN in Sector(s): 1
12.10.25		DROPS of RAIN in Sector(s): 1-4
12.11.24		DROPS of RAIN in Sector(s): 4
12.12.41		DROPS of RAIN in Sector(s): 1
12.15.10		2/3 of Race Distance Completed
12.16.21		DROPS of RAIN in Sector(s): 1
12.20.34	36 B. NEILA	#36 Lap Time Cancelled [1'48.332] - Exceeded Track Limits - Turn 17
12.21.18		Double Yellow Flag Out - Turn 5
12.21.19		Yellow Flag Out - Turn 5
12.21.27	66 K. DANAK	#66 Crashed - Turn 5
12.21.36		Yellow Flag Out - Turn 5
12.21.54	66 K. DANAK	#66 Rejoined
12.21.58		Yellow Flag In - Turn 5
12.21.58		Riders Under Yellow Flag at Turn 5: #20 #83 #64 #88 #22 #4 #37 #99 #41 #44 #19 #26 #61 #66
12.27.09	4 E. BONDI	#4 Penalized to Drop 1 Position - Exceeded Track Limits on Final Lap - Turn 17
12.27.37		End of Session

19/04/2026 12:00 12:27 The results are provisional until the end of the time limit for protests and appeals and the completion of the technical checks.

Clerk Of The Course: **Roland Brontsema**
 Publication Time: **12:30**

These data/results cannot be reproduced, stored and/or transmitted in whole or in part by any manner of electronic, mechanical, photocopying, recording, broadcasting or otherwise now known or herein after developed without the previous express consent by the copyright owner, except for reproduction in daily press and regular printed publications on sale to the public within 60 days of the event related to those data/results and always provided that copyright symbol appears together as follows below.

© DORNA WSBK ORGANIZATION Srl 2026

