

# 1 Runda WMMP


8. SuperTwin / Twin / Supermono

Tor Poznań 4,083 km

Kwalifikacje

30.05.2026 10:50

Qualifying started at 11:05:41



Pos	No.	Name	Nat	ASN	Club	Make	Class	Class2	Laps	Best Tm	Diff	In Lap
1	45	Marek Cerveny	CZ	ACCR	ACCR	Aprilia RS	SuperTwin	SVK	5	1:40.475		3
2	82	Karel Pesek	CZ	AMFK	AMFK	Aprilia RS	SuperTwin		8	1:41.416	0.941	8
3	84	Jakub Buzała	PL	PZM	A. Krakowski	Yamaha R7	SuperTwin		8	1:42.879	2.404	5
4	92	Michał Żukierski	PL	PZM	A. Kujawsko-Pomorski	Aprilia RS660	SuperTwin	SVK	6	1:43.565	3.090	5
5	48	Dawid Dziedzic	PL	PZM		Aprilia RS660	SuperTwin	SVK	7	1:44.850	4.375	6
6	83	Ludovit Krusina	SVK	SMF	SMF	Aprilia RS660	SuperTwin	SVK	7	1:45.480	5.005	7
7	13	Mariusz Respondek	PL	PZM	Tomir Racing	Aprilia RS	Twin		6	1:49.808	9.333	5
8	75	Rafał Michalak	PL	PZM	A. Śląski	Aprilia RS	Twin		7	1:50.605	10.130	5
9	29	Wiktor Kuźmicki	PL	PZM	Tomir Racing	Aprilia RS	Twin		5	1:50.756	10.281	4
10	49	Tomasz Nowak	PL	PZM	TMSM Sparta Wrocław	Aprilia RS660	Twin		7	1:51.131	10.656	4
11	96	Adrian Witek	PL	PZM	A. Śląski	Suzuki SV650	SuperTwin		3	1:51.210	10.735	3
12	28	Mateusz Ziobrowski	PL	PZM	A. Kujawsko-Pomorski	Aprilia RS	SuperTwin		4	1:52.100	11.625	3
13	89	Łukasz Kowalski	PL	PZM	A. Polski	Aprilia RS660	Twin	SVK	6	1:52.254	11.779	6
14	88	Damian Ruszała	PL	PZM	A. Wielkopolski	Aprilia RS	Twin		4	1:58.189	17.714	3
15	47	Batt Chloe	SVK	SMF	SMF	Honda 270	Supermono		6	1:59.821	19.346	5
16	55	Michał Kučka	PL	PZM	A. Śląski	Yamaha R7	Twin		5	2:01.363	20.888	4
17	58	Vaclav Hodoval	CZ	ACCR	ACCR	Husqvarna	Supermono	CZ	4	2:08.723	28.248	3

Not classified


DNS	12	Damian Orzeł	PL	PZM	Tomir Racing	Aprilia RS	Twin					0
DNS	27	Paweł Sobczyk	PL	PZM	Tomir Racing	Aprilia RS	SuperTwin					0
DNS	37	Vojtech Sklenar	CZ	CAMS	CAMS	Aprilia RS	Twin					0

1 Runda WMMP i PP,  
Alpe Adria Vintage, Mistrzostw Czech,  
Mistrzostw Słowacji  
Runda Freetech 50 Cup  
30-31.05.2026

PATRONAT HONOROWY:



Ministerstwo  
Sportu i Turystyki



# 1 Runda WMMP

## 8. SuperTwin / Twin / Supermono

Tor Poznań 4,083 km

### Kwalifikacje

30.05.2026 10:50

Qualifying started at 11:05:41

Lap	Time of Day	Lap Tm	Diff	S1	S2	S3
<b>(45) Marek Cerveny</b>						
1	11:11:53.425	1:41.642	+1.167			
2	11:13:35.391	1:41.966	+1.491			
3	11:15:15.866	<b>1:40.475</b>				
4	11:16:57.057	1:41.191	+0.716			
p5	11:18:48.451	1:51.394	+10.919			

Lap	Time of Day	Lap Tm	Diff	S1	S2	S3
<b>(82) Karel Pesek</b>						
1	11:10:16.708	1:48.177	+6.761	45.062	35.345	27.770
2	11:12:00.156	1:43.448	+2.032	43.554	33.211	26.683
3	11:13:42.313	1:42.157	+0.741	43.280	32.643	26.234
4	11:15:27.467	1:45.154	+3.738	43.360	34.538	27.256
5	11:17:09.466	1:41.999	+0.583	43.185	32.730	<b>26.084</b>
6	11:18:50.926	1:41.460	+0.044	42.887	32.455	26.118
7	11:20:33.547	1:42.621	+1.205	<b>42.798</b>	32.922	26.901
8	11:22:14.963	<b>1:41.416</b>		42.815	<b>32.415</b>	26.186

Lap	Time of Day	Lap Tm	Diff	S1	S2	S3
<b>(84) Jakub Buzala</b>						
1	11:09:57.055	1:46.709	+3.830	45.236	34.307	27.166
2	11:11:42.080	1:45.025	+2.146	44.075	33.794	27.156
3	11:13:26.343	1:44.263	+1.384	43.997	33.368	26.898
4	11:15:12.175	1:45.832	+2.953	44.701	33.794	27.337
5	11:16:55.054	<b>1:42.879</b>		<b>43.314</b>	<b>32.889</b>	<b>26.676</b>
6	11:18:40.908	1:45.854	+2.975	45.489	33.420	26.945
7	11:20:27.308	1:46.400	+3.521	43.931	35.239	27.230
p8	11:22:16.990	1:49.682	+6.803	43.576	33.218	

Lap	Time of Day	Lap Tm	Diff	S1	S2	S3
<b>(92) Michał Żukierski</b>						
1	11:09:58.009	1:47.207	+3.642	45.923	34.204	27.080
2	11:11:42.638	1:44.629	+1.064	44.119	33.629	26.881
3	11:13:27.415	1:44.777	+1.212	44.529	33.396	26.852
4	11:15:11.400	1:43.985	+0.420	<b>43.267</b>	33.663	27.055
5	11:16:54.965	<b>1:43.565</b>		43.551	<b>33.293</b>	<b>26.721</b>
p6	11:19:14.229	2:19.264	+35.699	50.074	40.230	

Lap	Time of Day	Lap Tm	Diff	S1	S2	S3
<b>(48) Dawid Dziedzic</b>						
1	11:10:03.356	1:52.653	+7.803	48.295	36.078	28.280
2	11:11:52.652	1:49.296	+4.446	45.875	35.637	27.784
3	11:13:40.690	1:48.038	+3.188	44.711	34.967	28.360
4	11:15:27.367	1:46.677	+1.827	44.472	34.625	27.580
5	11:17:12.781	1:45.414	+0.564	44.228	34.326	<b>26.860</b>
6	11:18:57.631	<b>1:44.850</b>		<b>43.967</b>	<b>33.989</b>	26.894
7	11:20:43.524	1:45.893	+1.043	44.004	34.272	27.617

Lap	Time of Day	Lap Tm	Diff	S1	S2	S3
<b>(83) Ludovit Krusina</b>						
1	11:10:16.666	1:49.492	+4.012	46.172	35.434	27.886
2	11:12:06.313	1:49.647	+4.167	45.142	36.792	27.713
3	11:13:53.276	1:46.963	+1.483	44.848	34.670	27.445
4	11:15:39.386	1:46.110	+0.630	44.590	34.271	27.249
5	11:17:24.958	1:45.572	+0.092	44.483	<b>33.735</b>	27.354
6	11:19:10.565	1:45.607	+0.127	44.401	34.055	27.151
7	11:20:56.045	<b>1:45.480</b>		<b>44.107</b>	34.280	<b>27.093</b>

Lap	Time of Day	Lap Tm	Diff	S1	S2	S3
<b>(13) Mariusz Respondek</b>						
1	11:10:47.159	1:55.997	+6.189	49.101	37.390	29.506
2	11:12:40.084	1:52.925	+3.117	47.445	36.345	29.135
3	11:14:33.421	1:53.337	+3.529	47.122	36.072	30.143
4	11:16:24.736	1:51.315	+1.507	46.557	35.963	28.795
5	11:18:14.544	<b>1:49.808</b>		<b>46.105</b>	<b>35.311</b>	<b>28.392</b>
p6	11:21:35.903	3:21.359	+1:31.551	49.951	1:44.374	

Lap	Time of Day	Lap Tm	Diff	S1	S2	S3
<b>(75) Rafał Michalak</b>						
1	11:11:06.218	1:59.608	+9.003	50.923	39.017	29.668
2	11:13:02.320	1:56.102	+5.497	48.653	38.161	29.288
3	11:14:57.354	1:55.034	+4.429	48.999	37.298	28.737

Lap	Time of Day	Lap Tm	Diff	S1	S2	S3
4	11:16:48.806	1:51.452	+0.847	47.317	36.007	28.128
5	11:18:39.411	<b>1:50.605</b>		<b>46.965</b>	<b>35.692</b>	<b>27.948</b>
6	11:20:34.761	1:55.350	+4.745	48.354	38.505	28.491
p7	11:22:35.885	2:01.124	+10.519	47.992	36.038	

Lap	Time of Day	Lap Tm	Diff	S1	S2	S3
<b>(29) Wiktor Kuźmicki</b>						
1	11:11:04.571	1:58.147	+7.391	48.878	39.608	29.661
2	11:13:01.742	1:57.171	+6.415	48.661	37.199	31.311
3	11:14:54.791	1:53.049	+2.293	47.903	36.546	28.600
4	11:16:45.547	<b>1:50.756</b>		<b>46.695</b>	<b>35.923</b>	<b>28.138</b>
p5	11:18:53.432	2:07.885	+17.129	47.454	36.570	

Lap	Time of Day	Lap Tm	Diff	S1	S2	S3
<b>(49) Tomasz Nowak</b>						
1	11:11:05.275	2:00.291	+9.160	50.860	39.755	29.676
2	11:13:01.949	1:56.674	+5.543	48.722	36.891	31.061
3	11:14:55.120	1:53.171	+2.040	48.312	36.346	28.513
4	11:16:46.251	<b>1:51.131</b>		<b>46.902</b>	<b>36.278</b>	<b>27.951</b>
5	11:18:38.714	1:52.463	+1.332	47.280	36.577	28.606
6	11:20:34.449	1:55.735	+4.604	47.761	38.801	29.173
p7	11:22:40.705	2:06.256	+15.125	48.649	38.410	

Lap	Time of Day	Lap Tm	Diff	S1	S2	S3
<b>(96) Adrian Witek</b>						
1	11:10:09.081	1:53.769	+2.559	47.691	36.476	29.602
2	11:12:01.680	1:52.599	+1.389	47.215	36.403	28.981
3	11:13:52.890	<b>1:51.210</b>		<b>46.524</b>	<b>35.985</b>	<b>28.701</b>

Lap	Time of Day	Lap Tm	Diff	S1	S2	S3
<b>(28) Mateusz Ziobrowski</b>						
1	11:09:49.619	1:57.387	+5.287	49.445	38.512	29.430
2	11:11:42.153	1:52.534	+0.434	46.927	<b>36.655</b>	<b>28.952</b>
3	11:13:34.253	<b>1:52.100</b>		<b>45.858</b>	<b>37.025</b>	29.217
p4	11:15:38.486	2:04.233	+12.133	47.342	37.614	

Lap	Time of Day	Lap Tm	Diff	S1	S2	S3
<b>(89) Lukasz Kowalski</b>						
1	11:11:10.841	2:04.338	+12.084	51.760	41.524	31.054
2	11:13:12.006	2:01.165	+8.911	50.962	39.699	30.504
3	11:15:12.212	2:00.206	+7.952	50.110	40.474	29.622
4	11:17:06.356	1:54.144	+1.890	48.002	37.295	28.847
5	11:18:59.626	1:53.270	+1.016	47.865	37.116	<b>28.289</b>
6	11:20:51.880	<b>1:52.254</b>		<b>46.968</b>	<b>36.819</b>	28.467

Lap	Time of Day	Lap Tm	Diff	S1	S2	S3
<b>(88) Damian Ruszala</b>						
1	11:10:10.064	2:01.146	+2.957	50.017	40.130	30.999
2	11:12:08.456	1:58.392	+0.203	49.911	38.565	<b>29.916</b>
3	11:14:06.645	<b>1:58.189</b>		49.662	38.268	30.259
p4	11:16:16.288	2:09.643	+11.454	<b>48.500</b>	<b>38.221</b>	

Lap	Time of Day	Lap Tm	Diff	S1	S2	S3
<b>(47) Batt Chloe</b>						
1	11:10:24.005	2:07.787	+7.966	53.542	41.430	32.815
2	11:12:30.459	2:06.454	+6.633	53.256	40.816	32.382
3	11:14:34.840	2:04.381	+4.560	52.554	39.907	31.920
4	11:16:37.208	2:02.368	+2.547	51.646	39.286	31.436
5	11:18:37.029	<b>1:59.821</b>		50.546	<b>38.439</b>	<b>30.836</b>
p6	11:20:50.672	2:13.643	+13.822	<b>50.518</b>	41.044	

Lap	Time of Day	Lap Tm	Diff	S1	S2	S3
<b>(55) Michał Kučka</b>						
1	11:11:34.584	2:09.310	+7.947	53.147	43.590	32.573
2	11:13:41.250	2:06.666	+5.303	52.522	42.155	31.989
3	11:15:44.306	2:03.056	+1.693	51.352	40.765	30.939
4	11:17:45.669	<b>2:01.363</b>		<b>51.092</b>	<b>39.484</b>	<b>30.787</b>
p5	11:20:00.725	2:15.056	+13.693	51.662	40.286	

Lap	Time of Day	Lap Tm	Diff	S1	S2	S3
<b>(58) Vaclav Hodoval</b>						
1	11:15:17.721	2:15.392	+6.669	57.221	44.923	33.248
2	11:17:27.167	2:09.446	+0.723	54.121	<b>42.242</b>	33.083
3	11:19:35.890	<b>2:08.723</b>		<b>53.900</b>	42.491	<b>32.332</b>
p4	11:22:07.155	2:31.265	+22.542	57.421	45.842	



## 1 Runda WMMP

8. SuperTwin / Twin / Supermono

Tor Poznań 4,083 km

Wyścig 1

30.05.2026 16:30

Race (9 Laps)

### POLE POSITION

<b>1</b>	<b>1</b> 45 Marek Cerveny 1:40.475
<b>2</b>	<b>4</b> 92 Michał Żukierski 1:43.565
<b>3</b>	<b>7</b> 13 Mariusz Respondek 1:49.808
<b>4</b>	<b>10</b> 49 Tomasz Nowak 1:51.131
<b>5</b>	<b>13</b> 89 Łukasz Kowalski 1:52.254
<b>6</b>	<b>16</b> 55 Michał Kučka 2:01.363
<b>7</b>	<b>19</b> 27 Paweł Sobczyk

<b>2</b> 82 Karel Pesek 1:41.416
<b>5</b> 48 Dawid Dzedzic 1:44.850
<b>8</b> 75 Rafał Michalak 1:50.605
<b>11</b> 96 Adrian Witek 1:51.210
<b>14</b> 88 Damian Ruszała 1:58.189
<b>17</b> 58 Vaclav Hodoval 2:08.723
<b>20</b> 37 Vojtech Sklenar

<b>3</b> 84 Jakub Buzala 1:42.879
<b>6</b> 83 Ludovit Krusina 1:45.480
<b>9</b> 29 Wiktor Kuźmicki 1:50.756
<b>12</b> 28 Mateusz Ziobrowski 1:52.100
<b>15</b> 47 Batt Chloe 1:59.821
<b>18</b> 12 Damian Orzeł

8. SuperTwin / Twin / Supermono

Tor Poznań 4,083 km

Wyścig 1

30.05.2026 16:30

Race (9 Laps) started at 16:29:23

Pos	No.	Name	Nat	Club	ASN	Make	Class	Class2	Laps	Total Tm	Diff	Best Tm	Points
Supermono													
1	58	Vaclav Hodoval	CZ	ACCR	ACCR	Husqvarna	Supermono	CZ	8	15:23.751		1:52.518	0
2	47	Batt Chloe	SVK	SMF	SMF	Honda 270	Supermono		8	15:59.667	35.916	1:57.338	0
SuperTwin													
1	45	Marek Cerveny	CZ	ACCR	ACCR	Aprilia RS	SuperTwin	SVK	9	15:05.621		1:39.819	25
2	82	Karel Pesek	CZ	AMFK	AMFK	Aprilia RS	SuperTwin		9	15:05.667	0.046	1:39.794	20
3	84	Jakub Buzala	PL	A. Krakowski	PZM	Yamaha R7	SuperTwin		9	15:22.473	16.852	1:40.677	16
4	92	Michał Żukierski	PL	A. Kujawsko-Pomorski	PZM	Aprilia RS660	SuperTwin	SVK	9	15:26.937	21.316	1:41.514	13
5	48	Dawid Dziedzic	PL		PZM	Aprilia RS660	SuperTwin	SVK	9	15:39.545	33.924	1:43.035	11
6	28	Mateusz Ziobrowski	PL	A. Kujawsko-Pomorski	PZM	Aprilia RS	SuperTwin		9	15:39.752	34.131	1:42.471	10
7	83	Ludovit Krusina	SVK	SMF	SMF	Aprilia RS660	SuperTwin	SVK	9	15:43.209	37.588	1:43.283	9
Not classified (75% = 7 Laps)													
DNF	96	Adrian Witek	PL	A. Śląski	PZM	Suzuki SV650	SuperTwin		2	3:40.088	DNF	1:46.776	0
DNS	27	Paweł Sobczyk	PL	Tomir Racing	PZM	Aprilia RS	SuperTwin				DNS		0
Twin													
1	49	Tomasz Nowak	PL	TMSM Sparta Wrocław	PZM	Aprilia RS660	Twin		9	15:49.257		1:43.849	25
2	89	Łukasz Kowalski	PL	A. Polski	PZM	Aprilia RS660	Twin	SVK	9	16:10.290	21.033	1:46.178	20
3	75	Rafał Michalak	PL	A. Śląski	PZM	Aprilia RS	Twin		9	16:23.525	34.268	1:47.467	16
4	13	Mariusz Respondek	PL	Tomir Racing	PZM	Aprilia RS	Twin		9	16:23.925	34.668	1:47.447	13
5	88	Damian Ruszała	PL	A. Wielkopolski	PZM	Aprilia RS	Twin		9	16:52.147	1:02.890	1:49.810	11
6	55	Michał Kučka	PL	A. Śląski	PZM	Yamaha R7	Twin		8	16:00.780	1 Lap	1:56.315	10
Not classified (75% = 7 Laps)													
DNF	29	Wiktor Kuźmicki	PL	Tomir Racing	PZM	Aprilia RS	Twin			1:13.197	DNF		0
DNS	12	Damian Orzeł	PL	Tomir Racing	PZM	Aprilia RS	Twin				DNS		0

Oficjalny Pomiar Czasu PZM: T. Kędziora

Dyrektor Zawodów: P. Podemski

Sędzia Zawodów: P. Mellen

Wyniki stają się oficjalne po upływie 30 min. i podpisaniu przez SG.

Printed: 30.05.2026 16:48:17

Orbits

www.mylaps.com

Licensed to: Automobilklub Wielkopolski

Page 1/2

1 Runda WMMP i PP,  
Alpe Adria Vintage, Mistrzostw Czech,  
Mistrzostw Słowacji  
Runda Freetech 50 Cup  
30-31.05.2026



Ministerstwo  
Sportu i Turystyki



**TOR POZNAŃ**  
Sorted on Laps

## 1 Runda WMMP


8. SuperTwin / Twin / Supermono

Tor Poznań 4,083 km

Wyścig 1

30.05.2026 16:30

Race (9 Laps) started at 16:29:23



Pos	No.	Name	Nat	Club	ASN	Make	Class	Class2	Laps	Total Tm	Diff	Best Tm	Points
DNS	37	Vojtech Sklenar	CZ	CAMS	CAMS	Aprilia RS	Twin				DNS		0

Oficjalny Pomiar Czasu PZM: T. Kędziora

Dyrektor Zawodów: P. Podemski

Sędzia Zawodów: P. Mellen

Wyniki stają się oficjalne po upływie 30 min. i podpisaniu przez SG.


Printed: 30.05.2026 16:48:17

Orbits

www.mylaps.com

Licensed to: Automobilklub Wielkopolski

Page 2/2



8. SuperTwin / Twin / Supermono


Tor Poznań 4,083 km

Wyścig 1

30.05.2026 16:30

Race (9 Laps) started at 16:29:23

Pos	No.	Name	Nat	Club	ASN	Make	Class	Class2	Laps	Total Tm	Diff	Best Tm	Points
1	45	Marek Cerveny	CZ	ACCR	ACCR	Aprilia RS	SuperTwin	SVK	9	15:05.621		1:39.819	25
2	82	Karel Pesek	CZ	AMFK	AMFK	Aprilia RS	SuperTwin		9	15:05.667	0.046	1:39.794	20
3	84	Jakub Buzala	PL	A. Krakowski	PZM	Yamaha R7	SuperTwin		9	15:22.473	16.852	1:40.677	16
4	92	Michał Żukierski	PL	A. Kujawsko-Pomorski	PZM	Aprilia RS660	SuperTwin	SVK	9	15:26.937	21.316	1:41.514	13
5	48	Dawid Dziedzic	PL		PZM	Aprilia RS660	SuperTwin	SVK	9	15:39.545	33.924	1:43.035	11
6	28	Mateusz Ziobrowski	PL	A. Kujawsko-Pomorski	PZM	Aprilia RS	SuperTwin		9	15:39.752	34.131	1:42.471	10
7	83	Ludovit Krusina	SVK	SMF	SMF	Aprilia RS660	SuperTwin	SVK	9	15:43.209	37.588	1:43.283	9
8	49	Tomasz Nowak	PL	TMSM Sparta Wrocław	PZM	Aprilia RS660	Twin		9	15:49.257	43.636	1:43.849	25
9	89	Łukasz Kowalski	PL	A. Polski	PZM	Aprilia RS660	Twin	SVK	9	16:10.290	1:04.669	1:46.178	20
10	75	Rafał Michalak	PL	A. Śląski	PZM	Aprilia RS	Twin		9	16:23.525	1:17.904	1:47.467	16
11	13	Mariusz Respondek	PL	Tomir Racing	PZM	Aprilia RS	Twin		9	16:23.925	1:18.304	1:47.447	13
12	88	Damian Ruszała	PL	A. Wielkopolski	PZM	Aprilia RS	Twin		9	16:52.147	1:46.526	1:49.810	11
13	58	Vaclav Hodoval	CZ	ACCR	ACCR	Husqvarna	Supermono	CZ	8	15:23.751	1 Lap	1:52.518	0
14	47	Batt Chloe	SVK	SMF	SMF	Honda 270	Supermono		8	15:59.667	1 Lap	1:57.338	0
15	55	Michał Kučka	PL	A. Śląski	PZM	Yamaha R7	Twin		8	16:00.780	1 Lap	1:56.315	10
Not classified (75% = 7 Laps)													
DNF	96	Adrian Witek	PL	A. Śląski	PZM	Suzuki SV650	SuperTwin		2	3:40.088	DNF	1:46.776	0
DNF	29	Wiktor Kuźmicki	PL	Tomir Racing	PZM	Aprilia RS	Twin			1:13.197	DNF		0
DNS	12	Damian Orzeł	PL	Tomir Racing	PZM	Aprilia RS	Twin				DNS		0
DNS	27	Paweł Sobczyk	PL	Tomir Racing	PZM	Aprilia RS	SuperTwin				DNS		0
DNS	37	Vojtech Sklenar	CZ	CAMS	CAMS	Aprilia RS	Twin				DNS		0



## 1 Runda WMMP

### 8. SuperTwin / Twin / Supermono

Tor Poznań 4,083 km

#### Wyścig 1

30.05.2026 16:30

Race (9 Laps) started at 16:29:23

Lap	Time of Day	Lap Tm	Diff	S1	S2	S3
<b>(45) Marek Cerveny</b>						
1	16:31:07.833	1:43.483	+3.664	45.238	32.260	25.985
2	16:32:47.966	1:40.133	+0.314	41.884	32.185	26.064
3	16:34:27.993	1:40.027	+0.208	42.027	32.075	25.925
4	16:36:08.163	1:40.170	+0.351	42.186	32.019	25.965
5	16:37:48.818	1:40.655	+0.836	42.785	32.017	<b>25.853</b>
6	16:39:29.046	1:40.228	+0.409	41.859	32.055	26.314
7	16:41:08.926	1:39.880	+0.061	41.982	<b>31.987</b>	25.911
8	16:42:48.745	<b>1:39.819</b>		41.750	32.191	25.878
9	16:44:28.718	1:39.973	+0.154	<b>41.707</b>	32.287	25.979

Lap	Time of Day	Lap Tm	Diff	S1	S2	S3
<b>(82) Karel Pesek</b>						
1	16:31:08.592	1:44.043	+4.249	45.573	32.452	26.018
2	16:32:48.389	1:39.797	+0.003	41.978	31.997	25.822
3	16:34:28.183	<b>1:39.794</b>		41.864	32.083	25.847
4	16:36:08.465	1:40.282	+0.488	42.424	<b>31.957</b>	25.901
5	16:37:48.478	1:40.013	+0.219	42.134	32.061	<b>25.818</b>
6	16:39:28.671	1:40.193	+0.399	41.920	32.063	26.210
7	16:41:08.662	1:39.991	+0.197	42.178	31.981	25.832
8	16:42:48.509	1:39.847	+0.053	41.831	32.107	25.909
9	16:44:28.764	1:40.255	+0.461	<b>41.830</b>	32.548	25.877

Lap	Time of Day	Lap Tm	Diff	S1	S2	S3
<b>(84) Jakub Buzala</b>						
1	16:31:09.209	1:44.359	+3.682	45.669	32.361	26.329
2	16:32:49.886	<b>1:40.677</b>		<b>42.265</b>	<b>32.156</b>	<b>26.256</b>
3	16:34:31.892	1:42.006	+1.329	42.723	32.677	26.606
4	16:36:14.709	1:42.817	+2.140	43.271	32.883	26.663
5	16:37:56.422	1:41.713	+1.036	42.690	32.542	26.481
6	16:39:38.222	1:41.800	+1.123	42.517	32.649	26.634
7	16:41:20.646	1:42.424	+1.747	42.832	32.972	26.620
8	16:43:03.099	1:42.453	+1.776	42.966	32.825	26.662
9	16:44:45.570	1:42.471	+1.794	42.977	32.792	26.702

Lap	Time of Day	Lap Tm	Diff	S1	S2	S3
<b>(92) Michał Żukierski</b>						
1	16:31:12.385	1:47.230	+5.716	46.795	33.699	26.736
2	16:32:53.983	1:41.598	+0.084	42.630	<b>32.677</b>	<b>26.291</b>
3	16:34:35.631	1:41.648	+0.134	42.575	32.748	26.325
4	16:36:17.293	1:41.662	+0.148	42.622	32.722	26.318
5	16:37:58.807	<b>1:41.514</b>		<b>42.392</b>	32.702	26.420
6	16:39:42.665	1:43.588	+2.344	44.411	32.890	26.557
7	16:41:25.330	1:42.665	+1.151	42.591	33.221	26.853
8	16:43:07.544	1:42.214	+0.700	42.767	33.003	26.444
9	16:44:50.034	1:42.490	+0.976	42.765	33.027	26.698

Lap	Time of Day	Lap Tm	Diff	S1	S2	S3
<b>(48) Dawid Dziedzic</b>						
1	16:31:12.242	1:47.019	+3.984	46.494	33.777	26.748
2	16:32:55.896	1:43.654	+0.619	43.332	33.636	26.686
3	16:34:39.945	1:44.049	+1.014	43.612	33.630	26.807
4	16:36:24.541	1:44.596	+1.561	43.998	33.688	26.910
5	16:38:09.080	1:44.539	+1.504	43.900	33.707	26.932
6	16:39:52.427	1:43.347	+0.312	43.378	33.320	26.649
7	16:41:35.618	1:43.191	+0.156	43.204	<b>33.176</b>	26.811
8	16:43:19.607	1:43.989	+0.954	43.387	34.073	26.529
9	16:45:02.642	<b>1:43.035</b>		<b>43.154</b>	33.383	<b>26.498</b>

Lap	Time of Day	Lap Tm	Diff	S1	S2	S3
<b>(28) Mateusz Ziobrowski</b>						
1	16:31:16.093	1:49.504	+7.033	48.334	33.986	27.184
2	16:33:00.181	1:44.088	+1.617	43.566	33.497	27.025
3	16:34:44.002	1:43.821	+1.350	43.490	33.412	26.919
4	16:36:27.774	1:43.772	+1.301	43.645	33.373	26.754
5	16:38:10.483	1:42.709	+0.238	43.195	<b>32.903</b>	<b>26.611</b>
6	16:39:52.954	<b>1:42.471</b>		<b>42.660</b>	32.996	26.815
7	16:41:36.056	1:43.102	+0.631	42.974	33.114	27.014
8	16:43:19.634	1:43.578	+1.107	43.110	33.586	26.882
9	16:45:02.849	1:43.215	+0.744	42.891	33.372	26.952

Lap	Time of Day	Lap Tm	Diff	S1	S2	S3
<b>(83) Ludovit Krusina</b>						
1	16:31:12.891	1:47.544	+4.261	46.779	33.787	26.978
2	16:32:57.576	1:44.685	+1.402	43.642	33.959	27.084
3	16:34:42.093	1:44.517	+1.234	43.887	33.740	26.890
4	16:36:26.707	1:44.614	+1.331	44.094	33.396	27.124
5	16:38:10.283	1:43.576	+0.293	43.567	33.268	26.741
6	16:39:54.766	1:44.483	+1.200	43.835	33.762	26.886
7	16:41:39.358	1:44.592	+1.309	43.895	33.710	26.987
8	16:43:23.023	1:43.665	+0.382	43.513	33.319	26.833
9	16:45:06.306	<b>1:43.283</b>		<b>43.474</b>	<b>33.104</b>	<b>26.705</b>


Lap	Time of Day	Lap Tm	Diff	S1	S2	S3
<b>(49) Tomasz Nowak</b>						
1	16:31:13.210	1:46.887	+3.038	46.155	33.777	26.955
2	16:32:57.451	1:44.241	+0.392	<b>43.176</b>	33.937	27.128
3	16:34:41.745	1:44.294	+0.445	43.826	33.703	26.765
4	16:36:26.156	1:44.411	+0.562	44.150	<b>33.480</b>	26.781
5	16:38:10.005	<b>1:43.849</b>		43.554	33.535	<b>26.760</b>
6	16:39:54.639	1:44.634	+0.785	43.988	33.654	26.992
7	16:41:39.161	1:44.522	+0.673	43.882	33.552	27.088
8	16:43:24.948	1:45.787	+1.938	44.276	34.042	27.469
9	16:45:09.354	1:44.406	+0.557	43.811	33.822	26.773

Lap	Time of Day	Lap Tm	Diff	S1	S2	S3
<b>(89) Lukasz Kowalski</b>						
1	16:31:17.112	1:50.310	+4.132	48.468	34.587	<b>27.255</b>
2	16:33:03.290	<b>1:46.178</b>		<b>44.358</b>	<b>34.363</b>	<b>27.457</b>
3	16:34:51.506	1:48.216	+2.038	45.794	34.749	27.673
4	16:36:38.558	1:47.052	+0.874	45.074	34.556	27.422
5	16:38:25.668	1:47.110	+0.932	44.948	34.691	27.471
6	16:40:12.770	1:47.102	+0.924	44.795	34.763	27.544
7	16:41:59.807	1:47.037	+0.859	44.870	34.585	27.582
8	16:43:46.802	1:46.995	+0.817	44.804	34.828	27.363
9	16:45:33.387	1:46.585	+0.407	44.717	34.543	27.325

Lap	Time of Day	Lap Tm	Diff	S1	S2	S3
<b>(75) Rafał Michałak</b>						
1	16:31:19.841	1:53.602	+6.135	49.962	35.535	28.105
2	16:33:08.429	1:48.588	+1.121	45.622	34.806	28.160
3	16:34:57.554	1:49.125	+1.658	46.144	35.011	27.970
4	16:36:45.968	1:48.414	+0.947	45.975	34.696	27.743
5	16:38:34.890	1:48.922	+1.455	46.077	34.934	27.911
6	16:40:23.334	1:48.444	+0.977	45.953	<b>34.652</b>	<b>27.839</b>
7	16:42:11.543	1:48.209	+0.742	45.761	34.859	27.589
8	16:43:59.155	1:47.612	+0.145	<b>45.049</b>	35.022	<b>27.541</b>
9	16:45:46.622	<b>1:47.467</b>		45.057	34.676	27.734

Lap	Time of Day	Lap Tm	Diff	S1	S2	S3
<b>(13) Mariusz Respondek</b>						
1	16:31:18.705	1:52.727	+5.280	49.861	35.079	27.787
2	16:33:07.061	1:48.356	+0.909	45.468	34.843	28.045
3	16:34:56.468	1:49.407	+1.960	46.148	35.196	28.063
4	16:36:45.773	1:49.305	+1.858	46.309	34.840	28.156
5	16:38:34.344	1:48.571	+1.124	45.932	34.806	27.833
6	16:40:23.279	1:48.935	+1.488	46.046	<b>34.735</b>	<b>28.154</b>
7	16:42:12.022	1:48.743	+1.296	45.987	34.900	27.856
8	16:43:59.575	1:47.553	+0.106	<b>44.741</b>	34.962	<b>27.850</b>
9	16:45:47.022	<b>1:47.447</b>		44.832	34.912	<b>27.703</b>

Lap	Time of Day	Lap Tm	Diff	S1	S2	S3
<b>(88) Damian Ruszala</b>						
1	16:31:23.608	1:56.503	+6.693	49.831	36.912	29.760
2	16:33:17.739	1:54.131	+4.321	47.214	37.260	29.657
3	16:35:10.919	1:53.180	+3.370	47.323	36.903	28.954
4	16:37:03.428	1:52.509	+2.699	46.580	36.690	29.239
5	16:38:54.216	1:50.788	+0.978	45.804	36.083	28.901
6	16:40:44.662	1:50.446	+0.636	45.961	35.912	28.573
7	16:42:34.941					



## 1 Runda WMMP

8. SuperTwin / Twin / Supermono


Tor Poznań 4,083 km

Wyścig 1

30.05.2026 16:30

Race (9 Laps) started at 16:29:23

Lap	Time of Day	Lap Tm	Diff	S1	S2	S3	Lap	Time of Day	Lap Tm	Diff	S1	S2	S3
<b>(58) Vaclav Hodoval</b>													
1	16:31:24.075	1:56.521	+4.003	50.235	36.971	29.315							
2	16:33:18.089	1:54.014	+1.496	47.504	36.927	29.583							
3	16:35:11.665	1:53.576	+1.058	48.171	36.547	<b>28.858</b>							
4	16:37:04.183	<b>1:52.518</b>		46.658	<b>36.546</b>	29.314							
5	16:38:57.780	1:53.597	+1.079	<b>46.586</b>	36.671	30.340							
6	16:40:54.143	1:56.363	+3.845	47.378	38.255	30.730							
7	16:42:50.781	1:56.638	+4.120	48.964	37.570	30.104							
8	16:44:46.848	1:56.067	+3.549	48.095	37.957	30.015							
<b>(47) Batt Chloe</b>													
1	16:31:29.784	2:01.532	+4.194	52.585	38.166	30.781							
2	16:33:29.285	1:59.501	+2.163	49.868	38.424	31.209							
3	16:35:29.759	2:00.474	+3.136	50.810	38.484	31.180							
4	16:37:28.952	1:59.193	+1.855	49.882	38.176	31.135							
5	16:39:26.325	1:57.373	+0.035	49.401	<b>37.429</b>	30.543							
6	16:41:25.961	1:59.636	+2.298	50.516	38.237	30.883							
7	16:43:25.426	1:59.465	+2.127	50.457	38.454	30.554							
8	16:45:22.764	<b>1:57.338</b>		<b>49.162</b>	37.823	<b>30.353</b>							
<b>(55) Michal Kučka</b>													
1	16:31:30.395	2:03.049	+6.734	53.435	39.322	30.292							
2	16:33:29.915	1:59.520	+3.205	50.565	38.381	30.574							
3	16:35:30.184	2:00.269	+3.954	51.351	38.630	30.288							
4	16:37:29.873	1:59.689	+3.374	50.594	38.629	30.466							
5	16:39:29.601	1:59.728	+3.413	50.553	38.549	30.626							
6	16:41:28.935	1:59.334	+3.019	50.278	38.597	30.459							
7	16:43:27.562	1:58.627	+2.312	49.665	38.776	30.186							
8	16:45:23.877	<b>1:56.315</b>		<b>49.180</b>	<b>37.594</b>	<b>29.541</b>							
<b>(96) Adrian Witek</b>													
1	16:31:16.409	1:49.886	+3.110	47.744	<b>34.329</b>	<b>27.813</b>							
2	16:33:03.185	<b>1:46.776</b>		<b>44.483</b>	34.346	27.947							



## 1 Runda WMMP

8. SuperTwin / Twin / Supermono

Tor Poznań 4,083 km


Wyścig 2

31.05.2026 16:05

Race (9 Laps)

### POLE POSITION

<b>1</b>	<b>1</b> 82 Karel Pesek 1:39.794	<b>2</b> 45 Marek Cerveny 1:39.819	<b>3</b> 84 Jakub Buzala 1:40.677
<b>2</b>	<b>4</b> 92 Michał Żukierski 1:41.514	<b>5</b> 28 Mateusz Ziobrowski 1:42.471	<b>6</b> 48 Dawid Dziedzic 1:43.035
<b>3</b>	<b>7</b> 83 Ludovit Krusina 1:43.283	<b>8</b> 49 Tomasz Nowak 1:43.849	<b>9</b> 89 Łukasz Kowalski 1:46.178
<b>4</b>	<b>10</b> 96 Adrian Witek 1:46.776	<b>11</b> 13 Mariusz Respondek 1:47.447	<b>12</b> 75 Rafał Michalak 1:47.467
<b>5</b>	<b>13</b> 88 Damian Ruszala 1:49.810	<b>14</b> 29 Wiktor Kuźmicki 1:50.756	<b>15</b> 58 Vaclav Hodoval 1:52.518
<b>6</b>	<b>16</b> 55 Michał Kučka 1:56.315	<b>17</b> 47 Batt Chloe 1:57.338	<b>18</b> 37 Vojtech Sklenar
<b>7</b>	<b>19</b> 27 Paweł Sobczyk	<b>20</b> 12 Damian Orzeł	



# 1 Runda WMMP


8. SuperTwin / Twin / Supermono

Tor Poznań 4,083 km

Wyścig 2

31.05.2026 16:05

Race (9 Laps) started at 16:04:23



Pos	No.	Name	Nat	Club	ASN	Make	Class	Class2	Laps	Total Tm	Diff	Best Tm	Points
<b>Supermono</b>													
1	58	Vaclav Hodoval	CZ	ACCR	ACCR	Husqvarna	Supermono	CZ	9	16:40.682		1:49.526	0
Not classified (75% = 7 Laps)													
DNS	47	Batt Chloe	SVK	SMF	SMF	Honda 270	Supermono				DNS		0
<b>SuperTwin</b>													
1	84	Jakub Buzala	PL	A. Krakowski	PZM	Yamaha R7	SuperTwin		9	15:15.101		1:40.387	25
2	92	Michał Żukierski	PL	A. Kujawsko-Pomorski	PZM	Aprilia RS660	SuperTwin	SVK	9	15:18.647	3.546	1:41.043	20
3	28	Mateusz Ziobrowski	PL	A. Kujawsko-Pomorski	PZM	Aprilia RS	SuperTwin		9	15:32.854	17.753	1:42.379	16
4	83	Ludovit Krusina	SVK	SMF	SMF	Aprilia RS660	SuperTwin	SVK	9	15:35.210	20.109	1:42.517	13
5	48	Dawid Dziedzic	PL		PZM	Aprilia RS660	SuperTwin	SVK	9	16:03.033	47.932	1:41.578	11
Not classified (75% = 7 Laps)													
DNS	96	Adrian Witek	PL	A. Śląski	PZM	Suzuki SV650	SuperTwin				DNS		0
DNS	27	Paweł Sobczyk	PL	Tomir Racing	PZM	Aprilia RS	SuperTwin				DNS		0
DQ	82	Karel Pesek	CZ	AMFK	AMFK	Aprilia RS	SuperTwin		9	15:07.862	DQ	1:39.583	0
DQ	45	Marek Cerveny	CZ	ACCR	ACCR	Aprilia RS	SuperTwin	SVK	9	15:08.220	DQ	1:39.799	0
<b>Twin</b>													
1	49	Tomasz Nowak	PL	TMSM Sparta Wrocław	PZM	Aprilia RS660	Twin		9	15:48.762		1:43.790	25
2	29	Wiktor Kuźmicki	PL	Tomir Racing	PZM	Aprilia RS	Twin		9	16:03.031	14.269	1:44.751	20
3	89	Łukasz Kowalski	PL	A. Polski	PZM	Aprilia RS660	Twin	SVK	9	16:03.306	14.544	1:45.200	16
4	13	Mariusz Respondek	PL	Tomir Racing	PZM	Aprilia RS	Twin		9	16:04.959	16.197	1:45.574	13
5	75	Rafał Michalak	PL	A. Śląski	PZM	Aprilia RS	Twin		9	16:19.483	30.721	1:47.155	11
6	88	Damian Ruszała	PL	A. Wielkopolski	PZM	Aprilia RS	Twin		9	16:40.717	51.955	1:49.205	10
7	55	Michał Kućka	PL	A. Śląski	PZM	Yamaha R7	Twin		8	15:45.309	1 Lap	1:55.874	9

Oficjalny Pomiar Czasu PZM: T. Kędziora

Dyrektor Zawodów: P. Podemski

Sędzia Zawodów: P. Mellen

Wyniki stają się oficjalne po upływie 30 min. i podpisaniu przez SG.

Printed: 31.05.2026 16:41:43

Orbits

www.mylaps.com

Licensed to: Automobilklub Wielkopolski

## 1 Runda WMMP


8. SuperTwin / Twin / Supermono

Tor Poznań 4,083 km

Wyścig 2

31.05.2026 16:05

Race (9 Laps) started at 16:04:23



Pos	No.	Name	Nat	Club	ASN	Make	Class	Class2	Laps	Total Tm	Diff	Best Tm	Points
Not classified (75% = 7 Laps)													
DNS	37	Vojtech Sklenar	CZ	CAMS	CAMS	Aprilia RS	Twin				DNS		0
DNS	12	Damian Orzeł	PL	Tomir Racing	PZM	Aprilia RS	Twin				DNS		0

## KOREKTA

**TOR POZNAŃ**  
Sorted on Laps

8. SuperTwin / Twin / Supermono


Tor Poznań 4,083 km

Wyścig 2

31.05.2026 16:05

Race (9 Laps) started at 16:04:23

Pos	No.	Name	Nat	Club	ASN	Make	Class	Class2	Laps	Total Tm	Diff	Best Tm	Points
1	84	Jakub Buzala	PL	A. Krakowski	PZM	Yamaha R7	SuperTwin		9	15:15.101		1:40.387	25
2	92	Michał Żukierski	PL	A. Kujawsko-Pomorski	PZM	Aprilia RS660	SuperTwin	SVK	9	15:18.647	3.546	1:41.043	20
3	28	Mateusz Ziobrowski	PL	A. Kujawsko-Pomorski	PZM	Aprilia RS	SuperTwin		9	15:32.854	17.753	1:42.379	16
4	83	Ludovit Krusina	SVK	SMF	SMF	Aprilia RS660	SuperTwin	SVK	9	15:35.210	20.109	1:42.517	13
5	49	Tomasz Nowak	PL	TMSM Sparta Wrocław	PZM	Aprilia RS660	Twin		9	15:48.762	33.661	1:43.790	25
6	29	Wiktor Kuźmicki	PL	Tomir Racing	PZM	Aprilia RS	Twin		9	16:03.031	47.930	1:44.751	20
7	48	Dawid Dziedzic	PL		PZM	Aprilia RS660	SuperTwin	SVK	9	16:03.033	47.932	1:41.578	11
8	89	Łukasz Kowalski	PL	A. Polski	PZM	Aprilia RS660	Twin	SVK	9	16:03.306	48.205	1:45.200	16
9	13	Mariusz Respondek	PL	Tomir Racing	PZM	Aprilia RS	Twin		9	16:04.959	49.858	1:45.574	13
10	75	Rafał Michalak	PL	A. Śląski	PZM	Aprilia RS	Twin		9	16:19.483	1:04.382	1:47.155	11
11	58	Vaclav Hodoval	CZ	ACCR	ACCR	Husqvarna	Supermono	CZ	9	16:40.682	1:25.581	1:49.526	0
12	88	Damian Ruszała	PL	A. Wielkopolski	PZM	Aprilia RS	Twin		9	16:40.717	1:25.616	1:49.205	10
13	55	Michał Kučka	PL	A. Śląski	PZM	Yamaha R7	Twin		8	15:45.309	1 Lap	1:55.874	9
Not classified (75% = 7 Laps)													
DNS	96	Adrian Witek	PL	A. Śląski	PZM	Suzuki SV650	SuperTwin				DNS		0
DNS	47	Batt Chloe	SVK	SMF	SMF	Honda 270	Supermono				DNS		0
DNS	37	Vojtech Sklenar	CZ	CAMS	CAMS	Aprilia RS	Twin				DNS		0
DNS	27	Paweł Sobczyk	PL	Tomir Racing	PZM	Aprilia RS	SuperTwin				DNS		0
DNS	12	Damian Orzeł	PL	Tomir Racing	PZM	Aprilia RS	Twin				DNS		0
DQ	82	Karel Pesek	CZ	AMFK	AMFK	Aprilia RS	SuperTwin		9	15:07.862	DQ	1:39.583	0
DQ	45	Marek Cerveny	CZ	ACCR	ACCR	Aprilia RS	SuperTwin	SVK	9	15:08.220	DQ	1:39.799	0



## 1 Runda WMMP

8. SuperTwin / Twin / Supermono

Tor Poznań 4,083 km

Wyścig 2

31.05.2026 16:05

Race (9 Laps) started at 16:04:23

Lap	Time of Day	Lap Tm	Diff	S1	S2	S3
<b>(82) Karel Pesek</b>						
1	16:06:08.989	1:44.416	+4.833	45.979	32.386	26.051
2	16:07:49.480	1:40.491	+0.908	42.279	32.085	26.127
3	16:09:29.991	1:40.511	+0.928	42.286	32.092	26.133
4	16:11:09.943	1:39.952	+0.369	42.023	31.911	26.018
5	16:12:50.340	1:40.397	+0.814	42.143	32.021	26.233
6	16:14:31.268	1:40.928	+1.345	42.382	32.355	26.191
7	16:16:11.955	1:40.687	+1.104	42.194	32.439	26.054
8	16:17:51.934	1:39.979	+0.396	<b>41.966</b>	31.918	26.095
9	16:19:31.517	<b>1:39.583</b>		41.967	<b>31.729</b>	<b>25.887</b>

Lap	Time of Day	Lap Tm	Diff	S1	S2	S3
<b>(45) Marek Cerveny</b>						
1	16:06:09.105	1:44.164	+4.365	45.768	32.470	25.926
2	16:07:49.587	1:40.482	+0.683	42.427	32.007	26.048
3	16:09:30.155	1:40.568	+0.769	42.259	32.187	26.122
4	16:11:10.040	1:39.885	+0.086	42.030	32.020	<b>25.835</b>
5	16:12:50.466	1:40.426	+0.627	42.153	32.151	26.122
6	16:14:31.463	1:40.997	+1.198	42.395	32.426	26.176
7	16:16:12.233	1:40.770	+0.971	42.108	32.756	25.906
8	16:17:52.076	1:39.843	+0.044	41.846	32.046	25.951
9	16:19:31.875	<b>1:39.799</b>		<b>41.558</b>	<b>31.841</b>	26.400

Lap	Time of Day	Lap Tm	Diff	S1	S2	S3
<b>(84) Jakub Buzala</b>						
1	16:06:09.771	1:44.617	+4.230	45.889	32.563	26.165
2	16:07:50.158	<b>1:40.387</b>		42.099	32.145	<b>26.143</b>
3	16:09:30.877	1:40.719	+0.332	42.098	32.347	26.274
4	16:11:11.269	1:40.392	+0.005	<b>41.961</b>	<b>32.061</b>	26.370
5	16:12:52.642	1:41.373	+0.986	42.267	32.458	26.648
6	16:14:33.942	1:41.300	+0.913	42.409	32.378	26.513
7	16:16:15.403	1:41.461	+1.074	42.341	32.383	26.737
8	16:17:57.011	1:41.608	+1.221	42.352	32.556	26.700
9	16:19:38.756	1:41.745	+1.358	42.600	32.489	26.656

Lap	Time of Day	Lap Tm	Diff	S1	S2	S3
<b>(92) Michal Żukierski</b>						
1	16:06:10.325	1:44.913	+3.870	46.039	32.813	<b>26.061</b>
2	16:07:51.368	<b>1:41.043</b>		42.375	<b>32.493</b>	26.175
3	16:09:32.435	1:41.067	+0.024	<b>42.212</b>	32.518	26.337
4	16:11:13.703	1:41.268	+0.225	42.333	32.576	26.359
5	16:12:55.149	1:41.446	+0.403	42.444	32.656	26.346
6	16:14:36.590	1:41.441	+0.398	42.325	32.692	26.424
7	16:16:18.095	1:41.505	+0.462	42.396	32.626	26.483
8	16:18:00.377	1:42.282	+1.239	43.144	32.633	26.505
9	16:19:42.302	1:41.925	+0.882	42.569	32.817	26.539

Lap	Time of Day	Lap Tm	Diff	S1	S2	S3
<b>(28) Mateusz Ziobrowski</b>						
1	16:06:11.110	1:45.499	+3.120	46.203	32.744	<b>26.552</b>
2	16:07:54.156	1:43.046	+0.667	42.915	32.751	27.380
3	16:09:37.173	1:43.017	+0.638	43.000	32.996	27.021
4	16:11:20.302	1:43.129	+0.750	43.243	32.815	27.071
5	16:13:03.603	1:43.301	+0.922	43.228	33.019	27.054
6	16:14:47.047	1:43.444	+1.065	43.300	32.943	27.201
7	16:16:29.426	<b>1:42.379</b>		<b>42.896</b>	<b>32.672</b>	26.811
8	16:18:13.018	1:43.592	+1.213	43.477	33.037	27.078
9	16:19:56.509	1:43.491	+1.112	43.235	33.127	27.129

Lap	Time of Day	Lap Tm	Diff	S1	S2	S3
<b>(83) Ludovit Krusina</b>						
1	16:06:12.945	1:47.102	+4.585	46.878	33.461	26.763
2	16:07:56.571	1:43.626	+1.109	43.471	33.401	26.754
3	16:09:40.024	1:43.453	+0.936	43.340	33.221	26.892
4	16:11:23.162	1:43.138	+0.621	43.398	33.136	<b>26.604</b>
5	16:13:06.422	1:43.260	+0.743	43.203	33.219	26.838
6	16:14:49.146	1:42.724	+0.207	43.200	32.859	26.665
7	16:16:31.663	<b>1:42.517</b>		<b>43.152</b>	<b>32.726</b>	26.639
8	16:18:14.978	1:43.315	+0.798	43.224	33.194	26.897
9	16:19:58.865	1:43.887	+1.370	43.366	33.422	27.099

Lap	Time of Day	Lap Tm	Diff	S1	S2	S3
<b>(49) Tomasz Nowak</b>						
1	16:06:16.902	1:50.247	+6.457	48.550	34.890	<b>26.807</b>
2	16:08:01.536	1:44.634	+0.844	43.776	33.629	27.229
3	16:09:46.708	1:45.172	+1.382	43.841	34.247	27.084
4	16:11:32.278	1:45.570	+1.780	44.345	33.983	27.242
5	16:13:16.723	1:44.445	+0.655	43.816	33.696	26.933
6	16:15:00.931	1:44.208	+0.418	43.791	33.524	26.893
7	16:16:44.721	<b>1:43.790</b>		43.584	<b>33.341</b>	26.865
8	16:18:28.602	1:43.881	+0.091	43.519	33.396	26.966
9	16:20:12.417	1:43.815	+0.025	<b>43.402</b>	33.533	26.880

Lap	Time of Day	Lap Tm	Diff	S1	S2	S3
<b>(29) Wiktor Kuźmicki</b>						
1	16:06:18.495	1:50.784	+6.033	49.542	33.958	27.284
2	16:08:04.142	1:45.647	+0.896	44.702	33.950	<b>26.995</b>
3	16:09:50.097	1:45.955	+1.204	44.509	34.311	27.135
4	16:11:36.087	1:45.990	+1.239	44.197	34.197	27.596
5	16:13:22.234	1:46.147	+1.396	44.610	34.212	27.325
6	16:15:08.853	1:46.619	+1.868	44.875	34.442	27.302
7	16:16:55.837	1:46.984	+2.233	44.738	33.959	28.287
8	16:18:41.935	1:46.098	+1.347	45.075	33.791	27.232
9	16:20:26.686	<b>1:44.751</b>		<b>43.737</b>	<b>33.747</b>	27.267

Lap	Time of Day	Lap Tm	Diff	S1	S2	S3
<b>(48) Dawid Dziedzic</b>						
1	16:06:12.383	1:46.644	+5.066	46.545	33.512	26.587
2	16:07:56.187	1:43.804	+2.226	43.680	33.518	26.606
3	16:09:39.517	1:43.330	+1.752	43.403	33.285	26.642
4	16:11:22.879	1:43.362	+1.784	43.214	33.349	26.799
5	16:13:05.843	1:42.964	+1.386	43.234	33.165	26.565
6	16:14:48.371	1:42.528	+0.950	43.120	32.914	26.494
7	16:16:29.949	<b>1:41.578</b>		42.657	<b>32.661</b>	<b>26.260</b>
8	16:18:14.020	2:14.071	+32.493	1:13.417	33.975	26.679
9	16:20:26.688	1:42.668	+1.090	<b>42.650</b>	33.384	26.634

Lap	Time of Day	Lap Tm	Diff	S1	S2	S3
<b>(89) Lukasz Kowalski</b>						
1	16:06:18.205	1:51.514	+6.314	48.935	35.046	27.533
2	16:08:03.872	1:45.667	+0.467	<b>43.966</b>	34.355	27.346
3	16:09:49.582	1:45.710	+0.510	44.219	34.132	27.359
4	16:11:35.549	1:45.967	+0.767	44.366	34.256	27.345
5	16:13:21.602	1:46.053	+0.853	44.400	34.148	27.505
6	16:15:07.937	1:46.335	+1.135	44.564	34.356	27.415
7	16:16:55.038	1:47.101	+1.901	45.178	34.162	27.761
8	16:18:41.761	1:46.723	+1.523	44.809	34.146	27.768
9	16:20:26.961	<b>1:45.200</b>		44.224	<b>33.876</b>	<b>27.100</b>

Lap	Time of Day	Lap Tm	Diff	S1	S2	S3
<b>(13) Mariusz Respondek</b>						
1	16:06:16.666	1:49.944	+4.370	47.837	34.417	27.690
2	16:08:03.786	1:47.120	+1.546	45.255	34.223	27.642
3	16:09:50.711	1:46.925	+1.351	45.209	34.709	<b>27.007</b>
4	16:11:36.602	1:45.891	+0.317	44.424	34.076	27.391
5	16:13:22.489	1:45.887	+0.313	44.411	34.223	27.253
6	16:15:08.063	<b>1:45.574</b>		<b>44.185</b>	34.096	27.293
7	16:16:56.360	1:48.297	+2.723	44.585	34.148	29.564
8	16:18:42.538	1:46.178	+0.604	45.222	<b>33.902</b>	27.054
9	16:20:28.614	1:46.076	+0.502	44.742	34.085	27.249

Lap	Time of Day	Lap Tm	Diff	S1	S2	S3
<b>(75) Rafał Michalak</b>						
1	16:06:21.356	1:54.371	+7.216	50.978	34.973	28.420
2	16:08:09.061	1:47.705	+0.550	45.826	<b>34.028</b>	27.851
3	16:09:57.049	1:47.988	+0.833	46.050	34.120	27.818
4	16:11:44.204	<b>1:47.155</b>		<b>45.117</b>	34.166	27.872
5	16:13:32.131	1:47.927	+0.772	45.556	34.422	27.949
6	16:15:20.225	1:48.094	+0.939	45.490	34.408	28.196
7	16:17:08.317	1:48.092				

**1 Runda WMMP i PP,  
Alpe Adria Vintage, Mistrzostw Czech,  
Mistrzostw Słowacji  
Runda Freetech 50 Cup  
30-31.05.2026**

PATRONAT HONOROWY:



Ministerstwo  
Sportu i Turystyki



**1 Runda WMMP**

8. SuperTwin / Twin / Supermono

Tor Poznań 4,083 km

Wyścig 2

31.05.2026 16:05

Race (9 Laps) started at 16:04:23

Lap	Time of Day	Lap Tm	Diff	S1	S2	S3	Lap	Time of Day	Lap Tm	Diff	S1	S2	S3
<b>(58) Vaclav Hodoval</b>													
1	16:06:21.444	1:54.433	+4.907	50.102	35.502	28.829							
2	16:08:12.692	1:51.248	+1.722	46.583	35.817	28.848							
3	16:10:04.637	1:51.945	+2.419	46.736	36.073	29.136							
4	16:11:55.788	1:51.151	+1.625	46.318	36.008	28.825							
5	16:13:45.651	1:49.863	+0.337	45.910	35.334	28.619							
6	16:15:35.612	1:49.961	+0.435	46.115	35.416	28.430							
7	16:17:25.177	1:49.565	+0.039	45.906	35.314	<b>28.345</b>							
8	16:19:14.703	<b>1:49.526</b>		45.958	<b>35.169</b>	28.399							
9	16:21:04.337	1:49.634	+0.108	<b>45.824</b>	35.219	28.591							
<b>(88) Damian Ruzsala</b>													
1	16:06:24.270	1:57.571	+8.366	48.054	<b>35.491</b>	34.026							
2	16:08:14.543	1:50.273	+1.068	46.144	35.805	28.324							
3	16:10:04.262	1:49.719	+0.514	<b>45.196</b>	35.919	28.604							
4	16:11:55.430	1:51.168	+1.963	46.332	35.916	28.920							
5	16:13:44.842	1:49.412	+0.207	45.256	35.772	28.384							
6	16:15:35.235	1:50.393	+1.188	45.689	36.127	28.577							
7	16:17:24.874	1:49.639	+0.434	45.689	35.558	28.392							
8	16:19:15.167	1:50.293	+1.088	46.407	35.705	28.181							
9	16:21:04.372	<b>1:49.205</b>		45.391	35.768	<b>28.046</b>							
<b>(55) Michał Kućka</b>													
1	16:06:28.749	2:01.174	+5.300	52.667	38.405	30.102							
2	16:08:27.279	1:58.530	+2.656	49.963	38.038	30.529							
3	16:10:24.989	1:57.710	+1.836	49.336	38.034	30.340							
4	16:12:23.134	1:58.145	+2.271	49.763	37.965	30.417							
5	16:14:19.784	1:56.650	+0.776	49.191	37.628	29.831							
6	16:16:17.133	1:57.349	+1.475	48.806	38.658	29.885							
7	16:18:13.007	<b>1:55.874</b>		48.862	<b>37.220</b>	<b>29.792</b>							
8	16:20:08.964	1:55.957	+0.083	<b>48.729</b>	37.323	29.905							