

Grand Ridge Australian Round, 24-26 February 2023
Results Tissot Superpole

No.	Rider	Nat	Team	Bike	Time	Gap	Rel.	Laps	Speed	
									Avg	Max
1	62 S. MANZI	ITA	Ten Kate Racing Yamaha	Yamaha YZF R6	1'32.814			7	172,409	275,5
2	61 C. ONCU	TUR	Kawasaki Puccetti Racing	Kawasaki ZX-6R	1'33.058	0.244	0.244	7	171,957	279,8
3	55 Y. MONTELLA	ITA	Barni Spark Racing Team	Ducati Panigale V2	1'33.076	0.262	0.018	8	171,924	279,1
4	11 N. BULEGA	ITA	Aruba Racing WorldSSP Team	Ducati Panigale V2	1'33.090	0.276	0.014	7	171,898	280,5
5	29 N. SPINELLI	ITA	VFT Racing Yamaha	Yamaha YZF R6	1'33.729	0.915	0.639	7	170,726	268,0
6	23 M. SCHROETTER	GER	MV Agusta Reparto Corse	MV Agusta F3 800 RR	1'33.866	1.052	0.137	11	170,477	275,5
7	28 G. VAN STRAALEN	NED	EAB Racing Team	Yamaha YZF R6	1'33.904	1.090	0.038	8	170,408	280,5
8	99 A. HUERTAS	ESP	MTM Kawasaki	Kawasaki ZX-6R	1'33.952	1.138	0.048	6	170,321	276,2
9	64 F. CARICASULO	ITA	Althea Racing Team	Ducati Panigale V2	1'34.069	1.255	0.117	11	170,109	286,5
10	3 R. DE ROSA	ITA	Orelac Racing Verdunatura	Ducati Panigale V2	1'34.102	1.288	0.033	11	170,050	279,8
11	94 V. DEBISE	FRA	GMT94 Yamaha	Yamaha YZF R6	1'34.156	1.342	0.054	8	169,952	277,6
12	66 N. TUULI	FIN	Dynavolt Triumph	Triumph Street Triple RS 765	1'34.191	1.377	0.035	11	169,889	270,0
13	32 O. BAYLISS	AUS	D34G Racing	Ducati Panigale V2	1'34.659	1.845	0.468	10	169,049	269,3
14	19 A. MANTOVANI	ITA	Evan Bros. WorldSSP Yamaha Team	Yamaha YZF R6	1'34.733	1.919	0.074	6	168,917	274,8
15	9 J. NAVARRO	ESP	Ten Kate Racing Yamaha	Yamaha YZF R6	1'35.048	2.234	0.315	10	168,357	270,0
16	24 A. WONGTHANANON	THA	Yamaha Thailand Racing Team	Yamaha YZF R6	1'35.249	2.435	0.201	12	168,002	279,1
17	54 B. SOFUOGLU	TUR	MV Agusta Reparto Corse	MV Agusta F3 800 RR	1'35.571	2.757	0.322	12	167,436	276,9
18	51 A. SARMOON	THA	Yamaha Thailand Racing Team	Yamaha YZF R6	1'36.837	4.023	1.266	12	165,247	272,7
19	95 T. MACKENZIE	GBR	PETRONAS MIE MS Racing HONDA Team	Honda CBR600RR	1'36.935	4.121	0.098	9	165,080	262,1
20	17 J. MCPHEE	GBR	Vince64 by Puccetti Racing	Kawasaki ZX-6R	1'37.114	4.300	0.179	10	164,775	281,3
Not Qualified										
NQ	7 A. NORRODIN	MAS	PETRONAS MIE MS Racing HONDA Team	Honda CBR600RR	1'38.157	5.343	1.043	7	163,025	268,0
NQ	4 H. TRUELOVE	GBR	Dynavolt Triumph	Triumph Street Triple RS 765	1'38.183	5.369	0.026	12	162,981	270,7

Qualifying Lap Time (105% of 1'32.814): 1'37.455

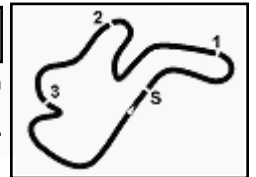
AIR	Humidity:	55%	Temp:	24°C
TRACK	Condition:	Dry	Temp:	25°C

Records	Pole	(SP)	2020	A.Locatelli	1'32.176	173,600	Km/h
	Race	(RC)	2018	S.Cortese	1'33.072	171,930	Km/h
	All Times	(SP)	2020	A.Locatelli	1'32.176	173,600	Km/h

Start 25/02/2023 12:25 End 12:47 The results are provisional until the end of the time limit for protests and appeals and the completion of the technical checks.

These data/results cannot be reproduced, stored and/or transmitted in whole or in part by any manner of electronic, mechanical, photocopying, recording, broadcasting or otherwise now known or herein after developed without the previous express consent by the copyright owner, except for reproduction in daily press and regular printed publications on sale to the public within 60 days of the event related to those data/results and always provided that copyright symbol appears together as follows below.

© DORNA WSBK ORGANIZATION Srl 2023



Grand Ridge Australian Round, 24-26 February 2023
Results Tissot Superpole

Session Highlights

Local Time	No. Rider	Description
12.22.29		DROPS of RAIN in Sector 1
12.22.35		WHITE FLAG
12.25.00		Start
12.25.45	7 A. NORRODIN	Check Transponder
12.27.40		DROPS of RAIN in Sector 1
12.27.46		DROPS of RAIN in Sector 1 & 4
12.27.52		DROPS of RAIN in All Sectors
12.28.23	9 J. NAVARRO	RACELINK GPS NOT WORKING
12.30.28	64 F. CARICASULO	On Asphalt - Re-Joined - Turn 10
12.31.28	7 A. NORRODIN	BLACK FLAG - Transponder NOT Working
12.40.56	7 A. NORRODIN	Allowed to continue the practice
12.47.07		End Of Session

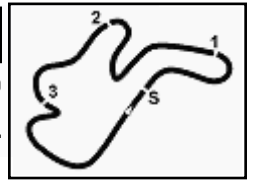
Fastest Laps Sequence

No.	Rider	Nat	Team	Bike	Local Time	Time	Gap	Avg
62	S. MANZI	ITA	Ten Kate Racing Yamaha	Yamaha YZF R6	12:28'30.513	1'38.057		163,191
28	G. VAN STRAALEN	NED	EAB Racing Team	Yamaha YZF R6	12:28'51.909	1'37.696	-0.361	163,794
66	N. TUULI	FIN	Dynavolt Triumph	Triumph Street Triple RS 765	12:40'47.557	1'35.908	-1.788	166,847
66	N. TUULI	FIN	Dynavolt Triumph	Triumph Street Triple RS 765	12:42'22.272	1'34.715	-1.193	168,949
3	R. DE ROSA	ITA	Orelac Racing Verdnatura	Ducati Panigale V2	12:42'35.256	1'34.383	-0.332	169,543
62	S. MANZI	ITA	Ten Kate Racing Yamaha	Yamaha YZF R6	12:42'45.925	1'34.111	-0.272	170,033
11	N. BULEGA	ITA	Aruba Racing WorldSSP Team	Ducati Panigale V2	12:42'53.618	1'33.727	-0.384	170,730
55	Y. MONTELLA	ITA	Barni Spark Racing Team	Ducati Panigale V2	12:43'58.282	1'33.588	-0.139	170,983
62	S. MANZI	ITA	Ten Kate Racing Yamaha	Yamaha YZF R6	12:44'19.021	1'33.096	-0.492	171,887
11	N. BULEGA	ITA	Aruba Racing WorldSSP Team	Ducati Panigale V2	12:44'26.708	1'33.090	-0.006	171,898
61	C. ONCU	TUR	Kawasaki Puccetti Racing	Kawasaki ZX-6R	12:44'40.578	1'33.068	-0.022	171,939
62	S. MANZI	ITA	Ten Kate Racing Yamaha	Yamaha YZF R6	12:45'51.835	1'32.814	-0.254	172,409

Start 12:25 End 12:47 The results are provisional until the end of the time limit for protests and appeals and the completion of the technical checks.

These data/results cannot be reproduced, stored and/or transmitted in whole or in part by any manner of electronic, mechanical, photocopying, recording, broadcasting or otherwise now known or herein after developed without the previous express consent by the copyright owner, except for reproduction in daily press and regular printed publications on sale to the public within 60 days of the event related to those data/results and always provided that copyright symbol appears together as follows below.

© DORNA WSBK ORGANIZATION Srl 2023



Grand Ridge Australian Round, 24-26 February 2023
Results Race 1 - Red Flag

Laps 3 = 16,685 Km - Time of Race 6'49.005 - Avg. 146,859 km/h

Pos	Grid	No. Rider	Nat	Team	Bike	LL	Int.	Gap	Rel.	Fastest Lap	Speed	Qualifying	Speed
1	2	61 C. ONCU	TUR	Kawasaki Puccetti Racing	Kawasaki ZX-6R	3	I3.1			1'44.271	267,3	1'33.058	279,8
2	7	28 G. VAN STRAALEN	NED	EAB Racing Team	Yamaha YZF R6	3	I3.1	0.353	0.353	1'46.328	268,7	1'33.904	280,5
3	20	17 J. MCPHEE	GBR	Vince64 by Puccetti Racing	Kawasaki ZX-6R	3	I3.1	0.883	0.530	1'46.434	268,7	1'37.114	281,3
4	14	19 A. MANTOVANI	ITA	Evan Bros. WorldSSP Yamaha Team	Yamaha YZF R6	3	I3.1	2.760	1.877	1'46.528	267,3	1'34.733	274,8
5	1	62 S. MANZI	ITA	Ten Kate Racing Yamaha	Yamaha YZF R6	3	I3.1	2.920	0.160	1'45.982	269,3	1'32.814	275,5
6	10	3 R. DE ROSA	ITA	Orelac Racing Verdnatura	Ducati Panigale V2	3	I3.1	3.173	0.253	1'45.774	260,9	1'34.102	279,8
7	9	64 F. CARICASULO	ITA	Althea Racing Team	Ducati Panigale V2	3	I3.1	3.375	0.202	1'45.907	274,1	1'34.069	286,5
8	5	29 N. SPINELLI	ITA	VFT Racing Yamaha	Yamaha YZF R6	3	I3.1	3.642	0.267	1'45.943	268,0	1'33.729	268,0
9	16	24 A. WONGTHANANON	THA	Yamaha Thailand Racing Team	Yamaha YZF R6	3	I3.1	3.879	0.237	1'46.593	269,3	1'35.249	279,1
10	13	32 O. BAYLISS	AUS	D34G Racing	Ducati Panigale V2	3	I3.1	4.394	0.515	1'46.954	270,7	1'34.659	269,3
11	18	51 A. SARMOON	THA	Yamaha Thailand Racing Team	Yamaha YZF R6	3	I3.1	4.402	0.008	1'45.601	274,1	1'36.837	272,7
12	6	23 M. SCHROETTER	GER	MV Agusta Reparto Corse	MV Agusta F3 800 RR	3	I3.1	4.864	0.462	1'46.115	276,2	1'33.866	275,5
13	17	54 B. SOFUOGLU	TUR	MV Agusta Reparto Corse	MV Agusta F3 800 RR	3	I3.1	5.002	0.138	1'45.878	268,0	1'35.571	276,9
14	12	66 N. TUULI	FIN	Dynavolt Triumph	Triumph Street Triple RS 765	3	I3.1	5.099	0.097	1'47.323	271,4	1'34.191	270,0
15	21	7 A. NORRODIN	MAS	PETRONAS MIE M5 Racing HONDA Team	Honda CBR600RR	3	I3.1	5.491	0.392	1'46.911	264,7	1'38.157	268,0
16	4	11 N. BULEGA	ITA	Aruba Racing WorldSSP Team	Ducati Panigale V2	3	I3.1	5.694	0.203	1'46.513	277,6	1'33.090	280,5
17	11	94 V. DEBISE	FRA	GMT94 Yamaha	Yamaha YZF R6	3	I3.1	7.108	1.414	1'46.580	276,9	1'34.156	277,6
18	19	95 T. MACKENZIE	GBR	PETRONAS MIE M5 Racing HONDA Team	Honda CBR600RR	3	I3.1	7.149	0.041	1'47.546	257,1	1'36.935	262,1
19	22	4 H. TRUELOVE	GBR	Dynavolt Triumph	Triumph Street Triple RS 765	3	I3.1	11.098	3.949	1'48.977	263,4	1'38.183	270,7
20	15	9 J. NAVARRO	ESP	Ten Kate Racing Yamaha	Yamaha YZF R6	3	I3.1	14.704	3.606	1'48.840	266,0	1'35.048	270,0
-----Not Classified-----													
NC	8	99 A. HUERTAS	ESP	MTM Kawasaki	Kawasaki ZX-6R	3				1'46.227	274,8	1'33.952	276,2
NC	3	55 Y. MONTELLA	ITA	Barni Spark Racing Team	Ducati Panigale V2	3				1'45.900	271,4	1'33.076	279,1

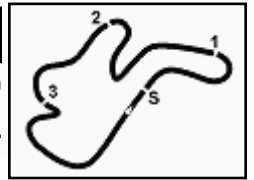
AIR	Humidity:	76%	Temp:	22°C
TRACK	Condition:	Dry	Temp:	27°C

Records	Pole [SP]	2020	A.Locatelli	1'32.176	173,603 Km/h
	Race [RC]	2018	S.Cortese	1'33.072	171,931 Km/h
	All Times [SP]	2020	A.Locatelli	1'32.176	173,603 Km/h
	Race Fastest Lap	Lap 3	C.Oncu	1'44.271	153,465 Km/h

Start 14:30 End 14:39 The results are provisional until the end of the time limit for protests and appeals and the completion of the technical checks.

These data/results cannot be reproduced, stored and/or transmitted in whole or in part by any manner of electronic, mechanical, photocopying, recording, broadcasting or otherwise now known or herein after developed without the previous express consent by the copyright owner, except for reproduction in daily press and regular printed publications on sale to the public within 60 days of the event related to those data/results and always provided that copyright symbol appears together as follows below.

© DORNA WSBK ORGANIZATION Srl 2023



Grand Ridge Australian Round, 24-26 February 2023
Results Race 1 - Red Flag

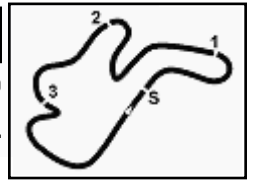
Race Highlights

Time	No. Rider	Description
14.27.57		Warm-up Lap Start
14.29.35		WHITE FLAG
14.30.41		Start
14.34.29		No Jump Start
14.37.04	99 A. HUERTAS	Crashed - Turn 7
14.37.05	55 Y. MONTELLA	Crashed - Turn 7
14.37.33		RED FLAG
14.39.56		End Of Session

25/02/2023 Start End The results are provisional until the end of the time limit for protests and appeals and the completion of the technical checks.

These data/results cannot be reproduced, stored and/or transmitted in whole or in part by any manner of electronic, mechanical, photocopying, recording, broadcasting or otherwise now known or herein after developed without the previous express consent by the copyright owner, except for reproduction in daily press and regular printed publications on sale to the public within 60 days of the event related to those data/results and always provided that copyright symbol appears together as follows below.

© DORNA WSBK ORGANIZATION Srl 2023



Grand Ridge Australian Round, 24-26 February 2023
Results Race 1

Laps 10 = 44,450 Km - Time of Race 18'16.149 - Avg. 145,984 km/h

Pos	Grid	No. Rider	Nat	Team	Bike	LL	Gap	Rel.	Fastest Lap	Speed	Qualifying	Speed
1	16	11 N. BULEGA	ITA	Aruba Racing WorldSSP Team	Ducati Panigale V2	10			1'46.897	266,7	1'33.090	280,5
2	8	29 N. SPINELLI	ITA	VFT Racing Yamaha	Yamaha YZF R6	10	0.942	0.942	1'47.184	272,7	1'33.729	268,0
3	3	17 J. MCPHEE	GBR	Vince64 by Puccetti Racing	Kawasaki ZX-6R	10	2.965	2.023	1'47.962	266,0	1'37.114	281,3
4	14	66 N. TUULI	FIN	Dynavolt Triumph	Triumph Street Triple RS 765	10	11.624	8.659	1'49.059	264,7	1'34.191	270,0
5	18	95 T. MACKENZIE	GBR	PETRONAS MIE MS Racing HONDA Team	Honda CBR600RR	10	15.838	4.214	1'48.587	259,6	1'36.935	262,1
6	5	62 S. MANZI	ITA	Ten Kate Racing Yamaha	Yamaha YZF R6	10	19.700	3.862	1'47.065	269,3	1'32.814	275,5
7	12	23 M. SCHROETTER	GER	MV Agusta Reparto Corse	MV Agusta F3 800 RR	10	20.756	1.056	1'49.937	266,0	1'33.866	275,5
8	11	51 A. SARMOON	THA	Yamaha Thailand Racing Team	Yamaha YZF R6	10	22.331	1.575	1'48.993	266,0	1'36.837	272,7
9	20	9 J. NAVARRO	ESP	Ten Kate Racing Yamaha	Yamaha YZF R6	10	22.771	0.440	1'50.217	264,7	1'35.048	270,0
10	7	64 F. CARICASULO	ITA	Althea Racing Team	Ducati Panigale V2	10	39.760	16.989	1'48.290	274,8	1'34.069	286,5
11	19	4 H. TRUELOVE	GBR	Dynavolt Triumph	Triumph Street Triple RS 765	10	46.209	6.449	1'50.634	262,8	1'38.183	270,7
12	15	7 A. NORRODIN	MAS	PETRONAS MIE MS Racing HONDA Team	Honda CBR600RR	10	54.872	8.663	1'48.858	261,5	1'38.157	268,0
13	17	94 V. DEBISE	FRA	GMT94 Yamaha	Yamaha YZF R6	9	1 Lap	1 Lap	1'55.845	266,7	1'34.156	277,6
14	2	28 G. VAN STRAALEN	NED	EAB Racing Team	Yamaha YZF R6	9	1 Lap	2.132	1'55.832	264,7	1'33.904	280,5
15	9	24 A. WONGTHANANON	THA	Yamaha Thailand Racing Team	Yamaha YZF R6	9	1 Lap	0.460	1'55.544	261,5	1'35.249	279,1
16	10	32 O. BAYLISS	AUS	D34G Racing	Ducati Panigale V2	9	1 Lap	0.234	1'55.477	259,0	1'34.659	269,3
17	6	3 R. DE ROSA	ITA	Orelac Racing Verdnatura	Ducati Panigale V2	9	1 Lap	31.791	1'54.844	257,8	1'34.102	279,8
Not Classified												
RET	4	19 A. MANTOVANI	ITA	Evan Bros. WorldSSP Yamaha Team	Yamaha YZF R6	7	3 Laps		1'48.447	269,3	1'34.733	274,8
RET		99 A. HUERTAS	ESP	MTM Kawasaki	Kawasaki ZX-6R	0					1'33.952	276,2
RET	13	54 B. SOFUOGLU	TUR	MV Agusta Reparto Corse	MV Agusta F3 800 RR	0					1'35.571	276,9
RET		55 Y. MONTELLA	ITA	Barni Spark Racing Team	Ducati Panigale V2	0					1'33.076	279,1
RET	1	61 C. ONCU	TUR	Kawasaki Puccetti Racing	Kawasaki ZX-6R	0					1'33.058	279,8

AIR	Humidity:	82%	Temp:	20°C
TRACK	Condition:	Dry	Temp:	25°C

Records	Pole (SP)	2020	A.Locatelli	1'32.176	173,603 Km/h
	Race (RC)	2018	S.Cortese	1'33.072	171,931 Km/h
	All Times (SP)	2020	A.Locatelli	1'32.176	173,603 Km/h
Race Fastest Lap		Lap 3	N.Bulega	1'46.897	149,696 Km/h

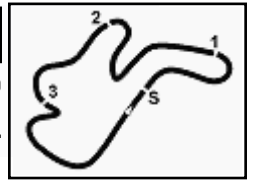
LAP LEADERS				
No. Rider	From	To	Laps	Total
11 N. BULEGA	1	10	10	10

TOTAL LEADER LAPS	
No. Rider	Laps
11 N. BULEGA	10

Start 15:19 End 15:38 The results are provisional until the end of the time limit for protests and appeals and the completion of the technical checks.

25/02/2023
These data/results cannot be reproduced, stored and/or transmitted in whole or in part by any manner of electronic, mechanical, photocopying, recording, broadcasting or otherwise now known or herein after developed without the previous express consent by the copyright owner, except for reproduction in daily press and regular printed publications on sale to the public within 60 days of the event related to those data/results and always provided that copyright symbol appears together as follows below.

© DORNA WSBK ORGANIZATION Srl 2023



Grand Ridge Australian Round, 24-26 February 2023
Results Race 1

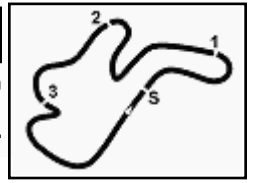
Race Highlights

Time	No. Rider	Description
14.46.20	99 A. HUERTAS	Medical Centre
14.47.51		START DELAYED
14.48.59	55 Y. MONTELLA	Medical Centre
14.53.00		Pit Lane Opened for 1 Minute
14.56.01		Warm-up Lap Start
14.56.49		WHITE FLAG
14.56.57		DROPS of RAIN in Sector 4
14.58.38		START DELAYED RAIN
15.10.02		RACE DISTANCE WILL BE 10 LAPS
15.15.49		Warm-up Lap Start
15.16.48	61 C. ONCU	Crashed - Turn 4
15.16.56	54 B. SOFUOGLU	Crashed - Turn 4
15.17.06	54 B. SOFUOGLU	Re-joined
15.19.09		Start
15.19.17	61 C. ONCU	Retired
15.21.36		No Jump Start
15.21.42	54 B. SOFUOGLU	Retired
15.29.28		WHITE FLAG
15.29.49		DROPS of RAIN in Sector 4
15.30.10		2/3 of Race Distance Completed
15.30.20		WorldSBK RC1 Pit Lane opens at 15.55 - Standard Procedure
15.31.21	7 A. NORRODIN	Crashed - Re-Joined - Turn 4
15.33.25	19 A. MANTOVANI	Crashed - Turn 8
15.34.31	19 A. MANTOVANI	Out
15.38.41		End Of Session

25/02/2023 Start End The results are provisional until the end of the time limit for protests and appeals and the completion of the technical checks.

These data/results cannot be reproduced, stored and/or transmitted in whole or in part by any manner of electronic, mechanical, photocopying, recording, broadcasting or otherwise now known or herein after developed without the previous express consent by the copyright owner, except for reproduction in daily press and regular printed publications on sale to the public within 60 days of the event related to those data/results and always provided that copyright symbol appears together as follows below.

© DORNA WSBK ORGANIZATION Srl 2023



Grand Ridge Australian Round, 24-26 February 2023
Results Race 2

Laps 13 = 58,535 Km - Time of Race 20'43.231 - Avg. 169,499 km/h

Pos	Grid	No. Rider	Nat	Team	Bike	LL	Int.	Gap	Rel.	Fastest Lap	Speed	Qualifying	Speed
1	3	11 N. BULEGA	ITA	Aruba Racing WorldSSP Team	Ducati Panigale V2	13	FL.1			1'33.880	277,6	1'33.090	280,5
2	1	62 S. MANZI	ITA	Ten Kate Racing Yamaha	Yamaha YZF R6	13	FL.1	0.382	0.382	1'33.853	277,6	1'32.814	275,5
3	2	61 C. ONCU	TUR	Kawasaki Puccetti Racing	Kawasaki ZX-6R	13	SPD	1 Sector	1 Sector	1'33.996	279,1	1'33.058	279,8
4	5	23 M. SCHROETTER	GER	MV Agusta Reparto Corse	MV Agusta F3 800 RR	13	FL	2 Sectors	1 Sector	1'34.612	277,6	1'33.866	275,5
5	6	28 G. VAN STRAALEN	NED	EAB Racing Team	Yamaha YZF R6	13	FL	2 Sectors	1.433	1'34.412	276,9	1'33.904	280,5
6	13	9 J. NAVARRO	ESP	Ten Kate Racing Yamaha	Yamaha YZF R6	13	FL	2 Sectors	1.854	1'34.759	277,6	1'35.048	270,0
7	8	3 R. DE ROSA	ITA	Orelac Racing Verdatura	Ducati Panigale V2	13	FL	2 Sectors	0.076	1'34.901	279,1	1'34.102	279,8
8	9	94 V. DEBISE	FRA	GMT94 Yamaha	Yamaha YZF R6	13	FL	2 Sectors	1.974	1'34.832	277,6	1'34.156	277,6
9	10	66 N. TUULI	FIN	Dynavolt Triumph	Triumph Street Triple R5 765	13	FL	2 Sectors	0.101	1'34.989	280,5	1'34.191	270,0
10	11	32 O. BAYLISS	AUS	D34G Racing	Ducati Panigale V2	13	FL	2 Sectors	0.552	1'34.830	277,6	1'34.659	269,3
11	15	54 B. SOFUOGLU	TUR	MV Agusta Reparto Corse	MV Agusta F3 800 RR	12	I3.1	1 Lap	1 Lap	1'35.344	277,6	1'35.571	276,9
12	18	17 J. MCPHEE	GBR	Vince64 by Puccetti Racing	Kawasaki ZX-6R	12	I3.1	1 Lap	0.168	1'35.423	279,8	1'37.114	281,3
13	14	24 A. WONGTHANANON	THA	Yamaha Thailand Racing Team	Yamaha YZF R6	12	I3.1	1 Lap	0.248	1'35.645	275,5	1'35.249	279,1
14	16	51 A. SARMOON	THA	Yamaha Thailand Racing Team	Yamaha YZF R6	12	I3	1 Lap	1 Sector	1'36.425	273,4	1'36.837	272,7
15	19	7 A. NORRODIN	MAS	PETRONAS MIE MS Racing HONDA Team	Honda CBR600RR	12	I3	1 Lap	0.475	1'36.068	268,7	1'38.157	268,0
16	17	95 T. MACKENZIE	GBR	PETRONAS MIE MS Racing HONDA Team	Honda CBR600RR	12	I2	1 Lap	1 Sector	1'36.940	259,6	1'36.935	262,1
-----Not Classified-----													
NC	4	29 N. SPINELLI	ITA	VFT Racing Yamaha	Yamaha YZF R6		7			1'34.410	274,8	1'33.729	268,0
RET	7	64 F. CARICASULO	ITA	Althea Racing Team	Ducati Panigale V2		11			1'34.501	282,0	1'34.069	286,5
RET	12	19 A. MANTOVANI	ITA	Evan Bros. WorldSSP Yamaha Team	Yamaha YZF R6		5			1'35.287	276,2	1'34.733	274,8
RET	20	4 H. TRUELOVE	GBR	Dynavolt Triumph	Triumph Street Triple R5 765		0				219,5	1'38.183	270,7

AIR	Humidity:	72%	Temp:	20°C
TRACK	Condition:	Dry	Temp:	37°C

Records	Pole [SP]	2020	A.Locatelli	1'32.176	173,603 Km/h
	Race [RC]	2018	S.Cortese	1'33.072	171,931 Km/h
	All Times [SP]	2020	A.Locatelli	1'32.176	173,603 Km/h
Race Fastest Lap	Lap 3		S.Manzi	1'33.853	170,501 Km/h

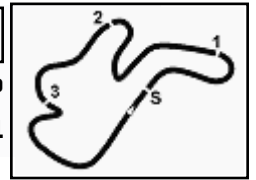
LAP LEADERS				
No. Rider	From	To	Laps	Total
11 N. BULEGA	1	9	9	
62 S. MANZI	10	12	3	3
11 N. BULEGA	13	13	1	10

TOTAL LEADER LAPS		
No. Rider	Laps	
11 N. BULEGA	20	
62 S. MANZI	3	

Start 26/02/2023 14:30 End 14:55 The results are provisional until the end of the time limit for protests and appeals and the completion of the technical checks.

These data/results cannot be reproduced, stored and/or transmitted in whole or in part by any manner of electronic, mechanical, photocopying, recording, broadcasting or otherwise now known or herein after developed without the previous express consent by the copyright owner, except for reproduction in daily press and regular printed publications on sale to the public within 60 days of the event related to those data/results and always provided that copyright symbol appears together as follows below.

© DORNA WSBK ORGANIZATION Srl 2023



Grand Ridge Australian Round, 24-26 February 2023
Results Race 2

Race Highlights

Time	No. Rider	Description
14.15.00		Sighting Lap Started
14.27.52		Warm-up Lap Started
14.30.16		Start
14.30.55	4 H. TRUELOVE	Crashed - Turn 2
14.31.56		Incident in Turn 2 under investigation
14.32.08		No Jump Starts
14.32.15	4 H. TRUELOVE	Not Actively Competing
14.35.18		Incident in Turn 2 - No further action
14.36.31	29 N. SPINELLI	On Asphalt - Re-Joined - Turn 10
14.38.40	19 A. MANTOVANI	Crashed - Turn 1
14.39.12	19 A. MANTOVANI	Not Actively Competing
14.41.48	19 A. MANTOVANI	Medical Centre
14.43.17	29 N. SPINELLI	Entered Pits
14.48.36	64 F. CARICASULO	Technical Problem - Turn 3
14.49.12		2/3 of Race Distance Completed
14.50.08	64 F. CARICASULO	Not Actively Competing
14.50.55		RED FLAG
14.55.27		End Of Session

26/02/2023 Start End The results are provisional until the end of the time limit for protests and appeals and the completion of the technical checks.

These data/results cannot be reproduced, stored and/or transmitted in whole or in part by any manner of electronic, mechanical, photocopying, recording, broadcasting or otherwise now known or herein after developed without the previous express consent by the copyright owner, except for reproduction in daily press and regular printed publications on sale to the public within 60 days of the event related to those data/results and always provided that copyright symbol appears together as follows below.

© DORNA WSBK ORGANIZATION Srl 2023