

Grand Ridge Australian Round, 24-26 February 2023

Results Tissot Superpole

No.	Rider	Nat	Team	Bike	Class	Time	Gap	Rel.	Laps	Speed	
										Avg	Max
1	54 T. RAZGATLIOGLU	TUR	Pata Yamaha Prometeon WorldSBK	Yamaha YZF R1		1'29.400			8	178,993	315,8
2	1 A. BAUTISTA	ESP	Aruba.it Racing - Ducati	Ducati Panigale V4R		1'29.584	0.184	0.184	9	178,626	322,4
3	77 D. AEGERTER	SUI	GYTR GRT Yamaha WorldSBK Team	Yamaha YZF R1	IND	1'29.635	0.235	0.051	8	178,524	312,1
4	65 J. REA	GBR	Kawasaki Racing Team WorldSBK	Kawasaki ZX-10RR		1'29.715	0.315	0.080	8	178,365	314,9
5	5 P. OETTL	GER	Team GoEleven	Ducati Panigale V4R	IND	1'29.774	0.374	0.059	8	178,248	311,2
6	21 M. RINALDI	ITA	Aruba.it Racing - Ducati	Ducati Panigale V4R		1'29.775	0.375	0.001	7	178,246	314,9
7	87 R. GARDNER	AUS	GYTR GRT Yamaha WorldSBK Team	Yamaha YZF R1	IND	1'29.841	0.441	0.066	8	178,115	313,0
8	22 A. LOWES	GBR	Kawasaki Racing Team WorldSBK	Kawasaki ZX-10RR		1'29.864	0.464	0.023	7	178,069	314,9
9	55 A. LOCATELLI	ITA	Pata Yamaha Prometeon WorldSBK	Yamaha YZF R1		1'29.956	0.556	0.092	8	177,887	314,0
10	9 D. PETRUCCI	ITA	Barni Spark Racing Team	Ducati Panigale V4R	IND	1'30.075	0.675	0.119	8	177,652	323,4
11	7 I. LECUONA	ESP	Team HRC	Honda CBR1000 RR-R		1'30.257	0.857	0.182	8	177,294	314,0
12	60 M. VAN DER MARK	NED	ROKIT BMW Motorrad WorldSBK Team	BMW M1000 RR		1'30.276	0.876	0.019	8	177,256	320,5
13	45 S. REDDING	GBR	ROKIT BMW Motorrad WorldSBK Team	BMW M1000 RR		1'30.388	0.988	0.112	8	177,037	321,4
14	47 A. BASSANI	ITA	Motocorsa Racing	Ducati Panigale V4R	IND	1'30.409	1.009	0.021	8	176,996	314,9
15	34 L. BALDASSARRI	ITA	GMT94 Yamaha	Yamaha YZF R1	IND	1'30.470	1.070	0.061	8	176,876	309,5
16	31 G. GERLOFF	USA	Bonovo Action BMW	BMW M1000 RR	IND	1'30.473	1.073	0.003	8	176,870	321,4
17	97 X. VIERGE	ESP	Team HRC	Honda CBR1000 RR-R		1'30.587	1.187	0.114	8	176,648	322,4
18	76 L. BAZ	FRA	Bonovo Action BMW	BMW M1000 RR	IND	1'30.604	1.204	0.017	7	176,615	313,0
19	66 T. SYKES	GBR	Kawasaki Puccetti Racing	Kawasaki ZX-10RR	IND	1'30.914	1.514	0.310	7	176,012	305,1
20	51 E. GRANADO	BRA	PETRONAS MIE Racing HONDA Team	Honda CBR1000 RR-R	IND	1'31.779	2.379	0.865	8	174,354	306,8
21	35 H. SYHRIN	MAS	PETRONAS MIE Racing HONDA Team	Honda CBR1000 RR-R	IND	1'32.098	2.698	0.319	8	173,750	317,6
22	52 O. KONIG	CZE	Orelac Racing MOVISIO	Kawasaki ZX-10RR	IND	1'32.282	2.882	0.184	8	173,403	305,1

Qualifying Lap Time (105% of 1'29.400): 1'33.870

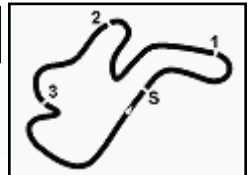
AIR	Humidity:	66%	Temp:	23°C
TRACK	Condition:	Dry	Temp:	27°C

Records	Pole	(SP)	2020 T.Sykes	1'29.230	179,330	Km/h
	Race	(SPRC)	2019 J.Rea	1'30.075	177,650	Km/h
	All Times	(SP)	2020 T.Sykes	1'29.230	179,330	Km/h

Start 25/02/2023 13:10 End 13:27 The results are provisional until the end of the time limit for protests and appeals and the completion of the technical checks.

These data/results cannot be reproduced, stored and/or transmitted in whole or in part by any manner of electronic, mechanical, photocopying, recording, broadcasting or otherwise now known or herein after developed without the previous express consent by the copyright owner, except for reproduction in daily press and regular printed publications on sale to the public within 60 days of the event related to those data/results and always provided that copyright symbol appears together as follows below.

© DORNA WSBK ORGANIZATION Srl 2023



Grand Ridge Australian Round, 24-26 February 2023

Results Tissot Superpole

Session Highlights

Local Time	No. Rider	Description
13.02.01		WorldSSP Works on bikes are allowed
13.10.00		Start
13.14.57	22 A. LOWES	On Asphalt - Re-Joined - Turn 4
13.23.23	51 E. GRANADO	On Asphalt - Re-Joined - Turn 4
13.23.34	97 X. VIERGE	On Asphalt - Re-Joined - Turn 4
13.24.06	5 P. OETTL	On Asphalt - Re-Joined - Turn 4
13.27.14		End Of Session
13.32.07	7 I. LECUONA	Lap Cancelled [1.30.907] - Exceeded Track Limits T12

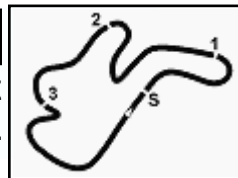
Fastest Laps Sequence

No.	Rider	Nat	Team	Bike	Local Time	Time	Gap	Avg
76	L. BAZ	FRA	Bonovo Action BMW	BMW M1000 RR	13:13'17.020	1'31.041		175,767
47	A. BASSANI	ITA	Motocorsa Racing	Ducati Panigale V4R	13:13'17.997	1'30.736	-0.305	176,358
9	D. PETRUCCI	ITA	Barni Spark Racing Team	Ducati Panigale V4R	13:13'18.371	1'30.571	-0.165	176,679
87	R. GARDNER	AUS	GYTR GRT Yamaha WorldSBK Team	Yamaha YZF R1	13:13'28.436	1'30.521	-0.050	176,777
77	D. AEGERTER	SUI	GYTR GRT Yamaha WorldSBK Team	Yamaha YZF R1	13:13'33.263	1'30.439	-0.082	176,937
5	P. OETTL	GER	Team GoEleven	Ducati Panigale V4R	13:13'47.796	1'30.315	-0.124	177,180
21	M. RINALDI	ITA	Aruba.it Racing - Ducati	Ducati Panigale V4R	13:13'55.373	1'30.019	-0.296	177,762
65	J. REA	GBR	Kawasaki Racing Team WorldSBK	Kawasaki ZX-10RR	13:15'37.582	1'29.715	-0.304	178,365
77	D. AEGERTER	SUI	GYTR GRT Yamaha WorldSBK Team	Yamaha YZF R1	13:22'31.789	1'29.635	-0.080	178,524
54	T. RAZGATLIOGLU	TUR	Pata Yamaha Prometeon WorldSBK	Yamaha YZF R1	13:23'06.312	1'29.400	-0.235	178,993

Start 13:10 End 13:27 The results are provisional until the end of the time limit for protests and appeals and the completion of the technical checks.

These data/results cannot be reproduced, stored and/or transmitted in whole or in part by any manner of electronic, mechanical, photocopying, recording, broadcasting or otherwise now known or herein after developed without the previous express consent by the copyright owner, except for reproduction in daily press and regular printed publications on sale to the public within 60 days of the event related to those data/results and always provided that copyright symbol appears together as follows below.

© DORNA WSBK ORGANIZATION Srl 2023



Phillip Island 4.445 m

Grand Ridge Australian Round, 24-26 February 2023

Results Race 1

Laps 22 = 97,790 Km - Time of Race 37'48.672 - Avg. 155,176 km/h

1 / 2

Pos	Grid	No. Rider	Nat	Team	Bike	Class	LL	Gap	Rel.	Fastest Lap	Speed	Qualifying	Speed
1	2	1 A. BAUTISTA	ESP	Aruba.it Racing - Ducati	Ducati Panigale V4R		22			1'42.224	309,5	1'29.584	322,4
2	4	65 J. REA	GBR	Kawasaki Racing Team WorldSBK	Kawasaki ZX-10RR		22	3.471	3.471	1'42.173	305,1	1'29.715	314,9
3	1	54 T. RAZGATLIOGLU	TUR	Pata Yamaha Prometeon WorldSBK	Yamaha YZF R1		22	6.168	2.697	1'42.255	304,2	1'29.400	315,8
4	9	55 A. LOCATELLI	ITA	Pata Yamaha Prometeon WorldSBK	Yamaha YZF R1		22	16.789	10.621	1'42.490	301,7	1'29.956	314,0
5	14	47 A. BASSANI	ITA	Motocorsa Racing	Ducati Panigale V4R	IND	22	20.918	4.129	1'42.789	306,8	1'30.409	314,9
6	11	7 I. LECUONA	ESP	Team HRC	Honda CBR1000 RR-R		22	27.015	6.097	1'43.102	306,8	1'30.257	314,0
7	17	97 X. VIERGE	ESP	Team HRC	Honda CBR1000 RR-R		22	30.625	3.610	1'43.244	310,3	1'30.587	322,4
8 P	10	9 D. PETRUCCI	ITA	Barni Spark Racing Team	Ducati Panigale V4R	IND	22	31.000	0.375	1'43.018	307,7	1'30.075	323,4
9	13	45 S. REDDING	GBR	ROKIT BMW Motorrad WorldSBK Team	BMW M1000 RR		22	37.447	6.447	1'42.828	305,1	1'30.388	321,4
10	16	31 G. GERLOFF	USA	Bonovo Action BMW	BMW M1000 RR	IND	22	42.591	5.144	1'43.021	303,4	1'30.473	321,4
11	5	5 P. OETTL	GER	Team GoEleven	Ducati Panigale V4R	IND	22	44.142	1.551	1'44.044	305,1	1'29.774	311,2
12	7	87 R. GARDNER	AUS	GYTR GRT Yamaha WorldSBK Team	Yamaha YZF R1	IND	22	48.833	4.691	1'44.120	301,7	1'29.841	313,0
13	3	77 D. AEGERTER	SUI	GYTR GRT Yamaha WorldSBK Team	Yamaha YZF R1	IND	22	51.617	2.784	1'43.923	302,5	1'29.635	312,1
14	6	21 M. RINALDI	ITA	Aruba.it Racing - Ducati	Ducati Panigale V4R		22	55.010	3.393	1'44.134	307,7	1'29.775	314,9
15	21	35 H. SYHRIN	MAS	PETRONAS MIE Racing HONDA Team	Honda CBR1000 RR-R	IND	22	1'15.223	20.213	1'44.619	301,7	1'32.098	317,6
16	20	51 E. GRANADO	BRA	PETRONAS MIE Racing HONDA Team	Honda CBR1000 RR-R	IND	22	1'17.459	2.236	1'44.807	298,3	1'31.779	306,8
17	15	34 L. BALDASSARRI	ITA	GMT94 Yamaha	Yamaha YZF R1	IND	22	1'20.226	2.767	1'45.198	296,7	1'30.470	309,5
18	18	76 L. BAZ	FRA	Bonovo Action BMW	BMW M1000 RR	IND	21	1 Lap	1 Lap	1'43.616	305,9	1'30.604	313,0
-----Not Classified-----													
RET	8	22 A. LOWES	GBR	Kawasaki Racing Team WorldSBK	Kawasaki ZX-10RR		14	8 Laps		1'42.409	303,4	1'29.864	314,9
RET	22	52 O. KONIG	CZE	Orelac Racing MOVISIO	Kawasaki ZX-10RR	IND	11	11 Laps		1'45.969	294,3	1'32.282	305,1
RET	19	66 T. SYKES	GBR	Kawasaki Puccetti Racing	Kawasaki ZX-10RR	IND	10	12 Laps		1'44.830	291,9	1'30.914	305,1
RET	12	60 M. VAN DER MARK	NED	ROKIT BMW Motorrad WorldSBK Team	BMW M1000 RR		1	21 Laps			270,0	1'30.276	320,5

AIR	Humidity:	86%	Temp:	20°C
TRACK	Condition:	Wet	Temp:	24°C

Records	Pole (SP)	2020	T.Sykes	1'29.230	179,334 Km/h
	Race (SPRC)	2019	J.Rea	1'30.075	177,652 Km/h
	All Times (SP)	2020	T.Sykes	1'29.230	179,334 Km/h
Race Fastest Lap		Lap 3	J.Rea	1'42.173	156,617 Km/h

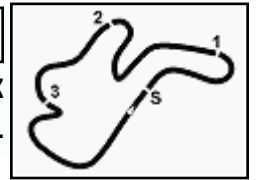
LAP LEADERS					
No. Rider	From	To	Laps	Total	
65 J. REA	1	9	9	9	
1 A. BAUTISTA	10	22	13	13	

TOTAL LEADER LAPS		
No. Rider	Laps	
1 A. BAUTISTA	13	
65 J. REA	9	

Start 25/02/2023 16:15 End 17:00 The results are provisional until the end of the time limit for protests and appeals and the completion of the technical checks.

These data/results cannot be reproduced, stored and/or transmitted in whole or in part by any manner of electronic, mechanical, photocopying, recording, broadcasting or otherwise now known or herein after developed without the previous express consent by the copyright owner, except for reproduction in daily press and regular printed publications on sale to the public within 60 days of the event related to those data/results and always provided that copyright symbol appears together as follows below.

© DORNA WSBK ORGANIZATION Srl 2023



Grand Ridge Australian Round, 24-26 February 2023 Results Race 1

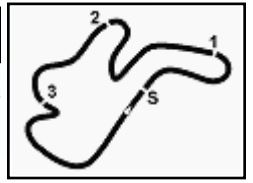
Race Highlights

Time	No. Rider	Description
15.55.00		Sighting Lap Start
16.08.34		WET RACE
16.12.55		Warm-up Lap Start
16.15.33		Start
16.17.32		No Jump Start
16.18.34	60 M. VAN DER MARK	Crashed - Turn 8
16.19.02	60 M. VAN DER MARK	Not Actively Competing
16.22.35	66 T. SYKES	Technical Problem
16.22.43	66 T. SYKES	Entered Pits
16.26.56	66 T. SYKES	Exited Pits
16.36.08	52 O. KONIG	On Asphalt - Re-Joined - Turn 4
16.37.15	52 O. KONIG	Entered Pits
16.39.17	66 T. SYKES	Entered Pits
16.39.32		2/3 of Race Distance Completed
16.40.06	76 L. BAZ	Entered Pits
16.40.19	22 A. LOWES	Crashed - Turn 2
16.41.17	22 A. LOWES	Not Actively Competing
16.41.45	76 L. BAZ	Exited Pits
16.42.09	66 T. SYKES	Retired
16.42.27	22 A. LOWES	Medical Centre
16.44.11	52 O. KONIG	Retired
16.57.06		Results Under Review
16.57.09		Podium Confirmed
16.58.37		Incident between 9 and 97 under investigation
17.00.13	9 D. PETRUCCI	to lose 1 position for irresponsible riding
17.00.36		End Of Session

Start End The results are provisional until the end of the time limit for protests and appeals
25/02/2023 16:15 17:00 and the completion of the technical checks.

These data/results cannot be reproduced, stored and/or transmitted in whole or in part by any manner of electronic, mechanical, photocopying, recording, broadcasting or otherwise now known or herein after developed without the previous express consent by the copyright owner, except for reproduction in daily press and regular printed publications on sale to the public within 60 days of the event related to those data/results and always provided that copyright symbol appears together as follows below.

© DORNA WSBK ORGANIZATION Srl 2023



Grand Ridge Australian Round, 24-26 February 2023

Results Tissot Superpole Race

Laps 10 = 44,450 Km - Time of Race 15'14.958 - Avg. 174,893 km/h

Pos	Grid	No. Rider	Nat	Team	Bike	Class	LL	Gap	Rel.	Fastest Lap	Speed	Qualifying	Speed
1	2	1 A. BAUTISTA	ESP	Aruba.it Racing - Ducati	Ducati Panigale V4R		10			1'30.524	326,3	1'29.584	322,4
2	6	21 M. RINALDI	ITA	Aruba.it Racing - Ducati	Ducati Panigale V4R		10	2.462	2.462	1'30.843	329,3	1'29.775	314,9
3	1	54 T. RAZGATLIOGLU	TUR	Pata Yamaha Prometeon WorldSBK	Yamaha YZF R1		10	3.060	0.598	1'30.981	320,5	1'29.400	315,8
4	8	22 A. LOWES	GBR	Kawasaki Racing Team WorldSBK	Kawasaki ZX-10RR		10	3.833	0.773	1'30.686	320,5	1'29.864	314,9
5	9	55 A. LOCATELLI	ITA	Pata Yamaha Prometeon WorldSBK	Yamaha YZF R1		10	3.893	0.060	1'30.913	318,6	1'29.956	314,0
6	5	5 P. OETTL	GER	Team GoEleven	Ducati Panigale V4R	IND	10	4.215	0.322	1'30.802	324,3	1'29.774	311,2
7	4	65 J. REA	GBR	Kawasaki Racing Team WorldSBK	Kawasaki ZX-10RR		10	4.952	0.737	1'30.948	322,4	1'29.715	314,9
8	11	7 I. LECUONA	ESP	Team HRC	Honda CBR1000 RR-R		10	7.140	2.188	1'30.938	327,3	1'30.257	314,0
9	14	47 A. BASSANI	ITA	Motocorsa Racing	Ducati Panigale V4R	IND	10	11.295	4.155	1'31.679	325,3	1'30.409	314,9
10	12	60 M. VAN DER MARK	NED	ROKIT BMW Motorrad WorldSBK Team	BMW M1000 RR		10	11.843	0.548	1'31.580	319,5	1'30.276	320,5
11	10	9 D. PETRUCCI	ITA	Barni Spark Racing Team	Ducati Panigale V4R	IND	10	13.480	1.637	1'31.545	333,3	1'30.075	323,4
12	17	97 X. VIERGE	ESP	Team HRC	Honda CBR1000 RR-R		10	13.888	0.408	1'31.548	332,3	1'30.587	322,4
13	18	76 L. BAZ	FRA	Bonovo Action BMW	BMW M1000 RR	IND	10	14.413	0.525	1'31.566	322,4	1'30.604	313,0
14	13	45 S. REDDING	GBR	ROKIT BMW Motorrad WorldSBK Team	BMW M1000 RR		10	16.795	2.382	1'31.513	325,3	1'30.388	321,4
15	16	31 G. GERLOFF	USA	Bonovo Action BMW	BMW M1000 RR	IND	10	17.891	1.096	1'31.925	330,3	1'30.473	321,4
16	15	34 L. BALDASSARRI	ITA	GMT94 Yamaha	Yamaha YZF R1	IND	10	26.122	8.231	1'31.431	316,7	1'30.470	309,5
17	22	52 O. KONIG	CZE	Orelac Racing MOVISIO	Kawasaki ZX-10RR	IND	10	32.457	6.335	1'33.175	314,9	1'32.282	305,1
18	20	51 E. GRANADO	BRA	PETRONAS MIE Racing HONDA Team	Honda CBR1000 RR-R	IND	10	32.739	0.282	1'33.238	314,0	1'31.779	306,8
19	21	35 H. SYHRIN	MAS	PETRONAS MIE Racing HONDA Team	Honda CBR1000 RR-R	IND	10	32.949	0.210	1'33.303	322,4	1'32.098	317,6
20	19	66 T. SYKES	GBR	Kawasaki Puccetti Racing	Kawasaki ZX-10RR	IND	7	3 Laps	3 Laps	1'32.174	317,6	1'30.914	305,1
-----Not Classified-----													
RET	3	77 D. AEGERTER	SUI	GYTR GRT Yamaha WorldSBK Team	Yamaha YZF R1	IND	5	5 Laps		1'30.374	318,6	1'29.635	312,1
RET	7	87 R. GARDNER	AUS	GYTR GRT Yamaha WorldSBK Team	Yamaha YZF R1	IND	5	5 Laps		1'30.786	316,7	1'29.841	313,0

AIR	Humidity:	69%	Temp:	20°C
TRACK	Condition:	Dry	Temp:	33°C

Records	Pole [SP]	2020	T.Sykes	1'29.230	179,334 Km/h
	Race [SPRC]	2019	J.Rea	1'30.075	177,652 Km/h
	All Times [SP]	2020	T.Sykes	1'29.230	179,334 Km/h
Race Fastest Lap		Lap 2	D.Aegerter	1'30.374	177,064 Km/h

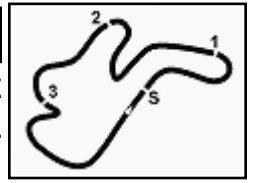
LAP LEADERS				
No. Rider	From	To	Laps	Total
1 A. BAUTISTA	1	10	10	10

TOTAL LEADER LAPS	
No. Rider	Laps
1 A. BAUTISTA	23
65 J. REA	9

Start 26/02/2023 13:00 End 13:18 The results are provisional until the end of the time limit for protests and appeals and the completion of the technical checks.

These data/results cannot be reproduced, stored and/or transmitted in whole or in part by any manner of electronic, mechanical, photocopying, recording, broadcasting or otherwise now known or herein after developed without the previous express consent by the copyright owner, except for reproduction in daily press and regular printed publications on sale to the public within 60 days of the event related to those data/results and always provided that copyright symbol appears together as follows below.

© DORNA WSBK ORGANIZATION Srl 2023



Grand Ridge Australian Round, 24-26 February 2023
Results Tissot Superpole Race

Race Highlights

Time	No. Rider	Description
12.45.28		Sighting Lap Start
12.46.41	52 O. KONIG	On the Gravel - Re-Joined - Turn 9
12.57.54		Warm-up Lap Start
13.00.14		Start
13.02.39		No Jump Starts
13.08.06	66 T. SYKES	Entered Pits
13.08.39	77 D. AEGERTER	Crashed - Turn 4
13.08.39	87 R. GARDNER	Crashed - Turn 4
13.09.04	87 R. GARDNER	Re-joined
13.09.15	87 R. GARDNER	Technical Problem - Turn 5
13.09.24	87 R. GARDNER	Not Actively Competing
13.09.28	77 D. AEGERTER	Not Actively Competing
13.10.01		Incident involving 77 and 87 at T4 will be investigated after the race
13.13.14	66 T. SYKES	Exited Pits
13.20.56		End Of Session

26/02/2023 Start End The results are provisional until the end of the time limit for protests and appeals and the completion of the technical checks.

These data/results cannot be reproduced, stored and/or transmitted in whole or in part by any manner of electronic, mechanical, photocopying, recording, broadcasting or otherwise now known or herein after developed without the previous express consent by the copyright owner, except for reproduction in daily press and regular printed publications on sale to the public within 60 days of the event related to those data/results and always provided that copyright symbol appears together as follows below.

© DORNA WSBK ORGANIZATION Srl 2023

Grand Ridge Australian Round, 24-26 February 2023

Results Race 2

Laps 22 = 97,790 Km - Time of Race 33'40.779 - Avg. 174,212 km/h

1 / 2

Pos	Grid	No. Rider	Nat	Team	Bike	Class	LL	Gap	Rel.	Fastest Lap	Speed	Qualifying	Speed
1	1	1 A. BAUTISTA	ESP	Aruba.it Racing - Ducati	Ducati Panigale V4R		22			1'30.766	318,6	1'29.584	322,4
2	2	21 M. RINALDI	ITA	Aruba.it Racing - Ducati	Ducati Panigale V4R		22	6.191	6.191	1'30.922	316,7	1'29.775	314,9
3	5	55 A. LOCATELLI	ITA	Pata Yamaha Prometeon WorldSBK	Yamaha YZF R1		22	9.099	2.908	1'31.035	317,6	1'29.956	314,0
4	9	47 A. BASSANI	ITA	Motocorsa Racing	Ducati Panigale V4R	IND	22	11.680	2.581	1'31.044	323,4	1'30.409	314,9
5	6	5 P. OETTL	GER	Team GoEleven	Ducati Panigale V4R	IND	22	12.020	0.340	1'31.031	323,4	1'29.774	311,2
6	8	7 I. LECUONA	ESP	Team HRC	Honda CBR1000 RR-R		22	13.701	1.681	1'30.929	327,3	1'30.257	314,0
7	10	77 D. AEGERTER	SUI	GYTR GRT Yamaha WorldSBK Team	Yamaha YZF R1	IND	22	14.316	0.615	1'31.481	318,6	1'29.635	312,1
8	7	65 J. REA	GBR	Kawasaki Racing Team WorldSBK	Kawasaki ZX-10RR		22	14.753	0.437	1'30.893	322,4	1'29.715	314,9
9	12	9 D. PETRUCCI	ITA	Barni Spark Racing Team	Ducati Panigale V4R	IND	22	18.745	3.992	1'31.516	325,3	1'30.075	323,4
10	11	87 R. GARDNER	AUS	GYTR GRT Yamaha WorldSBK Team	Yamaha YZF R1	IND	22	21.331	2.586	1'31.727	315,8	1'29.841	313,0
11 P	17	97 X. VIERGE	ESP	Team HRC	Honda CBR1000 RR-R		22	21.500	0.169	1'31.912	325,3	1'30.587	322,4
12	13	60 M. VAN DER MARK	NED	ROKIT BMW Motorrad WorldSBK Team	BMW M1000 RR		22	29.790	8.290	1'31.549	322,4	1'30.276	320,5
13	14	45 S. REDDING	GBR	ROKIT BMW Motorrad WorldSBK Team	BMW M1000 RR		22	34.265	4.475	1'32.040	319,5	1'30.388	321,4
14	16	31 G. GERLOFF	USA	Bonovo Action BMW	BMW M1000 RR	IND	22	34.444	0.179	1'32.469	324,3	1'30.473	321,4
15	18	76 L. BAZ	FRA	Bonovo Action BMW	BMW M1000 RR	IND	22	34.846	0.402	1'32.256	320,5	1'30.604	313,0
16	15	34 L. BALDASSARRI	ITA	GMT94 Yamaha	Yamaha YZF R1	IND	22	45.568	10.722	1'32.377	313,0	1'30.470	309,5
17	21	35 H. SYHRIN	MAS	PETRONAS MIE Racing HONDA Team	Honda CBR1000 RR-R	IND	22	1'02.330	16.762	1'33.361	316,7	1'32.098	317,6
18	22	52 O. KONIG	CZE	Orelac Racing MOVISIO	Kawasaki ZX-10RR	IND	22	1'02.589	0.259	1'33.313	312,1	1'32.282	305,1
19	20	51 E. GRANADO	BRA	PETRONAS MIE Racing HONDA Team	Honda CBR1000 RR-R	IND	22	1'04.168	1.579	1'32.931	314,0	1'31.779	306,8
-----Not Classified-----													
RET	4	22 A. LOWES	GBR	Kawasaki Racing Team WorldSBK	Kawasaki ZX-10RR		16	6 Laps		1'30.957	324,3	1'29.864	314,9
RET	3	54 T. RAZGATLIOGLU	TUR	Pata Yamaha Prometeon WorldSBK	Yamaha YZF R1		16	6 Laps		1'31.128	320,5	1'29.400	315,8
RET	19	66 T. SYKES	GBR	Kawasaki Puccetti Racing	Kawasaki ZX-10RR	IND	4	18 Laps		1'32.769	314,9	1'30.914	305,1

AIR	Humidity:	70%	Temp:	21°C
TRACK	Condition:	Dry	Temp:	39°C

Records	Pole [SP]	2020	T.Sykes	1'29.230	179,334 Km/h
	Race [SPRC]	2019	J.Rea	1'30.075	177,652 Km/h
	All Times [SP]	2020	T.Sykes	1'29.230	179,334 Km/h
Race Fastest Lap		Lap 2	A.Bautista	1'30.766	176,299 Km/h

LAP LEADERS				
No. Rider	From	To	Laps	Total
1 A. BAUTISTA	1	22	22	22

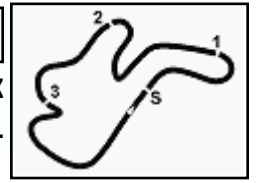
TOTAL LEADER LAPS	
No. Rider	Laps
1 A. BAUTISTA	45
65 J. REA	9

Start 16:00 End 16:41 The results are provisional until the end of the time limit for protests and appeals and the completion of the technical checks.

26/02/2023

These data/results cannot be reproduced, stored and/or transmitted in whole or in part by any manner of electronic, mechanical, photocopying, recording, broadcasting or otherwise now known or herein after developed without the previous express consent by the copyright owner, except for reproduction in daily press and regular printed publications on sale to the public within 60 days of the event related to those data/results and always provided that copyright symbol appears together as follows below.

© DORNA WSBK ORGANIZATION Srl 2023



Grand Ridge Australian Round, 24-26 February 2023
Results Race 2

Race Highlights

Time	No. Rider	Description
15.40.02		Sighting Lap Started
15.57.56		Warm-up Lap Started
16.00.10		Start
16.00.53	87 R. GARDNER	Long Lap Penalty - Irresponsible Riding
16.01.54		No Jump Starts
16.04.53	66 T. SYKES	Entered Pits
16.05.23	87 R. GARDNER	1xLLP Completed
16.07.57	66 T. SYKES	Exited Pits
16.11.12	66 T. SYKES	Crashed - Turn 11
16.11.38	66 T. SYKES	Not Actively Competing
16.21.30		2/3 of Race Distance Completed
16.25.25	22 A. LOWES	Crashed - Turn 4
16.25.25	54 T. RAZGATLIOGLU	Crashed - Turn 4
16.26.17	54 T. RAZGATLIOGLU	Not Actively Competing
16.26.19	22 A. LOWES	Not Actively Competing
16.32.54	97 X. VIERGE	Under Investigation
16.36.50		Results Under Review
16.41.03	97 X. VIERGE	Penalized to Drop 1 Position - Overtake under yellow flag at T4
16.41.33		Results confirmed
16.41.40		End Of Session

26/02/2023 Start End The results are provisional until the end of the time limit for protests and appeals and the completion of the technical checks.

These data/results cannot be reproduced, stored and/or transmitted in whole or in part by any manner of electronic, mechanical, photocopying, recording, broadcasting or otherwise now known or herein after developed without the previous express consent by the copyright owner, except for reproduction in daily press and regular printed publications on sale to the public within 60 days of the event related to those data/results and always provided that copyright symbol appears together as follows below.

© DORNA WSBK ORGANIZATION Srl 2023