

Battle of the LowLands 2016

European Supermono - Training 1

18 - 19 June 2016
Zolder - 4000 mtr.



Pos	Nbr	Name	Motorcycle	Cls	PIC	Fastest	In	Gap	Diff	Laps	Km/h
1	21	Jerry Van de Bunt	Happeck Rotax 449	ESA	1	1:43.695	7			9	138.87
2	58	Lukas Wimmer	HKR EVO2 R	ESA	2	1:44.870	7	1.175	1.175	8	137.31
3	34	Ezequiel Iturrioz	HKR EVO2 R	ESA	3	1:45.121	7	1.426	0.251	10	136.98
4	28	Arie Vos	KTM 690 Duke	690	1	1:45.671	8	1.976	0.550	10	136.27
5	111	Mike Velthuiszen	TZM 250 MVS Yamaha	ESA	4	1:46.454	4	2.759	0.783	9	135.27
6	9	Robert Schotman	KTM 690 Duke	690	2	1:46.870	8	3.175	0.416	9	134.74
7	84	Bram Lambrechts	KTM 690 Duke	690	3	1:47.379	6	3.684	0.509	9	134.10
8	2	Josef Frauenschuh	KTM-JF-Supermono	ESA	5	1:47.919	6	4.224	0.540	8	133.43
9	15	Michael Verbrugge	KTM 690 Duke	690	4	1:47.982	8	4.287	0.063	9	133.36
10	41	Jasper Iwema		690	5	1:48.011	8	4.316	0.029	9	133.32
11	56	Jocelyn Henry	Honda/720cc	ESA	6	1:48.314	5	4.619	0.303	8	132.95
12	35	Allard Kerkhoven	KTM 690 Duke	690	6	1:48.701	9	5.006	0.387	10	132.47
13	117	Nick Weidemann	HKR EVO2 R	ESA	7	1:49.164	6	5.469	0.463	9	131.91
14	124	Djim Ulrich	KTM Duke Battle	690	7	1:49.432	6	5.737	0.268	9	131.59
15	118	Ryan Van Lagemaat	KTM 690 Duke	690	8	1:50.136	8	6.441	0.704	9	130.75
16	22	Joris De Man	Pami BMW	ESA	8	1:50.821	4	7.126	0.685	6	129.94
17	89	David Legalle	J2L BMW/Pami	ESA	9	1:51.120	4	7.425	0.299	8	129.59
18	5	Johann Karl	KTM-JK01	ESA	10	1:51.483	7	7.788	0.363	8	129.17
19	46	Gorden Hensel	HKR EVO2 R	ESA	11	1:52.030	8	8.335	0.547	9	128.54
20	121	Mervyn Verploegen	KTM 690 Duke	690	9	1:52.060	9	8.365	0.030	10	128.50
21	70	Edwin De Moor	KTM 690 Duke	690	10	1:52.286	6	8.591	0.226	9	128.24
22	60	Rintje Ritsma	KTM 690 Duke	690	11	1:52.643	7	8.948	0.357	9	127.84
23	8	Bruno Collin	450 RS TVX	ESA	12	1:53.298	3	9.603	0.655	7	127.10
24	37	Lutz Pfeifer	Yamaha 450	ESA	13	1:53.396	7	9.701	0.098	9	126.99
25	69	Frank Schouren	PGR-Pami-BMW	ESA	14	1:53.852	7	10.157	0.456	9	126.48
26	74	Jeroen Vijfeijke	KTM 690 Duke	690	12	1:54.700	7	11.005	0.848	9	125.54
27	18	Libor Kamenicky	Mali Ahra 800	ESA	15	1:54.900	7	11.205	0.200	9	125.33
28	72	Fabian Junge	KTM Duke 797	ESA	16	1:55.218	8	11.523	0.318	9	124.98
29	67	Renato Lybaert	KTM 690/2012	ESA	17	1:56.247	4	12.552	1.029	5	123.87
30	131	Olivier Collet	KTM 690 Duke R	ESA	18	1:56.890	7	13.195	0.643	8	123.19
31	40	Mario Wilhelm	MZ	ESA	19	1:57.657	7	13.962	0.767	8	122.39
32	24	Alex Michel	MZ/Aprilia 750	ESA	20	1:58.251	8	14.556	0.594	9	121.77
33	96	Tycho Wedman	HKR EVO2 R	ESA	21	2:00.474	6	16.779	2.223	7	119.53
34	62	Jared Schultz	KTM RC 390	ESA	22	2:00.504	8	16.809	0.030	9	119.50
35	23	Dustin Gerken	HKR EVO2	ESA	23	2:00.826	7	17.131	0.322	8	119.18
36	51	Ryan Vos	KTM 690 Duke	690	13	2:01.961	8	18.266	1.135	9	118.07

Fastest time : 1:43.695 in lap 7 by nbr. 21 : Jerry Van de Bunt (Happeck Rotax 449)

Publication-time

Results and Laptimes : raceresults.nu

Timekeeping by : RSTime by Timeservice.nl

Koersdirecteur	Steward	Timekeeper	
Kurt Van Borm		 Marcel Lambrechts - TimeService	
Page 1 of 1	Results remain provisional pending technical examination and decisions from the stewards of the meeting		

Battle of the LowLands 2016

European Supermono - Training 1

18 - 19 June 2016
Zolder - 4000 mtr.

Supermono ESA Cup

Pos	Nbr	Name	Motorcycle	Fastest	In	Gap	Diff	Laps	Km/h
1	21	Jerry Van de Bunt	Happeck Rotax 449	1:43.695	7			9	138.87
2	58	Lukas Wimmer	HKR EVO2 R	1:44.870	7	1.175	1.175	8	137.31
3	34	Ezequiel Iturrioz	HKR EVO2 R	1:45.121	7	1.426	0.251	10	136.98
4	111	Mike Velthuisen	TZM 250 MVS Yamaha	1:46.454	4	2.759	1.333	9	135.27
5	2	Josef Frauenschuh	KTM-JF-Supermono	1:47.919	6	4.224	1.465	8	133.43
6	56	Jocelyn Henry	Honda/720cc	1:48.314	5	4.619	0.395	8	132.95
7	117	Nick Weidemann	HKR EVO2 R	1:49.164	6	5.469	0.850	9	131.91
8	22	Joris De Man	Pami BMW	1:50.821	4	7.126	1.657	6	129.94
9	89	David Legalle	J2L BMW/Pami	1:51.120	4	7.425	0.299	8	129.59
10	5	Johann Karl	KTM-JK01	1:51.483	7	7.788	0.363	8	129.17
11	46	Gorden Hensel	HKR EVO2 R	1:52.030	8	8.335	0.547	9	128.54
12	8	Bruno Collin	450 RS TVX	1:53.298	3	9.603	1.268	7	127.10
13	37	Lutz Pfeifer	Yamaha 450	1:53.396	7	9.701	0.098	9	126.99
14	69	Frank Schouren	PGR-Pami-BMW	1:53.852	7	10.157	0.456	9	126.48
15	18	Libor Kamenicky	Mali Ahra 800	1:54.900	7	11.205	1.048	9	125.33
16	72	Fabian Junge	KTM Duke 797	1:55.218	8	11.523	0.318	9	124.98
17	67	Renato Lybaert	KTM 690/2012	1:56.247	4	12.552	1.029	5	123.87
18	131	Olivier Collet	KTM 690 Duke R	1:56.890	7	13.195	0.643	8	123.19
19	40	Mario Wilhelm	MZ	1:57.657	7	13.962	0.767	8	122.39
20	24	Alex Michel	MZ/Aprilia 750	1:58.251	8	14.556	0.594	9	121.77
21	96	Tycho Wedman	HKR EVO2 R	2:00.474	6	16.779	2.223	7	119.53
22	62	Jared Schultz	KTM RC 390	2:00.504	8	16.809	0.030	9	119.50
23	23	Dustin Gerken	HKR EVO2	2:00.826	7	17.131	0.322	8	119.18

Supermono 690 battle



Pos	Nbr	Name	Motorcycle	Fastest	In	Gap	Diff	Laps	Km/h
1	28	Arie Vos	KTM 690 Duke	1:45.671	8			10	136.27
2	9	Robert Schotman	KTM 690 Duke	1:46.870	8	1.199	1.199	9	134.74
3	84	Bram Lambrechts	KTM 690 Duke	1:47.379	6	1.708	0.509	9	134.10
4	15	Michael Verbrugghe	KTM 690 Duke	1:47.982	8	2.311	0.603	9	133.36
5	41	Jasper Iwema		1:48.011	8	2.340	0.029	9	133.32
6	35	Allard Kerkhoven	KTM 690 Duke	1:48.701	9	3.030	0.690	10	132.47
7	124	Djim Ulrich	KTM Duke Battle	1:49.432	6	3.761	0.731	9	131.59
8	118	Ryan Van Lagemaat	KTM 690 Duke	1:50.136	8	4.465	0.704	9	130.75
9	121	Mervyn Verploegen	KTM 690 Duke	1:52.060	9	6.389	1.924	10	128.50
10	70	Edwin De Moor	KTM 690 Duke	1:52.286	6	6.615	0.226	9	128.24
11	60	Rintje Ritsma	KTM 690 Duke	1:52.643	7	6.972	0.357	9	127.84
12	74	Jeroen Vijfeijke	KTM 690 Duke	1:54.700	7	9.029	2.057	9	125.54
13	51	Ryan Vos	KTM 690 Duke	2:01.961	8	16.290	7.261	9	118.07

Fastest time : 1:43.695 in lap 7 by nbr. 21 : Jerry Van de Bunt (Happeck Rotax 449)

Publication-time

Results and Laptimes : raceresults.nu

Timekeeping by : RSTime by Timeservice.nl

Koersdirecteur Kurt Van Borm	Steward	Timekeeper  Marcel Lambrechts - TimeService	
Page 1 of 1	Results remain provisional pending technical examination and decisions from the stewards of the meeting		

Battle of the Lowlands 2016

European Supermono - Training 1

18 - 19 June 2016

Laptimes

Zolder - 4000 mtr.

Nbr	Name / Team name	1	2	3	4	5	6	7	8	9	10	11	12	13	14	15
2	Josef Frauenschuh	2:04.378	1:54.556	1:52.497	1:50.041	1:49.864	1:47.919	1:49.031	2:02.891							
5	Johann Karl	2:22.728	2:00.754	1:56.901	1:54.356	1:53.562	1:52.908	1:51.483	2:23.389							
8	Bruno Collin	2:13.966	1:55.590	1:53.298	1:54.844	1:57.061	1:53.799	2:28.111								
9	Robert Schotman	2:10.343	1:53.704	1:51.796	1:47.246	1:47.233	1:50.185	2:04.146	1:46.870	2:07.535						
15	Michael Verbrugge	2:11.334	1:53.624	1:51.231	1:49.988	1:49.032	1:57.105	1:49.205	1:47.982	2:05.398						
18	Libor Kamenicky	2:31.738	2:04.031	2:01.117	1:57.130	1:56.873	1:55.732	1:54.900	1:55.569	2:24.559						
21	Jerry Van de Bunt	2:05.385	1:50.574	1:47.587	1:44.820	1:47.325	1:50.759	1:43.695	1:46.600	2:14.991						
22	Joris De Man	2:13.729	1:52.680	1:51.987	1:50.821	2:06.270	6:07.724									
23	Dustin Gerken	2:12.387	2:04.850	2:09.734	2:03.090	2:01.606	2:02.474	2:00.826	2:25.623							
24	Alex Michel	2:19.700	2:04.089	2:02.817	2:00.494	1:59.827	1:59.833	1:59.172	1:58.251	2:16.616						
28	Arie Vos	1:59.065	1:50.402	1:48.704	1:48.905	1:47.319	1:46.351	1:46.859	1:45.671	1:45.932	2:13.913					
34	Ezequiel Iturrioz	2:02.539	1:51.370	1:47.806	1:46.335	1:46.192	1:45.535	1:45.121	1:45.272	1:46.671	2:05.633					
35	Allard Kerkhoven	2:05.052	1:53.040	1:52.065	1:50.553	1:50.593	1:50.208	1:49.527	1:50.139	1:48.701	2:13.229					
37	Lutz Pfeifer	2:16.142	2:00.489	1:57.899	1:56.653	1:55.662	1:55.450	1:53.396	1:54.147	2:19.281						
40	Mario Wilhelm	2:45.730	2:20.321	2:09.644	2:05.794	2:00.682	2:01.026	1:57.657	2:15.691							
41	Jasper Iwema	2:17.614	2:05.282	1:55.116	1:51.777	1:50.341	1:50.328	1:50.854	1:48.011	2:10.044						
46	Gorden Hensel	2:09.404	1:59.141	1:54.240	1:53.778	1:53.164	1:52.114	1:52.467	1:52.030	2:20.992						
51	Ryan Vos	2:26.385	2:14.948	2:09.641	2:06.123	2:03.579	2:04.136	2:03.460	2:01.961	2:18.036						
56	Jocelyn Henry	1:56.841	1:52.253	1:49.421	1:49.016	1:48.314	1:59.989	1:48.817	2:21.288							
58	Lukas Wimmer	2:05.525	1:48.816	1:48.541	1:59.880	3:42.412	1:45.339	1:44.870	2:14.307							
60	Rintje Ritsma	2:15.295	2:03.386	1:55.636	1:57.674	1:54.856	1:53.398	1:52.643	1:53.270	2:25.320						
62	Jared Schultz	2:20.620	2:10.437	2:08.804	2:05.379	2:04.548	2:04.366	2:02.486	2:00.504	2:19.183						
67	Renato Lybaert	2:08.327	1:58.068	1:57.634	1:56.247	2:21.493										
69	Frank Schouren	2:13.550	1:58.837	1:57.584	1:54.866	1:56.071	1:54.285	1:53.852	1:56.441	2:14.621						
70	Edwin De Moor	2:15.700	1:58.634	1:57.046	1:54.565	1:53.884	1:52.286	1:53.607	1:56.774	2:27.840						
72	Fabian Junge	2:12.383	2:03.156	1:59.686	1:56.677	1:57.434	1:58.573	2:02.157	1:55.218	2:25.052						
74	Jeroen Vijfeijke	2:12.518	1:59.419	1:57.772	1:55.199	1:59.991	1:55.457	1:54.700	1:54.853	2:17.818						
84	Bram Lambrechts	2:08.300	1:52.160	1:49.866	1:47.778	1:47.879	1:47.379	1:59.840	1:47.609	1:59.842						
89	David Legalle	2:08.799	1:54.995	2:02.594	1:51.120	1:53.263	1:51.241	1:51.237	2:18.371							
96	Tycho Wedman	2:34.252	2:10.766	2:05.609	2:04.257	2:02.588	2:00.474	2:32.187								
111	Mike Velthuisen	2:09.920	1:50.139	1:47.585	1:46.454	1:46.866	1:50.245	1:47.093	1:46.810	2:16.351						
117	Nick Weidemann	2:01.939	1:53.635	1:50.986	1:51.265	1:50.703	1:49.164	1:50.065	1:49.896	2:07.882						
118	Ryan Van Lagemaat	2:10.544	1:56.642	1:54.571	1:53.254	1:52.597	1:59.285	2:04.969	1:50.136	2:09.127						
121	Mervyn Verpbergen	2:12.007	1:57.058	1:55.347	1:52.444	1:52.165	1:52.574	1:52.466	1:52.158	1:52.060	2:08.852					
124	Djim Ulrich	2:12.613	1:58.754	1:53.365	1:51.041	1:52.199	1:49.432	1:50.350	1:49.789	2:17.770						
131	Olivier Cdlet	2:35.987	2:15.826	2:07.890	1:58.951	1:58.449	1:57.229	1:56.890	2:25.288							

Battle of the LowLands 2016

European Supermono - Training 1

18 - 19 June 2016
Zolder - 4000 mtr.

Pos	Nbr	Name / Team name	Sector 1			Sector 2			Sector 3			Theoretical best	Actual best	In
			time	Lap	pos	time	Lap	pos	time	Lap	pos			
1	21	Jerry Van de Bunt	33.267	7	1	38.311	7	2	32.038	8	3	1:43.616	1:43.695	7
2	58	Lukas Wimmer	34.064	8	3	38.019	8	1	32.089	7	4	1:44.172	1:44.870	7
3	34	Ezequiel Iturrioz	33.988	10	2	38.400	8	3	31.749	9	1	1:44.137	1:45.121	7
4	28	Arie Vos	34.561	9	4	38.728	8	4	32.180	8	5	1:45.469	1:45.671	8
5	111	Mike Velthuisen	34.757	7	7	39.158	9	5	31.992	4	2	1:45.907	1:46.454	4
6	9	Robert Schotman	34.801	9	8	39.173	8	6	32.285	7	7	1:46.259	1:46.870	8
7	84	Bram Lambrechts	34.621	9	5	39.367	9	7	32.722	5	10	1:46.710	1:47.379	6
8	2	Jos efFrauensschuh	35.258	8	11	39.967	5	10	32.268	6	6	1:47.493	1:47.919	6
9	15	Michael Verbrugge	35.189	9	10	39.808	9	9	32.694	8	9	1:47.691	1:47.982	8
10	41	Jasper Iwema	34.709	9	6	39.787	8	8	32.840	8	11	1:47.336	1:48.011	8
11	56	Jocelyn Henry	35.457	6	13	40.072	5	12	32.288	4	8	1:47.817	1:48.314	5
12	35	Allard Kerkhoven	35.580	7	15	40.028	10	11	32.949	9	13	1:48.557	1:48.701	9
13	117	Nick Weidemann	35.429	9	12	40.475	9	14	32.859	6	12	1:48.763	1:49.164	6
14	124	Djim Ulrich	34.899	9	9	40.303	6	13	33.346	8	16	1:48.548	1:49.432	6
15	118	Ryan Van Lagemaat	35.730	9	16	40.671	8	15	33.115	8	15	1:49.516	1:50.136	8
16	22	Joris De Man	35.904	4	19	40.914	4	16	33.928	3	21	1:50.746	1:50.821	4
17	89	David Legalle	35.565	7	14	41.363	8	18	32.975	4	14	1:49.903	1:51.120	4
18	5	Johann Karl	35.754	8	17	41.464	8	19	33.711	7	19	1:50.929	1:51.483	7
19	46	Gorden Hensel	35.920	6	20	41.796	9	23	33.644	8	18	1:51.360	1:52.030	8
20	121	Mervyn Verploegen	36.486	5	21	41.354	9	17	33.630	4	17	1:51.470	1:52.060	9
21	70	Edwin De Moor	35.791	6	18	41.768	6	22	34.727	6	27	1:52.286	1:52.286	6
22	60	Rintje Ritsma	36.504	8	22	41.558	7	20	34.422	6	25	1:52.484	1:52.643	7
23	8	Bruno Collin	36.751	3	25	42.485	7	29	33.777	3	20	1:53.013	1:53.298	3
24	37	Lutz Pfeifer	36.640	9	23	41.955	9	24	34.342	7	24	1:52.937	1:53.396	7
25	69	Frank Schouren	36.644	9	24	42.337	9	28	34.310	7	23	1:53.291	1:53.852	7
26	74	Jeroen Vijfeijke	37.486	9	26	42.233	9	27	34.535	4	26	1:54.254	1:54.700	7
27	18	Libor Kamenicky	38.193	9	31	41.607	9	21	33.976	7	22	1:53.776	1:54.900	7
28	72	Fabian Junge	37.582	8	28	42.232	9	26	34.781	8	28	1:54.595	1:55.218	8
29	67	Renato Lybaert	37.837	5	29	41.993	5	25	35.384	3	30	1:55.214	1:56.247	4
30	131	Olivier Collet	37.953	8	30	43.139	7	30	34.991	5	29	1:56.083	1:56.890	7
31	40	Mario Wilhelm	37.536	8	27	43.325	8	31	35.517	7	32	1:56.378	1:57.657	7
32	24	Alex Michel	38.267	8	32	43.745	9	32	35.697	8	33	1:57.709	1:58.251	8
33	96	Tycho Wedman	38.922	6	35	44.739	7	34	35.446	5	31	1:59.107	2:00.474	6
34	62	Jared Schultz	39.224	8	36	44.436	8	33	36.844	8	35	2:00.504	2:00.504	8
35	23	Dustin Gerken	38.814	6	34	45.345	8	36	36.278	4	34	2:00.437	2:00.826	7
36	51	Ryan Vos	38.734	9	33	45.082	9	35	37.262	7	36	2:01.078	2:01.961	8

Battle of the LowLands 2016

Heat name : European Supermono - Training 1
 Heat Date : 18 June 2016
 Weather :
 Circuit name : Zolder - 4000 mtr.

Participants Started	: 36	Participants Classified	: 36
Participants Finished	: 0	Participants Not Classified	: 4
Participants Not Finished	: 36		

Green flag at	: 10:05:01	Heat recording start time	: 10:05:01
Finish flag waved at	: 10:27:20	Heat recording end time	: 10:27:12
Total time under Green	: 22:18	Total of All Laps in Heat	: 309
Number of cautions	: 0	Total time under Yellow	: 00:00:00
Number of code-60's	: 0	Total time under Code-60	: 00:00:00

Summary of winners per class

Nbr	Name / Team name	Car	Cls	Fastest Laptime	In	Avg. Speed	Laps	Race Time
-----	------------------	-----	-----	-----------------	----	------------	------	-----------

Best Lap time history during the Heat

#	Nbr	lap time	in lap	Name	Car	time of day
1	121	1:57.058	2	Mervyn Verploegen	KTM 690 Duke	10:09:31
2	35	1:53.040	2	Allard Kerkhoven	KTM 690 Duke	10:09:34
3	34	1:51.370	2	Ezequiel Iturrioz	HKR EVO2 R	10:10:05
4	28	1:50.402	2	Arie Vos	KTM 690 Duke	10:10:24
5	58	1:48.816	2	Lukas Wimmer	HKR EVO2 R	10:11:02
6	34	1:47.806	3	Ezequiel Iturrioz	HKR EVO2 R	10:11:53
7	21	1:47.587	3	Jerry Van de Bunt	Happeck Rotax 449	10:12:39
8	111	1:47.585	3	Mike Velthuisen	TZM 250 MVS Yamaha	10:13:00
9	34	1:46.335	4	Ezequiel Iturrioz	HKR EVO2 R	10:13:39
10	21	1:44.820	4	Jerry Van de Bunt	Happeck Rotax 449	10:14:24
11	21	1:43.695	7	Jerry Van de Bunt	Happeck Rotax 449	10:19:46

Summary of best laptimes per class

Nbr	Name / Team name	Car	Cls	Fastest Laptime	In	Speed
21	Jerry Van de Bunt	Happeck Rotax 449	ESA	1:43.695	7	138.87
28	Arie Vos	KTM 690 Duke	690	1:45.671	8	136.27

Battle of the LowLands 2016

European Supermono - Training 2

18 - 19 June 2016
Zolder - 4000 mtr.


Pos	Nbr	Name	Motorcycle	Cls	PlC	Fastest	In	Gap	Diff	Laps	Km/h
1	56	Jocelyn Henry	Honda/720cc	ESA	1	1:58.704	10			10	121.31
2	28	Arie Vos	KTM 690 Duke	690	1	2:00.010	8	1.306	1.306	9	119.99
3	58	Lukas Wimmer	HKR EVO2 R	ESA	2	2:01.380	8	2.676	1.370	9	118.64
4	34	Ezequiel Iturrioz	HKR EVO2 R	ESA	3	2:01.480	9	2.776	0.100	11	118.54
5	70	Edwin De Moor	KTM 690 Duke	690	2	2:05.111	8	6.407	3.631	9	115.10
6	22	Joris De Man	Pami BMW	ESA	4	2:06.276	7	7.572	1.165	9	114.04
7	111	Mike Velthuisen	TZM 250 MVS Yamaha	ESA	5	2:06.659	9	7.955	0.383	10	113.69
8	21	Jerry Van de Bunt	Happeck Rotax 449	ESA	6	2:08.021	5	9.317	1.362	5	112.48
9	18	Libor Kamenicky	Mali Ahra 800	ESA	7	2:13.004	8	14.300	4.983	9	108.27
10	131	Olivier Collet	KTM 690 Duke R	ESA	8	2:13.697	6	14.993	0.693	7	107.71
11	15	Michael Verbrugge	KTM 690 Duke	690	3	2:13.827	8	15.123	0.130	9	107.60
12	5	Johann Karl	KTM-JK01	ESA	9	2:14.573	6	15.869	0.746	7	107.01
13	23	Dustin Gerken	HKR EVO2	ESA	10	2:14.846	9	16.142	0.273	9	106.79
14	72	Fabian Junge	KTM Duke 797	ESA	11	2:14.994	4	16.290	0.148	9	106.67
15	89	David Legalle	J2L BMW/Pami	ESA	12	2:15.065	2	16.361	0.071	4	106.62
16	9	Robert Schotman	KTM 690 Duke	690	4	2:16.621	8	17.917	1.556	9	105.40
17	60	Rintje Ritsma	KTM 690 Duke	690	5	2:18.901	8	20.197	2.280	8	103.67
18	117	Nick Weidemann	HKR EVO2 R	ESA	13	2:19.001	3	20.297	0.100	4	103.60
19	69	Frank Schouren	PGR-Pami-BMW	ESA	14	2:19.022	8	20.318	0.021	9	103.58
20	35	Allard Kerkhoven	KTM 690 Duke	690	6	2:19.036	5	20.332	0.014	6	103.57
21	124	Djim Ulrich	KTM Duke Battle	690	7	2:19.310	6	20.606	0.274	7	103.37
22	84	Bram Lambrechts	KTM 690 Duke	690	8	2:19.939	5	21.235	0.629	5	102.90
23	8	Bruno Collin	450 RS TVX	ESA	15	2:23.261	2	24.557	3.322	3	100.52
24	24	Alex Michel	MZ/Aprilia 750	ESA	16	2:24.020	3	25.316	0.759	4	99.99
25	67	Renato Lybaert	KTM 690/2012	ESA	17	2:24.740	8	26.036	0.720	9	99.49
26	41	Jasper Iwema		690	9	2:25.583	3	26.879	0.843	4	98.91
27	121	Mervyn Verploegen	KTM 690 Duke	690	10	2:32.735	7	34.031	7.152	8	94.28
28	118	Ryan Van Lagemaat	KTM 690 Duke	690	11	2:33.555	3	34.851	0.820	5	93.78
29	51	Ryan Vos	KTM 690 Duke	690	12	2:37.389	6	38.685	3.834	6	91.49
30	46	Gorden Hensel	HKR EVO2 R	ESA	18					2	0.00
31	62	Jared Schultz	KTM RC 390	ESA	19					2	0.00
32	40	Mario Wilhelm	MZ	ESA	20					1	0.00

Fastest time : 1:58.704 in lap 10 by nbr. 56 : Jocelyn Henry (Honda/720cc)

Publication-time

Results and Laptimes : raceresults.nu

Timekeeping by : RSTime by Timeservice.nl

Koersdirecteur	Steward	Timekeeper	
Kurt Van Borm		Marcel Lambrechts - TimeService	
Page 1 of 1	Results remain provisional pending technical examination and decisions from the stewards of the meeting		

Battle of the LowLands 2016

European Supermono - Training 2

18 - 19 June 2016
Zolder - 4000 mtr.

Supermono 690 battle

Pos	Nbr	Name	Motorcycle	Fastest	In	Gap	Diff	Laps	Km/h
1	28	Arie Vos	KTM 690 Duke	2:00.010	8			9	119.99
2	70	Edwin De Moor	KTM 690 Duke	2:05.111	8	5.101	5.101	9	115.10
3	15	Michael Verbrugghe	KTM 690 Duke	2:13.827	8	13.817	8.716	9	107.60
4	9	Robert Schotman	KTM 690 Duke	2:16.621	8	16.611	2.794	9	105.40
5	60	Rintje Ritsma	KTM 690 Duke	2:18.901	8	18.891	2.280	8	103.67
6	35	Allard Kerkhoven	KTM 690 Duke	2:19.036	5	19.026	0.135	6	103.57
7	124	Djim Ulrich	KTM Duke Battle	2:19.310	6	19.300	0.274	7	103.37
8	84	Bram Lambrechts	KTM 690 Duke	2:19.939	5	19.929	0.629	5	102.90
9	41	Jasper Iwema		2:25.583	3	25.573	5.644	4	98.91
10	121	Mervyn Verploegen	KTM 690 Duke	2:32.735	7	32.725	7.152	8	94.28
11	118	Ryan Van Lagemaat	KTM 690 Duke	2:33.555	3	33.545	0.820	5	93.78
12	51	Ryan Vos	KTM 690 Duke	2:37.389	6	37.379	3.834	6	91.49

Supermono ESA Cup



Pos	Nbr	Name	Motorcycle	Fastest	In	Gap	Diff	Laps	Km/h
1	56	Jocelyn Henry	Honda/720cc	1:58.704	10			10	121.31
2	58	Lukas Wimmer	HKR EVO2 R	2:01.380	8	2.676	2.676	9	118.64
3	34	Ezequiel Iturrioz	HKR EVO2 R	2:01.480	9	2.776	0.100	11	118.54
4	22	Joris De Man	Pami BMW	2:06.276	7	7.572	4.796	9	114.04
5	111	Mike Velthuisen	TZM 250 MVS Yamaha	2:06.659	9	7.955	0.383	10	113.69
6	21	Jerry Van de Bunt	Happeck Rotax 449	2:08.021	5	9.317	1.362	5	112.48
7	18	Libor Kamenicky	Mali Ahra 800	2:13.004	8	14.300	4.983	9	108.27
8	131	Olivier Collet	KTM 690 Duke R	2:13.697	6	14.993	0.693	7	107.71
9	5	Johann Karl	KTM-JK01	2:14.573	6	15.869	0.876	7	107.01
10	23	Dustin Gerken	HKR EVO2	2:14.846	9	16.142	0.273	9	106.79
11	72	Fabian Junge	KTM Duke 797	2:14.994	4	16.290	0.148	9	106.67
12	89	David Legalle	J2L BMW/Pami	2:15.065	2	16.361	0.071	4	106.62
13	117	Nick Weidemann	HKR EVO2 R	2:19.001	3	20.297	3.936	4	103.60
14	69	Frank Schouren	PGR-Pami-BMW	2:19.022	8	20.318	0.021	9	103.58
15	8	Bruno Collin	450 RS TVX	2:23.261	2	24.557	4.239	3	100.52
16	24	Alex Michel	MZ/Aprilia 750	2:24.020	3	25.316	0.759	4	99.99
17	67	Renato Lybaert	KTM 690/2012	2:24.740	8	26.036	0.720	9	99.49
18	46	Gorden Hensel	HKR EVO2 R					2	0.00
19	62	Jared Schultz	KTM RC 390					2	0.00
20	40	Mario Wilhelm	MZ					1	0.00

Fastest time : 1:58.704 in lap 10 by nbr. 56 : Jocelyn Henry (Honda/720cc)

Publication-time

Results and Laptimes : raceresults.nu

Timekeeping by : RSTime by Timeservice.nl

Koersdirecteur	Steward	Timekeeper	
Kurt Van Borm		 Marcel Lambrechts - TimeService	
Page 1 of 1	Results remain provisional pending technical examination and decisions from the stewards of the meeting		

Battle of the LowLands 2016

Combined result - European Supermono

Revision 1

18 - 19 June 2016
Zolder - 4000 mtr.



Pos	Nbr	Cls	PIC	Name	Motorcycle	Qual-1	Qual-2	Fastest	Gap
1	21	ESA	1	Jerry Van de Bunt	Happeck Rotax 449	1:43.695	2:08.021	1:43.695	
2	58	ESA	2	Lukas Wimmer	HKR EVO2 R	1:44.870	2:01.380	1:44.870	1.175
3	34	ESA	3	Ezequiel Iturrioz	HKR EVO2 R	1:45.121	2:01.480	1:45.121	1.426
4	28	690	1	Arie Vos	KTM 690 Duke	1:45.671	2:00.010	1:45.671	1.976
5	111	ESA	4	Mike Velthuisen	TZM 250 MVS Yamaha	1:46.454	2:06.659	1:46.454	2.759
6	9	690	2	Robert Schotman	KTM 690 Duke	1:46.870	2:16.621	1:46.870	3.175
7	84	690	3	Bram Lambrechts	KTM 690 Duke	1:47.379	2:19.939	1:47.379	3.684
8	2	ESA	5	Josef Frauenschuh	KTM-JF-Supermono	1:47.919		1:47.919	4.224
9	15	690	4	Michael Verbrugghe	KTM 690 Duke	1:47.982	2:13.827	1:47.982	4.287
10	41	690	5	Jasper Iwema		1:48.011	2:25.583	1:48.011	4.316
11	56	ESA	6	Jocelyn Henry	Honda/720cc	1:48.314	1:58.704	1:48.314	4.619
12	35	690	6	Allard Kerkhoven	KTM 690 Duke	1:48.701	2:19.036	1:48.701	5.006
13	117	ESA	7	Nick Weidemann	HKR EVO2 R	1:49.164	2:19.001	1:49.164	5.469
14	124	690	7	Djim Ulrich	KTM Duke Battle	1:49.432	2:19.310	1:49.432	5.737
15	118	690	8	Ryan Van Laqemaat	KTM 690 Duke	1:50.136	2:33.555	1:50.136	6.441
16	22	ESA	8	Joris De Man	Pami BMW	1:50.821	2:06.276	1:50.821	7.126
17	89	ESA	9	David Legalle	J2L BMW/Pami	1:51.120	2:15.065	1:51.120	7.425
18	5	ESA	10	Johann Karl	KTM-JK01	1:51.483	2:14.573	1:51.483	7.788
19	46	ESA	11	Gorden Hensel	HKR EVO2 R	1:52.030		1:52.030	8.335
20	121	690	9	Mervyn Verploegen	KTM 690 Duke	1:52.060	2:32.735	1:52.060	8.365
21	70	690	10	Edwin De Moor	KTM 690 Duke	1:52.286	2:05.111	1:52.286	8.591
22	60	690	11	Rintje Ritsma	KTM 690 Duke	1:52.643	2:18.901	1:52.643	8.948
23	8	ESA	12	Bruno Collin	450 RS TVX	1:53.298	2:23.261	1:53.298	9.603
24	37	ESA	13	Lutz Pfeifer	Yamaha 450	1:53.396		1:53.396	9.701
25	69	ESA	14	Frank Schouren	PGR-Pami-BMW	1:53.852	2:19.022	1:53.852	10.157
26	74	690	12	Jeroen Vijfeijke	KTM 690 Duke	1:54.700		1:54.700	11.005
27	18	ESA	15	Libor Kamenicky	Mali Ahra 800	1:54.900	2:13.004	1:54.900	11.205
28	72	ESA	16	Fabian Junge	KTM Duke 797	1:55.218	2:14.994	1:55.218	11.523
29	67	ESA	17	Renato Lybaert	KTM 690/2012	1:56.247	2:24.740	1:56.247	12.552
30	131	ESA	18	Olivier Collet	KTM 690 Duke R	1:56.890	2:13.697	1:56.890	13.195
31	40	ESA	19	Mario Wilhelm	MZ	1:57.657		1:57.657	13.962
32	24	ESA	20	Alex Michel	MZ/Aprilia 750	1:58.251	2:24.020	1:58.251	14.556
33	96	ESA	21	Tycho Wedman	HKR EVO2 R	2:00.474		2:00.474	16.779
34	62	ESA	22	Jared Schultz	KTM RC 390	2:00.504		2:00.504	16.809
35	23	ESA	23	Dustin Gerken	HKR EVO2	2:00.826	2:14.846	2:00.826	17.131
36	51	690	13	Ryan Vos	KTM 690 Duke	2:01.961	2:37.389	2:01.961	18.266

Fastest time : 1:58.704 in lap 10 by nbr. 56 : Jocelyn Henry (Honda/720cc)

Publication-time

Results and Laptimes : raceresults.nu

Timekeeping by : RSTime by Timeservice.nl

Koersdirecteur	Steward]	Timekeeper	
Kurt Van Borm		 Marcel Lambrechts - TimeService	
Page 1 of 1	Results remain provisional pending technical examination and decisions from the stewards of the meeting		

Battle of the LowLands 2016

European Supermono - Training 2 Laptimes

18 - 19 June 2016
Zolder - 4000 mtr.

Nbr	Name / Team name	1	2	3	4	5	6	7	8	9	10	11	12	13	14	15
5	Johann Karl	2:48.296	2:29.512	2:24.767	2:21.468	2:15.737	2:14.573	2:37.445								
8	Bruno Collin	2:40.792	2:23.261	2:39.363												
9	Robert Schotman	2:31.389	2:25.972	2:23.185	2:21.706	2:17.645	2:17.729	2:17.988	2:16.621	2:30.982						
15	Michael Verbrugghe	2:32.124	2:20.861	2:17.962	2:18.969	2:17.009	2:16.838	2:14.551	2:13.827	2:26.630						
18	Libor Kamenicky	2:44.225	2:32.352	2:23.843	2:18.509	2:15.822	2:16.216	2:15.590	2:13.004	2:30.172						
21	Jery Van de Bunt	2:47.018	4:10.710	4:29.081	2:10.173	2:08.021										
22	Joris De Man	2:20.673	2:12.207	2:12.628	2:12.370	2:07.326	2:06.857	2:06.276	2:11.508	2:29.623						
23	Dustin Gerken	2:36.593	2:32.913	2:23.123	2:18.723	2:21.682	2:17.387	2:17.483	2:16.592	2:14.846						
24	Alex Michel	2:39.245	2:25.576	2:24.020	2:40.129											
28	Arie Vos	2:29.666	2:11.281	2:05.986	2:04.247	2:02.976	2:04.521	2:03.319	2:00.010	2:00.202						
34	Ezequiel Iturrioz	2:17.637	2:08.030	2:03.936	2:05.695	2:03.667	2:03.015	2:03.809	2:02.262	2:01.480	2:01.815	2:21.408				
35	Allard Kerkhoven	2:38.995	2:25.725	2:23.888	2:21.861	2:19.036	2:32.723									
40	Mario Wilhelm	3:17.573														
41	Jasper Iwema	2:42.770	2:26.631	2:25.583	2:51.813											
46	Gorden Hensel	3:07.978	3:31.933													
51	Ryan Vos	2:43.665	2:47.881	3:30.468	4:18.353	2:41.944	2:37.389									
56	Jocelyn Henry	2:12.025	2:06.819	2:11.868	2:03.506	2:04.630	2:03.854	2:05.843	2:02.547	2:00.736	1:58.704					
58	Lukas Wimmer	2:25.061	2:15.052	2:13.422	2:05.571	2:04.150	2:02.813	2:03.600	2:01.380	2:27.691						
60	Rintje Ritsma	2:37.159	2:25.376	2:23.596	2:22.680	2:19.029	2:21.231	2:20.625	2:18.901							
62	Jared Schultz	2:49.713	2:57.605													
67	Renato Lybaert	2:29.679	2:25.885	2:27.621	2:31.159	2:28.533	2:28.528	2:27.983	2:24.740	2:42.439						
69	Frank Schouren	2:34.758	2:25.046	2:23.988	2:26.997	2:22.823	2:24.357	2:19.193	2:19.022	2:30.292						
70	Edwin De Moor	2:28.718	2:14.431	2:11.681	2:07.863	2:06.418	2:08.727	2:07.314	2:05.111	2:06.054						
72	Fabian Junge	2:34.535	2:19.933	2:16.562	2:14.994	2:16.029	2:15.986	2:16.100	2:15.321	2:32.068						
84	Bram Lambrechts	2:32.588	2:23.693	2:23.358	2:21.732	2:19.939										
89	David Legalle	2:28.862	2:15.065	2:17.396	2:32.498											
111	Mike Velthuisen	2:30.872	2:14.986	2:17.284	2:17.378	2:16.019	2:10.529	2:11.855	2:09.110	2:06.659	2:07.941					
117	Nick Weidemann	2:29.374	2:24.530	2:19.001	2:29.001											
118	Ryan Van Lagemaat	2:40.569	2:35.454	2:33.555	2:37.232	2:47.558										
121	Mervyn Verpbegen	2:45.496	3:00.849	2:38.159	2:34.050	2:34.247	2:34.013	2:32.735	2:40.002							
124	Djim Ulrich	2:37.268	2:36.330	5:36.967	2:21.277	2:19.735	2:19.310	2:33.620								
131	Olivier Collet	2:47.862	2:22.775	2:18.674	2:37.264	3:42.008	2:13.697	2:27.660								

Battle of the Lowlands 2016

European Supermono - Training 2

18 - 19 June 2016
Zolder - 4000 mtr.

Pos	Nbr	Name / Team name	Sector 1			Sector 2			Sector 3			Theoretical best	Actual best	In
			time	Lap	pos	time	Lap	pos	time	Lap	pos			
1	56	Jocelyn Henry	38.729	10	1	44.523	10	1	35.420	8	1	1:58.672	1:58.704	10
2	28	Arie Vos	39.465	9	3	44.548	8	2	35.559	8	2	1:59.572	2:00.010	8
3	58	Lukas Wimmer	39.944	8	4	45.345	6	4	36.054	8	4	2:01.343	2:01.380	8
4	34	Ezequiel Iturrioz	39.189	10	2	45.050	9	3	35.927	8	3	2:00.166	2:01.480	9
5	70	Edwin De Moor	40.158	8	5	47.336	5	7	37.235	8	6	2:04.729	2:05.111	8
6	22	Joris De Man	41.767	6	7	46.860	5	5	37.165	7	5	2:05.792	2:06.276	7
7	111	Mike Velthuisen	41.311	11	6	47.431	9	8	37.252	10	7	2:05.994	2:06.659	9
8	21	Jerry Van de Bunt	42.374	5	8	46.973	5	6	38.674	5	9	2:08.021	2:08.021	5
9	18	Libor Kamenicky	44.264	9	11	49.342	8	9	38.295	8	8	2:11.901	2:13.004	8
10	131	Olivier Collet	44.526	6	14	50.421	6	15	38.750	6	10	2:13.697	2:13.697	6
11	15	Michael Verbrugghe	45.277	8	17	49.452	9	10	38.825	7	11	2:13.554	2:13.827	8
12	5	Johann Karl	44.399	7	12	50.146	6	13	39.811	6	15	2:14.356	2:14.573	6
13	23	Dustin Gerken	43.209	9	9	51.353	9	18	40.284	9	18	2:14.846	2:14.846	9
14	72	Fabian Junge	44.031	5	10	49.619	9	11	39.634	4	14	2:13.284	2:14.994	4
15	89	David Legalle	44.504	2	13	51.097	3	17	39.182	2	13	2:14.783	2:15.065	2
16	9	Robert Schotman	46.114	9	20	50.943	8	16	39.047	8	12	2:16.104	2:16.621	8
17	60	Rintje Ritsma	46.456	6	21	51.591	5	19	40.271	8	17	2:18.318	2:18.901	8
18	117	Nick Weidemann	45.647	4	19	50.378	4	14	40.202	3	16	2:16.227	2:19.001	3
19	69	Frank Schouren	45.303	8	18	49.670	9	12	40.404	7	20	2:15.377	2:19.022	8
20	35	Allard Kerkhoven	46.870	6	23	51.777	5	20	40.381	5	19	2:19.028	2:19.036	5
21	124	Djim Ulrich	44.939	5	15	52.318	6	22	40.759	6	22	2:18.016	2:19.310	6
22	84	Bram Lambrechts	46.746	6	22	51.788	5	21	40.714	5	21	2:19.248	2:19.939	5
23	8	Bruno Collin	45.118	2	16	54.779	3	25	42.693	1	26	2:22.590	2:23.261	2
24	24	Alex Michel	47.733	4	24	53.089	3	23	41.303	3	23	2:22.125	2:24.020	3
25	67	Renato Lybaert	47.892	8	25	53.565	9	24	42.594	8	25	2:24.051	2:24.740	8
26	41	Jasper Iwema	48.656	4	26	55.016	3	26	41.904	3	24	2:25.576	2:25.583	3
27	121	Mervyn Verploegen	50.258	8	27	56.323	8	27	43.512	7	27	2:30.093	2:32.735	7
28	118	Ryan Van Lagemaat	51.499	3	29	56.913	3	28	45.069	4	29	2:33.481	2:33.555	3
29	51	Ryan Vos	50.285	2	28	58.948	2	30	44.932	1	28	2:34.165	2:37.389	6
30	46	Gorden Hensel				58.420	2	29						
31	62	Jared Schultz	54.551	2	30	1:00.036	2	31	48.158	1	30	2:42.745		
32	40	Mario Wilhelm				1:07.463	1	32						

Battle of the LowLands 2016

Heat name : European Supermono - Training 2
 Heat Date : 18 June 2016
 Weather :
 Circuit name : Zolder - 4000 mtr.

Participants Started	: 32	Participants Classified	: 32
Participants Finished	: 0	Participants Not Classified	: 8
Participants Not Finished	: 32		

Green flag at	: 13:39:46	Heat recording start time	: 13:37:55
Finish flag waved at	:	Heat recording end time	: 14:04:10
Total time under Green	: 24:24	Total of All Laps in Heat	: 218
Number of cautions	: 0	Total time under Yellow	: 00:00:00
Number of code-60's	: 0	Total time under Code-60	: 00:00:00

Summary of winners per class

Nbr	Name / Team name	Car	Cls	Fastest Laptime	In	Avg. Speed	Laps	Race Time
-----	------------------	-----	-----	-----------------	----	------------	------	-----------

Best Lap time history during the Heat

#	Nbr	lap time	in lap	Name	Car	time of day
1	34	2:08.030	2	Ezequiel Iturrioz	HKR EVO2 R	13:44:37
2	56	2:06.819	2	Jocelyn Henry	Honda/720cc	13:45:24
3	34	2:03.936	3	Ezequiel Iturrioz	HKR EVO2 R	13:46:40
4	56	2:03.506	4	Jocelyn Henry	Honda/720cc	13:49:40
5	34	2:03.015	6	Ezequiel Iturrioz	HKR EVO2 R	13:52:53
6	28	2:02.976	5	Arie Vos	KTM 690 Duke	13:53:48
7	58	2:02.813	6	Lukas Wimmer	HKR EVO2 R	13:53:49
8	34	2:02.262	8	Ezequiel Iturrioz	HKR EVO2 R	13:56:59
9	58	2:01.380	8	Lukas Wimmer	HKR EVO2 R	13:57:54
10	28	2:00.010	8	Arie Vos	KTM 690 Duke	13:59:56
11	56	1:58.704	10	Jocelyn Henry	Honda/720cc	14:01:56

Summary of best laptimes per class

Nbr	Name / Team name	Car	Cls	Fastest Laptime	In	Speed
28	Arie Vos	KTM690 Duke	690	2:00.010	8	119.99
56	Jocelyn Henry	Honda/720cc	ESA	1:58.704	10	121.31

Battle of the LowLands 2016

European Supermono
Result of Race 1

18 - 19 June 2016
Zolder - 4000 mtr.

Started: 33 Not Started: 7 Classified: 26 Not Classified: 14

Pos	Nbr	Name	Motorcycle	Cls	PIC	Gap	Total time	Fastest	In	Avg. Speed
1	28	Arie Vos (NED)	KTM 690 Duke	690	1	-- 8 laps --	16:07.589	1:58.077	4	119.05
2	58	Lukas Wimmer (AUT)	HKR EVO2 R	ESA	1	1.985	16:09.574	1:58.868	4	118.81
3	21	Jerry Van de Bunt (NED)	Happeck Rotax 449	ESA	2	31.322	16:38.911	2:01.934	8	115.32
4	70	Edwin De Moor (NED)	KTM 690 Duke	690	2	32.019	16:39.608	2:02.026	8	115.24
5	22	Joris De Man (NED)	Pami BMW	ESA	3	50.272	16:57.861	2:03.383	4	113.17
6	89	David Legalle (FRA)	J2L BMW/Pami	ESA	4	52.614	17:00.203	2:02.693	8	112.91
7	117	Nick Weidemann (DEU)	HKR EVO2 R	ESA	5	53.181	17:00.770	2:05.459	4	112.85
8	2	Josef Frauenschuh (AUT)	KTM-JF-Supermono	ESA	6	58.590	17:06.179	2:04.952	2	112.26
9	46	Gorden Hensel (DEU)	HKR EVO2 R	ESA	7	1:16.618	17:24.207	2:06.578	8	110.32
10	131	Olivier Collet (FRA)	KTM 690 Duke R	ESA	8	1:44.310	17:51.899	2:08.108	4	107.47
11	24	Alex Michel (DEU)	MZ/Aprilia 750	ESA	9	1:48.157	17:55.746	2:11.909	8	107.08
12	5	Johann Karl (DEU)	KTM-JK01	ESA	10	1:50.306	17:57.895	2:10.896	5	106.87
13	37	Lutz Pfeifer (DEU)	Yamaha 450	ESA	11	2:02.043	18:09.632	2:07.234	8	105.72
14	69	Frank Schouren (NED)	PGR-Pami-BMW	ESA	12	2:05.933	18:13.522	2:09.252	8	105.34
15	23	Dustin Gerken (DEU)	HKR EVO2	ESA	13	2:09.200	18:16.789	2:11.422	4	105.03
16	18	Libor Kamenicky (CZE)	Mali Ahra 800	ESA	14	2:11.524	18:19.113	2:12.619	4	104.81
17	15	Michael Verbrugghe (BEL)	KTM 690 Duke	690	3	2:11.689	18:19.278	2:13.836	4	104.79
18	8	Bruno Collin (FRA)	450 RS TVX	ESA	15	-- 7 laps --	16:07.932	2:14.283	3	104.13
19	67	Renato Lybaert (BEL)	KTM 690/2012	ESA	16	1.758	16:09.690	2:13.472	4	103.95
20	35	Allard Kerkhoven (NED)	KTM 690 Duke	690	4	3.724	16:11.656	2:16.115	7	103.74
21	84	Bram Lambrechts (BEL)	KTM 690 Duke	690	5	6.719	16:14.651	2:16.810	7	103.42
22	60	Rintje Ritsma (NED)	KTM 690 Duke	690	6	9.524	16:17.456	2:16.525	7	103.12
23	118	Ryan Van Lagemaat (NED)	KTM 690 Duke	690	7	49.145	16:57.077	2:20.006	7	99.10
24	121	Mervyn Verploegen (NED)	KTM 690 Duke	690	8	1:11.519	17:19.451	2:24.105	3	96.97
25	62	Jared Schultz (KSA)	KTM RC 390	ESA	17	1:46.968	17:54.900	2:26.888	3	93.77
26	124	Djim Ulrich (NED)	KTM Duke Battle	690	9	-- 6 laps --	16:59.884	2:21.672	3	84.71


Not Classified Did not Finish Or Classification Limit (75% of 8 Laps) = 6 Laps										
DNF	72	Fabian Junge (DEU)	KTM Duke 797	ESA		-- 8 laps --	19:37.921	2:11.462	4	97.79
DNF	56	Jocelyn Henry (FRA)	Honda/720cc	ESA		-- 5 laps --	9:56.329	1:56.906	2	120.73
DNF	34	Ezequiel Iturrioz (ARG)	HKR EVO2 R	ESA		-- 4 laps --	9:18.582	1:58.176	2	103.11
DNF	40	Mario Wilhelm (DEU)	MZ	ESA			44.064	10:02.646	3	95.57
DNF	41	Jasper Iwema (NED)		690		-- 2 laps --	5:13.895			91.75
DNF	51	Ryan Vos (NLD)	KTM 690 Duke	690			11.253	5:25.148		88.57
DNF	9	Robert Schotman (NED)	KTM 690 Duke	690						

Fastest time : 1:56.906 in lap 2 by nbr. 56 : Jocelyn Henry (Honda/720cc)

Publication-time

Results and Laptimes : raceresults.nu

Timekeeping by : RSTime by Timeservice.nl

Koersdirecteur	Steward	Timekeeper	
Kurt Van Borm		Marcel Lambrechts - TimeService	
Page 1 of 1	Provisional		

Battle of the LowLands 2016

European Supermono - Race 1
Result of Race 1

18 - 19 June 2016
Zolder - 4000 mtr.

Supermono 690 battle

Started: 12 Not Started: 1 Classified: 9 Not Classified: 4

Pos	Nbr	Name	Motorcycle	Gap	Diff	Total time	Fastest	In
1	28	Arie Vos (NED)	KTM 690 Duke	-- 8 laps --		16:07.589	1:58.077	4
2	70	Edwin De Moor (NED)	KTM 690 Duke	32.019	32.019	16:39.608	2:02.026	8
3	15	Michael Verbrugge (BEL)	KTM 690 Duke	2: 11.689	1:39.670	18:19.278	2:13.836	4
4	35	Allard Kerkhoven (NED)	KTM 690 Duke	-- 7 laps --		16:11.656	2:16.115	7
5	84	Bram Lambrechts (BEL)	KTM 690 Duke	2.995	2.995	16:14.651	2:16.810	7
6	60	Rintje Ritsma (NED)	KTM 690 Duke	5.800	2.805	16:17.456	2:16.525	7
7	118	Ryan Van Lagemaat (NED)	KTM 690 Duke	45.421	39.621	16:57.077	2:20.006	7
8	121	Mervyn Verploegen (NED)	KTM 690 Duke	1:07.795	22.374	17:19.451	2:24.105	3
9	124	Djim Ulrich (NED)	KTM Duke Battle	-- 6 laps --		16:59.884	2:21.672	3
Not Classified Did not Finish Or Classification Limit (75% of 8 Laps) = 6 Laps								
DNF	41	Jasper Iwema (NED)		-- 2 laps --		5:13.895		
DNF	51	Ryan Vos (NLD)	KTM 690 Duke	11.253	11.253	5:25.148		
DNF	9	Robert Schotman (NED)	KTM 690 Duke					

Supermono ESA Cup

Started: 21 Not Started: 6 Classified: 17 Not Classified: 10

Pos	Nbr	Name	Motorcycle	Gap	Diff	Total time	Fastest	In
1	58	Lukas Wimmer (AUT)	HKREVO2 R	-- 8 laps --		16:09.574	1:58.868	4
2	21	Jerry Van de Bunt (NED)	Happeck Rotax 449	29.337	29.337	16:38.911	2:01.934	8
3	22	Joris De Man (NED)	Pami BMW	48.287	18.950	16:57.861	2:03.383	4
4	89	David Legalle (FRA)	J2L BMW/Pami	50.629	2.342	17:00.203	2:02.693	8
5	117	Nick Weidemann (DEU)	HKREVO2 R	51.196	0.567	17:00.770	2:05.459	4
6	2	Josef Frauenschuh (AUT)	KTM-JF-Supermono	56.605	5.409	17:06.179	2:04.952	2
7	46	Gorden Hensei (DEU)	HKREVO2 R	1: 14.633	18.028	17:24.207	2:06.578	8
8	131	Olivier Collet (FRA)	KTM 690 Duke R	1: 42.325	27.692	17:51.899	2:08.108	4
9	24	Alex Michel (DEU)	MZ/Aprilia 750	1: 46.172	3.847	17:55.746	2:11.909	8
10	5	Johann Karl (DEU)	KTM-JK01	1: 48.321	2.149	17:57.895	2:10.896	5
11	37	Lutz Pfeifer (DEU)	Yamaha 450	2:00.058	11.737	18:09.632	2:07.234	8
12	69	Frank Schouren (NED)	PGR-Pami-BMW	2:03.948	3.890	18:13.522	2:09.252	8
13	23	Dustin Gerken (DEU)	HKREVO2	2:07.215	3.267	18:16.789	2:11.422	4
14	18	Libor Kamenicky (CZE)	Mali A hra 800	2:09.539	2.324	18:19.113	2:12.619	4
15	8	Bruno Collin (FRA)	450 RSTVX	-- 7 laps --		16:07.932	2:14.283	3
16	67	Renato Lybaert (BEL)	KTM 690/2012	1.758	1.758	16:09.690	2:13.472	4
17	62	Jared Schultz (KSA)	KTM RC 390	1: 46.968	1:45.210	17:54.900	2:26.888	3
Not Classified Did not Finish Or Classification Limit (75% of 8 Laps) = 6 Laps								
DNF	72	Fabian Junge (DEU)	KTM Duke 797	-- 8 laps --		19:37.921	2:11.462	4
DNF	56	Jocelyn Henry (FRA)	Honda/720cc	-- 5 laps --		9:56.329	1:56.906	2
DNF	34	Ezequiel Iturrioz (ARG)	HKREVO2 R	-- 4 laps --		9:18.582	1:58.176	2
DNF	40	Mario Wilhelm (DEU)	MZ	44.064	44.064	10:02.646	2:18.048	3



All participants are qualified. The max Qualification Time (0% of 0.000 = 0.000) was not exceeded.

Fastest time : 1:56.906 in lap 2 by nbr. 56 : Jocelyn Henry (Honda/720cc)

Publication-time

Results and Laptimes : raceresults.nu

Timekeeping by : RSTime by Timeservice.nl

Koersdirecteur	Steward	Timekeeper	
Kurt Van Borm		 Marcel Lambrechts - TimeService	
Page 1 of 1	Provisional		

Battle of the LowLands 2016

European Supermono
Laptimes

18 - 19 June 2016
Zolder - 4000 mtr.

Nbr	Name / Team name	1	2	3	4	5	6	7	8	9	10	11	12	13	14	15
2	Josef Frauenschuh	2:09.855	2:04.952	2:06.454	2:07.436	2:11.408	2:10.396	2:06.993	2:05.597							
5	Johann Karl	2:23.546	2:13.321	2:12.012	2:10.945	2:10.896	2:13.082	2:15.154	2:14.658							
8	Bruno Collin	2:22.503	2:16.770	2:14.283	2:15.807	2:19.561	2:18.536	2:15.324								
9	Robert Schotman															
15	Michael Verbrugge	2:21.538	2:15.879	2:16.909	2:13.836	2:15.748	2:18.173	2:16.810	2:17.179							
18	Libor Kamericky	2:26.295	2:16.938	2:12.742	2:12.619	2:16.527	2:20.446	2:13.975	2:14.506							
21	Jerry Van de Bunt	2:09.605	2:05.955	2:05.773	2:02.865	2:02.578	2:04.243	2:03.913	2:01.934							
22	Joris De Man	2:07.758	2:06.296	2:05.481	2:03.383	2:08.633	2:05.842	2:09.129	2:07.305							
23	Dustin Gerken	2:27.528	2:17.310	2:12.963	2:11.422	2:15.963	2:18.474	2:13.983	2:13.048							
24	Alex Michel	2:19.628	2:13.039	2:13.252	2:12.936	2:12.473	2:13.762	2:13.039	2:11.909							
28	Arie Vos	2:02.741	1:59.584	1:58.831	1:58.077	1:59.647	2:01.711	2:02.287	2:02.503							
34	Ezequiel Iturriz	2:01.988	1:58.176	2:31.749	2:44.493											
35	Allard Kerkhoven	2:18.813	2:17.303	2:16.979	2:16.529	2:19.147	2:22.918	2:16.115								
37	Lutz Pfeifer	2:26.868	2:22.260	2:14.020	2:13.282	2:13.082	2:16.199	2:11.874	2:07.234							
40	Mario Wilhelm	2:28.953	2:23.236	2:18.048	2:46.349											
41	Jasper Iwema	2:24.431	2:45.912													
46	Gorden Hensel	2:18.784	2:11.513	2:09.776	2:09.848	2:08.904	2:07.515	2:06.795	2:06.578							
51	Ryan Vos	2:32.000	2:46.682													
56	Jocelyn Henry	2:02.185	1:56.906	1:58.429	1:57.096	1:58.159										
58	Lukas Wimmer	2:04.139	1:59.615	1:58.878	1:58.868	1:59.277	2:04.196	2:00.702	2:01.757							
60	Rintje Ritsma	2:26.059	2:17.904	2:18.377	2:16.599	2:18.692	2:18.676	2:16.525								
62	Jared Schultz	2:31.201	2:27.999	2:26.888	2:29.242	2:39.295	2:37.942	2:36.415								
67	Renato Lybaert	2:26.913	2:18.094	2:15.627	2:13.472	2:16.394	2:17.359	2:16.241								
69	Frank Schouren	2:28.185	2:17.337	2:12.566	2:12.071	2:17.974	2:17.797	2:13.164	2:09.252							
70	Edwin De Moor	2:11.747	2:05.470	2:03.463	2:02.907	2:02.666	2:03.506	2:03.090	2:02.026							
72	Fabian Junge	2:23.385	2:12.934	2:12.270	2:11.462	2:12.454	2:13.206	2:12.155	3:54.371							
84	Bram Lambrechts	2:23.654	2:19.622	2:17.401	2:17.992	2:18.431	2:17.799	2:16.810								
89	David Legalle	2:20.383	2:07.658	2:06.029	2:07.173	2:04.717	2:03.580	2:03.599	2:02.693							
117	Nick Weidemann	2:10.546	2:06.493	2:05.514	2:05.459	2:09.293	2:08.295	2:06.174	2:05.608							
118	Ryan Van Lagemaat	2:28.617	2:26.190	2:24.065	2:28.283	2:22.873	2:23.134	2:20.006								
121	Mervyn Verpbegen	2:28.374	2:24.837	2:24.105	2:30.466	2:30.345	2:28.407	2:28.336								
124	Djim Ulrich	5:03.437	2:22.203	2:21.672	2:22.738	2:23.115	2:23.365									
131	Olivier Cdlet	2:27.916	2:15.464	2:09.066	2:08.108	2:11.224	2:10.962	2:10.400	2:13.426							

Battle of the Lowlands 2016

European Supermono Sector analyse

18 - 19 June 2016
Zolder - 4000 mtr.

Pos	Nbr	Name / Team name	Sector 1			Sector 2			Sector 3			Theoretical best	Actual best	In
			time	Lap	pos	time	Lap	pos	time	Lap	pos			
1	28	Arie Vos	38.579	4	3	44.112	5	3	35.106	3	2	1:57.797	1:58.077	4
2	58	Lukas Wimmer	38.151	3	2	44.665	5	4	35.364	3	4	1:58.180	1:58.868	4
3	21	Jerry Van de Bunt	39.634	5	7	45.383	8	6	36.743	8	9	2:01.760	2:01.934	8
4	70	Edwin De Moor	39.075	7	5	45.185	8	5	36.415	3	6	2:00.675	2:02.026	8
5	22	Joris De Man	40.093	4	8	46.579	6	9	36.535	4	7	2:03.207	2:03.383	4
6	89	David Legalle	39.558	8	6	46.763	8	10	36.091	7	5	2:02.412	2:02.693	8
7	117	Nick Weidemann	40.616	5	10	46.400	4	7	37.002	2	10	2:04.018	2:05.459	4
8	2	Josef Frauenschuh	40.373	5	9	46.484	3	8	36.609	2	8	2:03.466	2:04.952	2
9	46	Gorden Hensel	41.305	8	12	47.694	8	12	37.266	7	11	2:06.265	2:06.578	8
10	131	Olivier Collet	41.953	4	13	47.483	4	11	38.567	3	17	2:08.003	2:08.108	4
11	24	Alex Michel	42.817	7	19	49.878	5	20	38.464	2	16	2:11.159	2:11.909	8
12	5	Johann Karl	42.014	5	14	49.064	3	16	38.968	3	20	2:10.046	2:10.896	5
13	37	Lutz Pfeifer	41.067	8	11	47.926	8	13	38.241	8	15	2:07.234	2:07.234	8
14	69	Frank Schouren	42.324	4	16	48.261	8	14	38.207	8	14	2:08.792	2:09.252	8
15	23	Dustin Gerken	42.143	7	15	49.288	4	18	38.118	4	13	2:09.549	2:11.422	4
16	18	Libor Kamenicky	44.207	4	21	48.975	4	15	38.070	3	12	2:11.252	2:12.619	4
17	15	Michael Verbrugghe	44.998	5	23	49.651	4	19	38.935	4	18	2:13.584	2:13.836	4
18	72	Fabian Junge	42.641	4	18	49.168	3	17	38.956	3	19	2:10.765	2:11.462	4
19	8	Bruno Collin	42.495	3	17	51.350	4	25	39.835	6	23	2:13.680	2:14.283	3
20	67	Renato Lybaert	43.267	5	20	50.230	4	21	39.137	4	21	2:12.634	2:13.472	4
21	35	Allard Kerkhoven	45.369	5	26	51.129	4	23	39.558	3	22	2:16.056	2:16.115	7
22	84	Bram Lambrechts	45.316	7	25	51.197	4	24	39.985	7	25	2:16.498	2:16.810	7
23	60	Rintje Ritsma	44.746	5	22	51.082	4	22	39.977	2	24	2:15.805	2:16.525	7
24	118	Ryan Van Lagemaat	45.725	7	27	52.821	7	28	41.460	7	27	2:20.006	2:20.006	7
25	121	Mervyn Verploegen	47.836	2	33	54.608	3	30	41.572	3	28	2:24.016	2:24.105	3
26	62	Jared Schultz	47.364	4	31	55.172	3	31	43.148	1	31	2:25.684	2:26.888	3
27	124	Djim Ulrich	45.933	4	28	52.373	3	27	41.702	2	29	2:20.008	2:21.672	3
28	56	Jocelyn Henry	37.987	5	1	43.823	5	1	34.362	4	1	1:56.172	1:56.906	2
29	34	Ezequiel Iturrioz	38.675	3	4	44.028	2	2	35.230	2	3	1:57.933	1:58.176	2
30	40	Mario Wilhelm	45.234	3	24	52.049	3	26	40.765	3	26	2:18.048	2:18.048	3
31	41	Jasper Iwema	47.052	2	29	54.116	1	29	42.032	1	30	2:23.200		
32	51	Ryan Vos	47.422	2	32	56.851	1	32	44.067	1	32	2:28.340		
33	9	Robert Schotman												

Battle of the LowLands 2016

European Supermono - Race 1 Lap Chart

18 - 19 June 2016
Zolder - 4000 mtr.

Lap 1			Lap 2			Lap 3			Lap 4			Lap 5			Lap 6			Lap 7			Lap 8		
Nr.	Behind	Laptime	Nr.	Behind	Laptime	Nr.	Behind	Laptime	Nr.	Behind	Laptime	Nr.	Behind	Laptime	Nr.	Behind	Laptime	Nr.	Behind	Laptime	Nr.	Behind	Laptime
34		2:01.988	34		1:58.176	56		1:58.429	56		1:57.096	56		1:58.159	28		2:01.711	28		2:02.287	28		2:02.503
28	0.785	2:02.741	56	0.305	1:56.906	28	2.290	1:58.831	28	3.271	1:58.077	28	4.759	1:59.647	58	4.316	2:04.196	58	2.731	2:00.702	8	1 LAP	2:15.324
56	1.575	2:02.185	28	2.193	1:59.584	58	3.700	1:58.878	58	5.472	1:58.868	62	1 LAP	2:29.242	124	2 LAPS	2:22.738	124	2 LAPS	2:23.115	58	1.985	2:01.757
58	2.117	2:04.139	58	3.556	1:59.615	21	22.304	2:05.773	21	28.073	2:02.865	40	1 LAP	2:46.349	118	1 LAP	2:22.873	21	31.891	2:03.913	67	1 LAP	2:16.241
21	7.486	2:09.605	21	15.265	2:05.955	22	22.495	2:05.481	22	28.782	2:03.383	58	6.590	1:59.277	121	1 LAP	2:30.345	118	1 LAP	2:23.134	35	1 LAP	2:16.115
22	7.628	2:07.758	2	15.555	2:04.952	2	23.275	2:06.454	70	30.150	2:02.907	21	32.492	2:02.578	21	30.265	2:04.243	70	32.496	2:03.090	84	1 LAP	2:16.810
2	8.779	2:09.855	22	15.748	2:06.296	70	24.339	2:03.463	117	33.230	2:05.459	70	34.657	2:02.666	70	31.693	2:03.506	22	45.470	2:09.129	60	1 LAP	2:16.525
117	9.770	2:10.546	117	18.087	2:06.493	117	24.867	2:05.514	2	33.615	2:07.436	22	39.256	2:08.633	62	1 LAP	2:39.295	121	1 LAP	2:28.407	21	31.322	2:01.934
70	12.316	2:11.747	70	19.610	2:05.470	34	33.015	2:31.749	89	47.444	2:07.173	117	44.364	2:09.293	22	38.628	2:05.842	117	50.076	2:06.174	70	32.019	2:02.026
35	18.501	2:18.813	89	30.072	2:07.658	89	37.367	2:06.029	46	56.245	2:09.848	2	46.864	2:11.408	117	46.189	2:08.295	89	52.424	2:03.599	118	1 LAP	2:20.006
46	19.114	2:18.784	46	32.451	2:11.513	46	43.493	2:09.776	5	1:05.935	2:10.945	89	54.002	2:04.717	2	50.790	2:10.396	2	55.496	2:06.993	22	50.272	2:07.305
15	20.580	2:21.538	24	36.035	2:13.039	24	50.553	2:13.252	24	1:06.393	2:12.936	46	1:06.990	2:08.904	89	51.112	2:03.580	46	1:12.543	2:06.795	124	2 LAPS	2:23.365
89	20.590	2:20.383	35	37.628	2:17.303	5	52.086	2:12.012	72	1:07.565	2:11.462	5	1:18.672	2:10.896	46	1:08.035	2:07.515	62	1 LAP	2:37.942	89	52.614	2:02.693
24	21.172	2:19.628	15	38.283	2:15.879	72	53.199	2:12.270	131	1:07.717	2:08.108	24	1:20.707	2:12.473	131	1:25.274	2:10.962	131	1:33.387	2:10.400	117	53.181	2:05.608
84	22.432	2:23.654	5	38.808	2:13.321	35	55.873	2:16.979	15	1:13.198	2:13.836	131	1:20.782	2:11.224	5	1:25.284	2:13.082	5	1:38.151	2:15.154	2	58.590	2:05.597
8	23.487	2:22.503	72	39.663	2:12.934	15	56.458	2:16.909	35	1:15.306	2:16.529	72	1:21.860	2:12.454	24	1:27.999	2:13.762	72	1:38.464	2:12.155	121	1 LAP	2:28.336
5	23.663	2:23.546	8	42.081	2:16.770	131	56.705	2:09.066	18	1:15.489	2:12.619	15	1:30.787	2:15.748	72	1:28.596	2:13.206	24	1:38.751	2:13.039	46	1:16.618	2:06.578
41	23.819	2:24.431	84	43.878	2:19.622	8	57.630	2:14.283	8	1:16.341	2:15.807	18	1:33.857	2:16.527	15	1:42.490	2:18.173	15	1:57.013	2:16.810	131	1:44.310	2:13.426
72	24.905	2:23.385	18	45.958	2:16.938	18	59.966	2:12.742	23	1:17.151	2:11.422	23	1:34.955	2:15.963	23	1:46.959	2:18.474	37	1:57.312	2:11.874	62	1 LAP	2:36.415
60	26.519	2:26.059	60	46.247	2:17.904	69	1:02.190	2:12.566	69	1:17.165	2:12.071	35	1:36.294	2:19.147	37	1:47.725	2:16.199	23	1:58.655	2:13.983	24	1:48.157	2:11.909
18	27.196	2:26.295	131	46.373	2:15.464	84	1:02.545	2:17.401	34	1:20.412	2:44.493	69	1:36.980	2:17.974	18	1:47.833	2:20.446	69	1:59.184	2:13.164	5	1:50.306	2:14.658
37	27.517	2:26.868	67	48.257	2:18.094	23	1:02.825	2:12.963	67	1:21.526	2:13.472	8	1:37.743	2:19.561	69	1:48.307	2:17.797	18	1:59.521	2:13.975	37	2:02.043	2:07.234
67	28.339	2:26.913	69	48.358	2:17.337	67	1:05.150	2:15.627	37	1:23.073	2:13.282	37	1:37.996	2:13.082	8	1:49.809	2:18.536				69	2:05.933	2:09.252
118	28.362	2:28.617	23	48.596	2:17.310	60	1:05.890	2:18.377	84	1:23.441	2:17.992	67	1:39.761	2:16.394	67	1:50.650	2:17.359				23	2:09.200	2:13.048
121	28.791	2:28.374	37	51.601	2:22.260	37	1:06.887	2:14.020	60	1:25.393	2:16.599	84	1:43.713	2:18.431	35	1:52.742	2:22.918				18	2:11.524	2:14.506
131	29.085	2:27.916	121	55.452	2:24.837	40	1:15.223	2:18.048	124	1 LAP	2:21.672	60	1:45.926	2:18.692	84	1:55.042	2:17.799				15	2:11.689	2:17.179
69	29.197	2:28.185	40	55.909	2:23.236	121	1:20.823	2:24.105	118	1:52.894	2:28.283				60	1:58.132	2:18.676				72	3:30.332	3:54.371

Battle of the LowLands 2016

European Supermono - Race 1

Lap Chart

18 - 19 June 2016
Zolder - 4000 mtr.

Lap 1			Lap 2			Lap 3			Lap 4			Lap 5			Lap 6			Lap 7			Lap 8			
Nr.	Behind	Laptime	Nr.	Behind	Laptime	Nr.	Behind	Laptime	Nr.	Behind	Laptime	Nr.	Behind	Laptime	Nr.	Behind	Laptime	Nr.	Behind	Laptime	Nr.	Behind	Laptime	
23	29.462	2:27.528	118	56.376	2:26.190	118	1:21.707	2:24.065	121	1:54.193	2:30.466													
40	30.849	2:28.953	62	1:02.778	2:27.999	124	1 LAP	2:22.203																
62	32.955	2:31.201	124	1 LAP	5:03.437	62	1:30.932	2:26.888																
51	34.302	2:32.000	41	1:11.555	2:45.912																			
			51	1:22.808	2:46.682																			

Battle of the LowLands 2016

Revision 1

18 - 19 June 2016

Zolder - 4000 mtr.

Startgrid - European Supermono - Race 1

Start Time : 17:05 - Heat Duration : 8 Laps

Pos	Nbr	Name	time	Pos	Nbr	Name	time	Pos	Nbr	Name	time
-----	-----	------	------	-----	-----	------	------	-----	-----	------	------

STARTLINE

Pole Right

Row 1	3	34	Ezequiel Iturrioz	1:45.121
Row 2	6	9	Robert Schotman	1:46.870
Row 3	9	15	Michael Verbrugge	1:47.982
Row 4	12	35	Allard Kerkhoven	1:48.701
Row 5	15	118	Ryan Van Lagemaat	1:50.136
Row 6	18	5	Johann Karl	1:51.483
Row 7	21	70	Edwin De Moor	1:52.286
Row 8	24	37	Lutz Pfeifer	1:53.396
Row 9	27	18	Libor Kamenicky	1:54.900
Row 10	30	131	Olivier Collet	1:56.890
Row 11	33	96	Tycho Wedman	2:00.474
Row 12	36	51	Ryan Vos	2:01.961

2	58	Lukas Wimmer	1:44.870
5	111	Mike Velthuisen	1:46.454
8	2	Josef Frauenschuh	1:47.919
11	56	Jocelyn Henry	1:48.314
14	124	Djim Ulrich	1:49.432
17	89	David Legalle	1:51.120
20	121	Mervyn Verploegen	1:52.060
23	8	Bruno Collin	1:53.298
26	74	Jeroen Vijfeijke	1:54.700
29	67	Renato Lybaert	1:56.247
32	24	Alex Michel	1:58.251
35	23	Dustin Gerken	2:00.826

1	21	Jerry Van de Bunt	1:43.695
4	28	Arie Vos	1:45.671
7	84	Bram Lambrechts	1:47.379
10	41	Jasper Iwema	1:48.011
13	117	Nick Weidemann	1:49.164
16	22	Joris De Man	1:50.821
19	46	Gorden Hensel	1:52.030
22	60	Rintje Ritsma	1:52.643
25	69	Frank Schouren	1:53.852
28	72	Fabian Junge	1:55.218
31	40	Mario Wilhelm	1:57.657
34	62	Jared Schultz	2:00.504

Results and Laptimes : raceresults.nu

Timekeeping by : RSTime by Timeservice.nl

Koersdirecteur

Steward

Timekeeper

Kurt Van Borm

Marcel Lambrechts - TimeService

Publication-time



Battle of the LowLands 2016

Heat name : European Supermono - Race 1
 Heat Date : 18 June 2016
 Weather :
 Circuit name : Zolder - 4000 mtr.

Participants Started	: 33	Participants Classified	: 26
Participants Finished	: 26	Participants Not Classified	: 14
Participants Not Finished	: 7		

Green flag at	: 17:13:52	Heat recording start time	: 16:58:55
Finish flag waved at	: 17:30:00	Heat recording end time	: 17:33:32
Total time under Green	: 16:07	Total of All Laps in Heat	: 223
Number of cautions	: 0	Total time under Yellow	: 00:00:00
Number of code-60's	: 0	Total time under Code-60	: 00:00:00

Summary of winners per class

Nbr	Name / Team name	Car	Cls	Fastest Laptime	In	Avg. Speed	Laps	Race Time
28	Arie Vos	KTM 690 Duke	690	1:58.077	4	119.05	8	16:07.589
58	Lukas Wimmer	HKR EVO2 R	ESA	1:58.868	4	118.81	8	16:09.574

Leader history during the Heat

#	Nbr	Lap	to Lap	Name	Car
1	34	1	2	Ezequiel Iturrioz	HKR EVO2 R
2	56	3	5	Jocelyn Henry	Honda/720cc
3	28	6	8	Arie Vos	KTM 690 Duke

Best Lap time history during the Heat

#	Nbr	lap time	in lap	Name	Car	time of day
1	34	1:58.176	2	Ezequiel Iturrioz	HKR EVO2 R	17:17:55
2	56	1:56.906	2	Jocelyn Henry	Honda/720cc	17:17:55

Summary of best laptimes per class

Nbr	Name / Team name	Car	Cls	Fastest Laptime	In	Speed
28	Arie Vos	KTM 690 Duke	690	1:58.077	4	121.95
56	Jocelyn Henry	Honda/720cc	ESA	1:56.906	2	123.18

Summary of number of laps in the lead

#	Nbr	Name	Car	# Laps in the lead
1	28	Arie Vos	KTM 690 Duke	3
2	56	Jocelyn Henry	Honda/720cc	3
3	34	Ezequiel Iturrioz	HKR EVO2 R	2

Battle of the LowLands 2016

European Supermono
Result of Race 2

18 - 19 June 2016
Zolder - 4000 mtr.

Started: 35 Not Started: 5 Classified: 31 Not Classified: 9


Pos	Nbr	Name	Motorcycle	Cls	PIC	Gap	Total time	Fastest	In	Avg. Speed
1	21	Jerry Van de Bunt (NED)	Happeck Rotax 449	ESA	1	-- 7 laps --	12:16.662	1:43.772	3	136.83
2	34	Ezequiel Iturrioz (ARG)	HKR EVO2 R	ESA	2	4.370	12:21.032	1:44.624	5	136.02
3	28	Arie Vos (NED)	KTM 690 Duke	690	1	4.949	12:21.611	1:44.094	6	135.92
4	111	Mike Velthuijzen (NED)	TZM 250 MVS Yamaha	ESA	3	12.749	12:29.411	1:44.645	4	134.50
5	2	Josef Frauenschuh (AUT)	KTM-JF-Supermono	ESA	4	13.619	12:30.281	1:44.926	7	134.34
6	117	Nick Weidemann (DEU)	HKR EVO2 R	ESA	5	20.804	12:37.466	1:46.483	5	133.07
7	84	Bram Lambrechts (BEL)	KTM 690 Duke	690	2	20.850	12:37.512	1:46.743	2	133.06
8	15	Michael Verbrugghe (BEL)	KTM 690 Duke	690	3	21.150	12:37.812	1:46.842	4	133.01
9	124	Djim Ulrich (NED)	KTM Duke Battle	690	4	21.219	12:37.881	1:45.989	5	133.00
10	9	Robert Schotman (NED)	KTM 690 Duke	690	5	21.267	12:37.929	1:46.349	5	132.99
11	41	Jasper Iwema (NED)		690	6	21.601	12:38.263	1:46.831	2	132.93
12	35	Allard Kerkhoven (NED)	KTM 690 Duke	690	7	23.766	12:40.428	1:46.549	6	132.55
13	118	Ryan Van Lagemaat (NED)	KTM 690 Duke	690	8	33.499	12:50.161	1:48.465	4	130.88
14	46	Gorden Hensel (DEU)	HKR EVO2 R	ESA	6	42.013	12:58.675	1:49.267	6	129.45
15	121	Mervyn Verploegen (NED)	KTM 690 Duke	690	9	44.306	13:00.968	1:49.848	3	129.07
16	70	Edwin De Moor (NED)	KTM 690 Duke	690	10	44.689	13:01.351	1:49.740	5	129.00
17	74	Jeroen Vijfeijke (NED)	KTM 690 Duke	690	11	59.235	13:15.897	1:51.289	6	126.64
18	60	Rintje Ritsma (NED)	KTM 690 Duke	690	12	1:05.096	13:21.758	1:52.317	6	125.72
19	8	Bruno Collin (FRA)	450 RS TVX	ESA	7	1:08.642	13:25.304	1:51.569	5	125.17
20	18	Libor Kamenicky (CZE)	Mali Ahra 800	ESA	8	1:12.342	13:29.004	1:52.609	7	124.59
21	96	Tycho Wedman (NED)	HKR EVO2 R	ESA	9	1:13.576	13:30.238	1:52.581	7	124.40
22	40	Mario Wilhelm (DEU)	MZ	ESA	10	1:16.301	13:32.963	1:52.796	6	123.99
23	72	Fabian Junge (DEU)	KTM Duke 797	ESA	11	1:24.587	13:41.249	1:54.666	6	122.73
24	131	Olivier Collet (FRA)	KTM 690 Duke R	ESA	12	1:27.435	13:44.097	1:54.486	6	122.31
25	67	Renato Lybaert (BEL)	KTM 690/2012	ESA	13	1:30.056	13:46.718	1:55.806	5	121.92
26	24	Alex Michel (DEU)	MZ/Aprilia 750	ESA	14	1:32.412	13:49.074	1:56.448	2	121.58
27	89	David Legalle (FRA)	J2L BMW/Pami	ESA	15	1:46.426	14:03.088	1:48.630	4	119.56
28	23	Dustin Gerken (DEU)	HKR EVO2	ESA	16	1:50.194	14:06.856	1:58.532	5	119.02
29	51	Ryan Vos (NLD)	KTM 690 Duke	690	13	-- 6 laps --	12:17.685	2:00.451	6	117.12
30	62	Jared Schultz (KSA)	KTM RC 390	ESA	17	4.717	12:22.402	2:01.505	4	116.37
31	69	Frank Schouren (NED)	PGR-Pami-BMW	ESA	18	-- 5 laps --	12:22.605	1:53.566	3	96.95
Not Classified Did not Finish Or Classification Limit (75% of 7 Laps) = 5 Laps										
DNF	56	Jocelyn Henry (FRA)	Honda/720cc	ESA		-- 6 laps --	11:36.588	1:45.714	5	124.03
DNF	58	Lukas Wimmer (AUT)	HKR EVO2 R	ESA		-- 1 laps --	2:20.668			102.36
DNF	37	Lutz Pfeifer (DEU)	Yamaha 450	ESA						
EXC	5	Johann Karl (DEU)	KTM-JK01	ESA		-- 6 laps --	10:53.424	1:45.783	5	132.22

Fastest time : 1:43.772 in lap 3 by nbr. 21 : Jerry Van de Bunt (Happeck Rotax 449)

Publication-time

Results and Laptimes : raceresults.nu

Timekeeping by : RSTime by Timeservice.nl

Koersdirecteur	Steward	Timekeeper	
Kurt Van Borm		Marcel Lambrechts - TimeService	
Page 1 of 1	Provisional		

Battle of the LowLands 2016

European Supermono - Race 2 Result of Race 2

18 - 19 June 2016
Zolder - 4000 mtr.

Supermono 690 battle

Started: 13 Not Started: 0 Classified: 13 Not Classified: 0

Pos	Nbr	Name	Motorcycle	Gap	Diff	Total time	Fastest	In
1	28	Arie Vos (NED)	KTM 690 Duke	-- 7 laps --		12:21.611	1:44.094	6
2	84	Bram Lambrechts (BEL)	KTM 690 Duke	15.901	15.901	12:37.512	1:46.743	2
3	15	Michael Verbrugge (BEL)	KTM 690 Duke	16.201	0.300	12:37.812	1:46.842	4
4	124	Djim Ulrich (NED)	KTM Duke Battle	16.270	0.069	12:37.881	1:45.989	5
5	9	Robert Schotman (NED)	KTM 690 Duke	16.318	0.048	12:37.929	1:46.349	5
6	41	Jasper Iwema (NED)		16.652	0.334	12:38.263	1:46.831	2
7	35	Allard Kerkhoven (NED)	KTM 690 Duke	18.817	2.165	12:40.428	1:46.549	6
8	118	Ryan Van Lagemaat (NED)	KTM 690 Duke	28.550	9.733	12:50.161	1:48.465	4
9	121	Mervyn Verploegen (NED)	KTM 690 Duke	39.357	10.807	13:00.968	1:49.848	3
10	70	Edwin De Moor (NED)	KTM 690 Duke	39.740	0.383	13:01.351	1:49.740	5
11	74	Jeroen Vijfeijke (NED)	KTM 690 Duke	54.286	14.546	13:15.897	1:51.289	6
12	60	Rintje Ritsma (NED)	KTM 690 Duke	1:00.147	5.861	13:21.758	1:52.317	6
13	51	Ryan Vos (NLD)	KTM 690 Duke	-- 6 laps --		12:17.685	2:00.451	6

Supermono ESA Cup

Started: 22 Not Started: 5 Classified: 18 Not Classified: 9

Pos	Nbr	Name	Motorcycle	Gap	Diff	Total time	Fastest	In
1	21	Jerry Van de Bunt (NED)	Happeck Rotax 449	-- 7 laps --		12:16.662	1:43.772	3
2	34	Ezequiel Iturrioz (ARG)	HKREVO2 R	4.370	4.370	12:21.032	1:44.624	5
3	111	Mike Velthuiszen (NED)	TZM 250MVS Yamaha	12.749	8.379	12:29.411	1:44.645	4
4	2	Josef Frauenschuh (AUT)	KTM-JF-Supermono	13.619	0.870	12:30.281	1:44.926	7
5	117	Nick Weidemann (DEU)	HKREVO2 R	20.804	7.185	12:37.466	1:46.483	5
6	46	Gorden Hensel (DEU)	HKREVO2 R	42.013	21.209	12:58.675	1:49.267	6
7	8	Bruno Collin (FRA)	450 RSTVX	1:08.642	26.629	13:25.304	1:51.569	5
8	18	Libor Kamenicky (CZE)	Mali Ahra 800	1:12.342	3.700	13:29.004	1:52.609	7
9	96	Tycho Wedman (NED)	HKREVO2 R	1:13.576	1.234	13:30.238	1:52.581	7
10	40	Mario Wilhelm (DEU)	MZ	1:16.301	2.725	13:32.963	1:52.796	6
11	72	Fabian Junge (DEU)	KTM Duke 797	1:24.587	8.286	13:41.249	1:54.666	6
12	131	Olivier Collet (FRA)	KTM 690 Duke R	1:27.435	2.848	13:44.097	1:54.486	6
13	67	Renato Lybaert (BEL)	KTM 690/2012	1:30.056	2.621	13:46.718	1:55.806	5
14	24	Alex Michel (DEU)	MZ/Aprilia 750	1:32.412	2.356	13:49.074	1:56.448	2
15	89	David Legalle (FRA)	J2L BMW/Pami	1:46.426	14.014	14:03.088	1:48.630	4
16	23	Dustin Gerken (DEU)	HKREVO2	1:50.194	3.768	14:06.856	1:58.532	5
17	62	Jared Schultz (KSA)	KTM RC 390	-- 6 laps --		12:22.402	2:01.505	4
18	69	Frank Schouren (NED)	PGR-Pami-BMW	-- 5 laps --		12:22.605	1:53.566	3

Not Classified Did not Finish Or Classification Limit (75% of 7 Laps) = 5 Laps

DNF	56	Jocelyn Henry (FRA)	Honda/720cc	-- 6 laps --		11:36.588	1:45.714	5
DNF	58	Lukas Wimmer (AUT)	HKREVO2 R	-- 1 laps --		2:20.668		
DNF	37	Lutz Pfeifer (DEU)	Yamaha 450					
EXC	5	Johann Karl (DEU)	KTM-JK01	-- 6 laps --		10:53.424	1:45.783	5


All participants are qualified. The max Qualification Time (0% of 0.000 = 0.000) was not exceeded.

Fastest time: 1:43.772 in lap 3 by nbr. 21 : Jerry Van de Bunt (Happeck Rotax 449)

Publication-time

Results and Laptimes : raceresults.nu



Timekeeping by : RSTime by Timeservice.nl

Koersdirecteur	Steward	Timekeeper	
Kurt Van Borm		Marcel Lambrechts - TimeService	
Page 1 of 2	Provisional		

Battle of the LowLands 2016

European Supermono - Race 2
 Result of Race 2

18 - 19 June 2016
 Zolder - 4000 mtr.

Fastest time : 1:43.772 in lap 3 by nbr. 21 : Jerry Van de Bunt (Happeck Rotax 449)			Publication-time
Results and Laptimes : raceresults.nu		Timekeeping by : RSTime by Timeservice.nl	
Koersdirecteur Kurt Van Borm	Steward	Timekeeper  Marcel Lambrechts - TimeService	
Page 2 of 2	Provisional		

Battle of the LowLands 2016

European Supermono
Laptimes

18 - 19 June 2016
Zolder - 4000 mtr.

Nbr	Name / Team name	1	2	3	4	5	6	7	8	9	10	11	12	13	14	15
2	Josef Frauenschuh	1:49.601	1:46.739	1:46.679	1:46.306	1:46.537	1:45.396	1:44.926								
5	Johann Karl	1:53.289	1:48.778	1:47.327	1:46.932	1:45.783	1:46.169									
8	Bruno Collin	1:59.871	1:54.218	1:54.528	1:53.585	1:51.569	1:52.220	1:51.924								
9	Robert Schotman	1:50.635	1:46.925	1:47.703	1:47.433	1:46.349	1:46.605	1:48.401								
15	Michael Verbrugge	1:50.956	1:47.105	1:47.063	1:46.842	1:47.165	1:47.178	1:47.106								
18	Libor Kamericky	1:59.072	1:55.572	1:54.553	1:54.853	1:53.434	1:52.767	1:52.609								
21	Jerry Van de Bunt	1:47.733	1:44.624	1:43.772	1:44.046	1:44.210	1:44.152	1:44.899								
23	Dustin Gerken	2:03.296	1:59.299	1:59.157	1:59.560	1:58.532	2:01.258	1:58.684								
24	Alex Michel	2:00.419	1:56.448	1:56.936	1:57.501	1:56.708	1:56.812	1:57.449								
28	Arie Vos	1:49.316	1:45.189	1:44.850	1:44.489	1:45.617	1:44.094	1:44.687								
34	Ezequiel Iturrioz	1:47.545	1:45.849	1:45.242	1:44.698	1:44.624	1:44.840	1:44.967								
35	Allard Kerkhoven	1:51.545	1:48.041	1:47.750	1:46.806	1:46.974	1:46.549	1:48.026								
37	Lutz Pfeifer															
40	Mario Wilhelm	2:01.697	1:54.330	1:54.089	1:54.534	1:54.761	1:52.796	1:54.004								
41	Jasper Iwema	1:50.724	1:46.831	1:47.227	1:46.870	1:47.091	1:47.351	1:47.806								
46	Gorden Hensel	1:54.308	1:50.274	1:49.388	1:50.143	1:49.539	1:49.267	1:50.280								
51	Ryan Vos	2:05.760	2:01.629	2:01.494	2:00.479	2:00.675	2:00.451									
56	Jocely n Henry	1:56.841	1:49.104	1:48.489	1:46.458	1:45.714	2:25.357									
58	Lukas Wimmer	2:17.493														
60	Rintje Ritsma	1:56.389	1:55.033	1:53.425	1:52.826	1:52.663	1:52.317	1:53.347								
62	Jared Schultz	2:05.794	2:01.743	2:02.191	2:01.505	2:01.983	2:02.033									
67	Renato Lybaert	2:01.374	1:56.313	1:56.507	1:57.035	1:55.806	1:56.506	1:56.409								
69	Frank Schouren	2:01.562	1:54.565	1:53.566	1:55.460	1:54.185										
70	Edwin De Moor	1:55.047	1:50.204	1:50.467	1:50.042	1:49.740	1:50.443	1:49.879								
72	Fabian Junge	2:02.657	1:55.339	1:55.736	1:54.882	1:56.003	1:54.666	1:54.817								
74	Jeroen Vijfeijke	1:55.383	1:55.115	1:52.234	1:52.061	1:51.504	1:51.289	1:52.034								
84	Bram Lambrechts	1:50.696	1:46.743	1:48.178	1:47.212	1:46.835	1:46.833	1:47.122								
89	David Legalle	3:00.387	1:50.452	1:49.337	1:48.630	1:48.905	1:49.617	1:50.347								
96	Tycho Wedman	1:58.422	1:55.390	1:54.542	1:55.757	1:54.059	1:52.728	1:52.581								
111	Mike Velthuijzen	1:48.529	1:45.286	1:44.699	1:44.645	1:46.000	1:47.806	1:48.683								
117	Nick Weidemann	1:51.714	1:47.121	1:47.118	1:47.090	1:46.483	1:46.606	1:46.724								
118	Ryan Van Lagemaat	1:52.285	1:48.656	1:48.714	1:48.465	1:48.768	1:49.173	1:49.209								
121	Mervyn Verpbegen	1:52.736	1:50.889	1:49.848	1:50.066	1:51.247	1:50.410	1:50.445								
124	Djim Ulrich	1:51.025	1:47.280	1:49.293	1:47.146	1:45.989	1:46.312	1:46.185								
131	Olivier Cdlet	2:02.601	1:57.784	1:55.731	1:55.712	1:56.494	1:54.486	1:54.734								

Battle of the Lowlands 2016

European Supermono Sector analyse

18 - 19 June 2016
Zolder - 4000 mtr.

Pos	Nbr	Name / Team name	Sector 1			Sector 2			Sector 3			Theoretical best	Actual best	In
			time	Lap	pos	time	Lap	pos	time	Lap	pos			
1	21	Jerry Van de Bunt (NED)	33.629	4	1	38.571	3	2	31.352	3	2	1:43.552	1:43.772	3
2	34	Ezequiel Iturrioz (ARG)	34.094	7	4	38.800	6	4	31.562	4	4	1:44.456	1:44.624	5
3	28	Arie Vos (NED)	33.932	6	3	38.122	7	1	31.838	6	6	1:43.892	1:44.094	6
4	111	Mike Velthuisen (NED)	34.245	4	6	38.712	3	3	31.370	3	3	1:44.327	1:44.645	4
5	2	Josef Frauenschuh (AUT)	34.214	6	5	39.203	7	8	31.277	7	1	1:44.694	1:44.926	7
6	117	Nick Weidemann (DEU)	34.580	4	8	39.047	7	6	31.904	5	7	1:45.531	1:46.483	5
7	84	Bram Lambrechts (BEL)	34.689	6	10	39.293	2	10	32.476	6	16	1:46.458	1:46.743	2
8	15	Michael Verbrugge (BEL)	34.850	5	13	39.358	4	11	32.096	2	8	1:46.304	1:46.842	4
9	124	Djim Ulrich (NED)	34.422	7	7	39.048	6	7	32.178	5	11	1:45.648	1:45.989	5
10	9	Robert Schotman (NED)	34.696	7	11	39.504	5	13	32.105	6	9	1:46.305	1:46.349	5
11	41	Jasper Iwema (NED)	34.715	4	12	39.561	3	14	32.169	2	10	1:46.445	1:46.831	2
12	35	Allard Kerkhoven (NED)	34.989	6	15	39.224	6	9	32.212	5	12	1:46.425	1:46.549	6
13	118	Ryan Van Lagemaat (NED)	35.237	2	16	40.538	4	18	32.521	4	17	1:48.296	1:48.465	4
14	46	Gorden Hensel (DEU)	35.484	6	18	40.527	3	16	32.880	6	18	1:48.891	1:49.267	6
15	121	Mervyn Verploegen (NED)	35.856	2	19	40.393	7	15	33.159	3	19	1:49.408	1:49.848	3
16	70	Edwin De Moor (NED)	35.352	6	17	40.537	7	17	33.303	4	20	1:49.192	1:49.740	5
17	74	Jeroen Vijfeijke (NED)	35.931	6	20	41.097	5	20	33.977	4	26	1:51.005	1:51.289	6
18	60	Rintje Ritsma (NED)	36.500	6	24	41.770	6	23	33.920	4	25	1:52.190	1:52.317	6
19	8	Bruno Collin (FRA)	36.087	7	21	41.486	5	21	33.495	4	21	1:51.068	1:51.569	5
20	18	Libor Kamenicky (CZE)	37.063	7	26	41.985	6	25	33.497	7	22	1:52.545	1:52.609	7
21	96	Tycho Wedman (NED)	37.214	7	27	41.658	7	22	33.559	6	23	1:52.431	1:52.581	7
22	40	Mario Wilhelm (DEU)	36.346	6	22	41.883	5	24	34.369	3	27	1:52.598	1:52.796	6
23	72	Fabian Junge (DEU)	37.256	7	28	42.482	7	26	34.378	6	28	1:54.116	1:54.666	6
24	131	Olivier Collet (FRA)	37.390	6	29	42.660	6	27	34.382	7	29	1:54.432	1:54.486	6
25	67	Renato Lybaert (BEL)	37.558	5	30	42.941	7	29	35.170	6	32	1:55.669	1:55.806	5
26	24	Alex Michel (DEU)	38.198	2	31	43.045	3	30	34.666	2	31	1:55.909	1:56.448	2
27	89	David Legalle (FRA)	34.968	6	14	40.586	5	19	32.460	5	15	1:48.014	1:48.630	4
28	23	Dustin Gerken (DEU)	38.417	2	32	45.097	5	32	34.549	7	30	1:58.063	1:58.532	5
29	51	Ryan Vos (NLD)	38.701	5	33	44.978	4	31	36.573	4	33	2:00.252	2:00.451	6
30	62	Jared Schultz (KSA)	39.103	4	34	45.206	5	33	37.006	4	34	2:01.315	2:01.505	4
31	69	Frank Schouren (NED)	36.974	5	25	42.731	2	28	33.752	3	24	1:53.457	1:53.566	3
32	56	Jocelyn Henry (FRA)	34.640	5	9	39.006	5	5	31.805	4	5	1:45.451	1:45.714	5
33	58	Lukas Wimmer (AUT)	36.387	1	23	1:08.732	1	34	32.374	1	14	2:17.493		
34	37	Lutz Pfeifer (DEU)												
35	5	Johann Karl (DEU)	33.892	6	2	39.418	6	12	32.343	5	13	1:45.653	1:45.783	5

Battle of the LowLands 2016

European Supermono - Race 2 Lap Chart

18 - 19 June 2016
Zolder - 4000 mtr.

Lap 1			Lap 2			Lap 3			Lap 4			Lap 5			Lap 6			Lap 7		
Nr.	Behind	Laptime	Nr.	Behind	Laptime	Nr.	Behind	Laptime	Nr.	Behind	Laptime	Nr.	Behind	Laptime	Nr.	Behind	Laptime	Nr.	Behind	Laptime
34		1:47.545	21		1:44.624	21		1:43.772	21		1:44.046	21		1:44.210	21		1:44.152	21		1:44.899
21	0.147	1:47.733	34	1.078	1:45.849	34	2.548	1:45.242	34	3.200	1:44.698	34	3.614	1:44.624	34	4.302	1:44.840	51	1 LAP	2:00.451
111	1.480	1:48.529	111	1.995	1:45.286	111	2.922	1:44.699	111	3.521	1:44.645	28	5.219	1:45.617	28	5.161	1:44.094	34	4.370	1:44.967
28	1.873	1:49.316	28	2.291	1:45.189	28	3.369	1:44.850	28	3.812	1:44.489	111	5.311	1:46.000	111	8.965	1:47.806	28	4.949	1:44.687
2	2.886	1:49.601	2	4.854	1:46.739	2	7.761	1:46.679	2	10.021	1:46.306	2	12.348	1:46.537	2	13.592	1:45.396	62	1 LAP	2:02.033
9	3.701	1:50.635	84	5.749	1:46.743	9	9.786	1:47.703	41	12.614	1:46.870	9	15.312	1:46.349	9	17.765	1:46.605	69	2 LAPS	1:54.185
84	3.777	1:50.696	9	5.855	1:46.925	41	9.790	1:47.227	15	12.962	1:46.842	41	15.495	1:47.091	84	18.627	1:46.833	111	12.749	1:48.683
41	4.275	1:50.724	41	6.335	1:46.831	84	10.155	1:48.178	9	13.173	1:47.433	15	15.917	1:47.165	41	18.694	1:47.351	2	13.619	1:44.926
15	4.541	1:50.956	15	6.875	1:47.105	15	10.166	1:47.063	84	13.321	1:47.212	84	15.946	1:46.835	15	18.943	1:47.178	117	20.804	1:46.724
124	4.864	1:51.025	124	7.373	1:47.280	117	11.208	1:47.118	117	14.252	1:47.090	117	16.525	1:46.483	117	18.979	1:46.606	84	20.850	1:47.122
35	5.470	1:51.545	117	7.862	1:47.121	35	12.718	1:47.750	35	15.478	1:46.806	124	17.773	1:45.989	124	19.933	1:46.312	15	21.150	1:47.106
117	5.512	1:51.714	35	8.740	1:48.041	124	12.894	1:49.293	124	15.994	1:47.146	35	18.242	1:46.974	35	20.639	1:46.549	124	21.219	1:46.185
118	6.364	1:52.285	118	10.249	1:48.656	5	15.185	1:47.327	5	18.071	1:46.932	5	19.644	1:45.783	5	21.661	1:46.169	9	21.267	1:48.401
121	7.251	1:52.736	5	11.630	1:48.778	118	15.191	1:48.714	118	19.610	1:48.465	56	23.620	1:45.714	118	29.189	1:49.173	41	21.601	1:47.806
5	7.623	1:53.289	121	13.369	1:50.889	121	19.445	1:49.848	56	22.116	1:46.458	118	24.168	1:48.768	46	36.632	1:49.267	35	23.766	1:48.026
46	8.972	1:54.308	46	14.475	1:50.274	56	19.704	1:48.489	121	25.465	1:50.066	46	31.517	1:49.539	121	38.760	1:50.410	118	33.499	1:49.209
70	9.764	1:55.047	56	14.987	1:49.104	46	20.091	1:49.388	46	26.188	1:50.143	121	32.502	1:51.247	70	39.709	1:50.443	46	42.013	1:50.280
56	10.654	1:56.841	70	15.197	1:50.204	70	21.892	1:50.467	70	27.888	1:50.042	70	33.418	1:49.740	74	52.100	1:51.289	121	44.306	1:50.445
74	10.848	1:55.383	74	21.192	1:55.115	74	29.654	1:52.234	74	37.669	1:52.061	74	44.963	1:51.504	60	56.648	1:52.317	70	44.689	1:49.879
60	11.335	1:56.389	60	21.597	1:55.033	60	31.250	1:53.425	60	40.030	1:52.826	60	48.483	1:52.663	8	1:01.617	1:52.220	74	59.235	1:52.034
96	14.369	1:58.422	96	24.988	1:55.390	96	35.758	1:54.542	8	46.190	1:53.585	8	53.549	1:51.569	18	1:04.632	1:52.767	60	1:05.096	1:53.347
18	14.404	1:59.072	18	25.205	1:55.572	18	35.986	1:54.553	18	46.793	1:54.853	18	56.017	1:53.434	56	1:04.825	2:25.357	8	1:08.642	1:51.924
24	16.408	2:00.419	8	25.895	1:54.218	8	36.651	1:54.528	96	47.469	1:55.757	96	57.318	1:54.059	96	1:05.894	1:52.728	18	1:12.342	1:52.609
8	16.448	1:59.871	40	27.196	1:54.330	40	37.513	1:54.089	40	48.001	1:54.534	40	58.552	1:54.761	40	1:07.196	1:52.796	96	1:13.576	1:52.581
67	17.330	2:01.374	24	28.085	1:56.448	24	41.249	1:56.936	72	52.362	1:54.882	72	1:04.155	1:56.003	72	1:14.669	1:54.666	40	1:16.301	1:54.004
40	17.637	2:01.697	67	28.872	1:56.313	72	41.526	1:55.736	67	54.596	1:57.035	67	1:06.192	1:55.806	131	1:17.600	1:54.486	72	1:24.587	1:54.817
131	18.344	2:02.601	72	29.562	1:55.339	67	41.607	1:56.507	24	54.704	1:57.501	24	1:07.202	1:56.708	67	1:18.546	1:56.506	131	1:27.435	1:54.734

Battle of the LowLands 2016

European Supermono - Race 2

Lap Chart

18 - 19 June 2016
Zolder - 4000 mtr.

Lap 1			Lap 2			Lap 3			Lap 4			Lap 5			Lap 6			Lap 7		
Nr.	Behind	Laptime	Nr.	Behind	Laptime	Nr.	Behind	Laptime	Nr.	Behind	Laptime	Nr.	Behind	Laptime	Nr.	Behind	Laptime	Nr.	Behind	Laptime
72	18.994	2:02.657	131	31.357	1:57.784	131	43.316	1:55.731	131	54.982	1:55.712	131	1:07.266	1:56.494	24	1:19.862	1:56.812	67	1:30.056	1:56.409
23	19.554	2:03.296	23	34.082	1:59.299	23	49.467	1:59.157	23	1:04.981	1:59.560	23	1:19.303	1:58.532	23	1:36.409	2:01.258	24	1:32.412	1:57.449
62	22.135	2:05.794	51	39.003	2:01.629	51	56.725	2:01.494	51	1:13.158	2:00.479	51	1:29.623	2:00.675	89	1:40.978	1:49.617	89	1:46.426	1:50.347
51	22.145	2:05.760	62	39.107	2:01.743	62	57.526	2:02.191	62	1:14.985	2:01.505	62	1:32.758	2:01.983				23	1:50.194	1:58.684
58	29.856	2:17.493	69	1 LAP	2:01.562	69	1 LAP	1:54.565	69	1 LAP	1:53.566	89	1:35.513	1:48.905						
89	1:14.988	3:00.387	89	1:20.669	1:50.452	89	1:26.234	1:49.337	89	1:30.818	1:48.630	69	1 LAP	1:55.460						

Battle of the LowLands 2016

Revision 1

18 - 19 June 2016

Zolder - 4000 mtr.

Startgrid - European Supermono - Race 2

Start Time : 13:10 - Heat Duration : 10 Laps

Pos	Nbr	Name	time	Pos	Nbr	Name	time	Pos	Nbr	Name	time
-----	-----	------	------	-----	-----	------	------	-----	-----	------	------

STARTLINE

Pole Right

Row 1	3	34	Ezequiel Iturrioz	1:45.121
Row 2	6	9	Robert Schotman	1:46.870
Row 3	9	15	Michael Verbrugge	1:47.982
Row 4	12	35	Allard Kerkhoven	1:48.701
Row 5	15	118	Ryan Van Lagemaat	1:50.136
Row 6	18	5	Johann Karl	1:51.483
Row 7	21	70	Edwin De Moor	1:52.286
Row 8	24	37	Lutz Pfeifer	1:53.396
Row 9	27	18	Libor Kamenicky	1:54.900
Row 10	30	131	Olivier Collet	1:56.890
Row 11	33	96	Tycho Wedman	2:00.474
Row 12	36	51	Ryan Vos	2:01.961

2	58	Lukas Wimmer	1:44.870
5	111	Mike Velthuisen	1:46.454
8	2	Josef Frauenschuh	1:47.919
11	56	Jocelyn Henry	1:48.314
14	124	Djim Ulrich	1:49.432
17	89	David Legalle	1:51.120
20	121	Mervyn Verploegen	1:52.060
23	8	Bruno Collin	1:53.298
26	74	Jeroen Vijfeijke	1:54.700
29	67	Renato Lybaert	1:56.247
32	24	Alex Michel	1:58.251
35	23	Dustin Gerken	2:00.826

1	21	Jerry Van de Bunt	1:43.695
4	28	Arie Vos	1:45.671
7	84	Bram Lambrechts	1:47.379
10	41	Jasper Iwema	1:48.011
13	117	Nick Weidemann	1:49.164
16	22	Joris De Man	1:50.821
19	46	Gorden Hensel	1:52.030
22	60	Rintje Ritsma	1:52.643
25	69	Frank Schouren	1:53.852
28	72	Fabian Junge	1:55.218
31	40	Mario Wilhelm	1:57.657
34	62	Jared Schultz	2:00.504

Results and Laptimes : raceresults.nu

Timekeeping by : RSTime by Timeservice.nl

Koersdirecteur

Steward

Timekeeper

Kurt Van Borm

Marcel Lambrechts - TimeService

Publication-time



Battle of the LowLands 2016

Heat name : European Supermono - Race 2
 Heat Date : 19 June 2016
 Weather :
 Circuit name : Zolder - 4000 mtr.

Participants Started	: 35	Participants Classified	: 31
Participants Finished	: 31	Participants Not Classified	: 9
Participants Not Finished	: 4		

Green flag at	: 13:16:22	Heat recording start time	: 13:07:24
Finish flag waved at	: 13:28:39	Heat recording end time	: 13:32:13
Total time under Green	: 12:16	Total of All Laps in Heat	: 226
Number of cautions	: 0	Total time under Yellow	: 00:00:00
Number of code-60's	: 0	Total time under Code-60	: 00:00:00

Summary of winners per class

Nbr	Name / Team name	Car	Cls	Fastest Laptime	In	Avg. Speed	Laps	Race Time
21	Jerry Van de Bunt	Happeck Rotax 449	ESA	1:43.772	3	136.83	7	12:16.662
28	Arie Vos	KTM 690 Duke	690	1:44.094	6	135.92	7	12:21.611

Leader history during the Heat

#	Nbr	Lap	to Lap	Name	Car
1	34	1	1	Ezequiel Iturrioz	HKR EVO2 R
2	21	2	7	Jerry Van de Bunt	Happeck Rotax 449

Best Lap time history during the Heat

#	Nbr	lap time	in lap	Name	Car	time of day
1	21	1:44.624	2	Jerry Van de Bunt	Happeck Rotax 449	13:19:58
2	21	1:43.772	3	Jerry Van de Bunt	Happeck Rotax 449	13:21:41

Summary of best laptimes per class

Nbr	Name / Team name	Car	Cls	Fastest Laptime	In	Speed
28	Arie Vos	KTM 690 Duke	690	1:44.094	6	138.34
21	Jerry Van de Bunt	Happeck Rotax 449	ESA	1:43.772	3	138.77

Summary of number of laps in the lead

#	Nbr	Name	Car	# Laps in the lead
1	21	Jerry Van de Bunt	Happeck Rotax 449	6
2	34	Ezequiel Iturrioz	HKR EVO2 R	1