



25 - 28 August 2016

SuperMono

Oschersleben (3.667 km)

Free Practice

Classification on the best lap

Pos.	No.	Name	Nat	Manufacturer	S1	S2	S3	B Lap	In lap	Gap 1rst	Gap prev	Ideal lap time
1	21	van de Bunt Jerry	NED	Happeck Rotax 449	34.745	33.848	28.418	1:37.011	10	-	-	1:36.695
2	28	Vos Arie	NED	KTM 690 Duke	35.137	34.486	28.293	1:37.916	11	0.905	0.905	1:37.898
3	89	Legalle David	FRA	J2L BMW/PAMI	35.308	34.835	28.360	1:38.503	9	1.492	0.587	1:38.131
4	34	Iturrioz Ezequiel	ARG	HKR EVO 2R	35.291	35.067	28.721	1:39.079	10	2.068	0.576	1:38.794
5	71	Meuffels Koen	NED	KTM 690 Duke	36.080	35.094	29.141	1:40.315	12	3.304	1.236	1:40.164
6	84	Lambrechtls Bram	NED	KTM 690 Duke	36.159	34.966	29.349	1:40.474	12	3.463	0.159	1:40.154
7	9	Schottman Robert	NED	KTM 690 Duke	36.344	35.466	28.940	1:40.750	12	3.739	0.276	1:40.608
8	113	Flammann Johann	GER	HKR EVO 2R	36.288	35.225	29.413	1:40.926	9	3.915	0.176	1:40.591
9	44	Weinke Justus	GER	HKR EVO 2R	36.064	35.540	29.560	1:41.164	4	4.153	0.238	1:41.144
10	111	Velhuizen Mike	NED	TZM 250 MSV Yamaha	36.396	35.668	29.126	1:41.190	4	4.179	0.026	1:41.190
11	2	Frauenschuh Josef	AUT	KTM JF	36.411	35.156	29.702	1:41.269	10	4.258	0.079	1:41.078
12	124	Dijm Ulrich	NED	KTM 690 Duke	36.551	35.387	29.495	1:41.433	5	4.422	0.164	1:41.433
13	96	Wedman Tycho	NED	HKR EVO 2R	36.093	36.322	29.141	1:41.556	4	4.545	0.123	1:40.597
14	35	Kerkhoven Allard	NED	KTM 690 Duke	36.594	35.892	29.542	1:42.028	10	5.017	0.472	1:41.713
15	37	Pfeifer Lutz	GER	Yamaha 450	36.544	35.808	29.866	1:42.218	10	5.207	0.190	1:42.035
16	118	van de Lagemaat Ryan	NED	KTM 690 Duke	37.017	36.006	29.217	1:42.240	11	5.229	0.022	1:42.023
17	18	Kamenicky Libor	CZE	Mali Ahra	36.781	36.472	30.031	1:43.284	7	6.273	1.044	1:43.284
18	56	Henry Jocelyn	FRA	Honda 720cc	37.037	36.319	30.343	1:43.699	4	6.688	0.415	1:43.168
19	74	Vijfeijke Jeroen	NED	KTM 690 Duke	37.626	36.605	29.948	1:44.179	7	7.168	0.480	1:43.447
20	58	Wimmer Lukas	AUT	HKR EVO2RR	38.188	36.066	30.525	1:44.779	6	7.768	0.600	1:44.377
21	8	Collin Bruno	FRA	TVX 450 RS	37.195	37.478	30.573	1:45.246	11	8.235	0.467	1:44.531
22	20	Kehrer Nico	GER	KTM	37.699	37.173	30.580	1:45.452	3	8.441	0.206	1:45.452
23	24	Michel Alexander	GER	MZ Skorpion	37.861	37.288	30.890	1:46.039	10	9.028	0.587	1:45.964
24	6	Steinmetz Peter	GER	HKR EVO2R	38.146	37.230	30.754	1:46.130	9	9.119	0.091	1:46.130
25	7	Litjens Emile	NED	KTM 690 Duke	38.421	37.700	30.678	1:46.799	9	9.788	0.669	1:46.799
26	13	Brüntrup Frank	GER	HKR EVO1 CR	41.116	37.203	30.565	1:48.884	4	11.873	2.085	1:45.725
27	23	Gerken Dustin	GER	HKR EVO2	39.360	38.463	32.166	1:49.989	8	12.978	1.105	1:49.377
28	11	Wolters Jordy	NED	Yamaha HRT 740	38.968	39.651	32.358	1:50.977	10	13.966	0.988	1:50.171
29	131	Collet Olivier	FRA	KTM 690 Duke	39.147	40.042	31.913	1:51.102	9	14.091	0.125	1:50.797
30	32	Svoboda Josef	CZE	Husaberg	39.916	39.657	32.396	1:51.969	9	14.958	0.867	1:51.969
31	17	Kappeller Dirk	GER	HKR EVO 2	40.610	42.667	33.440	1:56.717	2	19.706	4.748	1:56.149
No Time												
32	5	Karl Johann	GER	KTM JK01	-	-	-	-	0	-	-	-
33	19	Guignat Laurent	FRA	Yamaha	-	-	-	-	0	-	-	-
34	26	Kues Sven	GER	HKR EVO2	-	-	-	-	0	-	-	-
35	69	Schouren Frank	NED	PGR-Pami-BMW	-	-	-	-	0	-	-	-

B Lap : 1:37.011 (136.0 km/h), (No.21) van de Bunt Jerry


**SOUS RESERVES DE VERIFICATIONS TECHNIQUES EN COURS OU D'INCIDENTS D'ORDRE SPORTIF
SUBJECT TECHNICALS SCRUTINEERING OR SPORTIFS INCIDENTS**

Clerk of the Course
Ottmar Bange



August 26, 2016 1:11 PM

The Timekeeper
Pascal Richier



12:42 PM



ADAC Westfalen e.V.

Start : 12:07, End : 12:27



25 - 28 August 2016

SuperMono

Oschersleben (3.667 km)

Qualifying 1

Classification on the best lap

Pos.	No.	Name	Nat	Manufacturer	S1	S2	S3	B Lap	In lap	Gap 1rst	Gap prev	Ideal lap time
1	21	van de Bunt Jerry	NED	Happeck Rotax 449	33.997	33.517	27.442	1:34.956	9	-	-	1:34.956
2	89	Legalle David	FRA	J2L BMW/PAMI	34.760	34.185	28.399	1:37.344	9	2.388	2.388	1:36.428
3	28	Vos Arie	NED	KTM 690 Duke	35.118	34.328	27.950	1:37.396	10	2.440	0.052	1:37.249
4	34	Iturrioz Ezequiel	ARG	HKR EVO 2R	34.864	34.108	28.537	1:37.509	10	2.553	0.113	1:37.211
5	58	Wimmer Lukas	AUT	HKR EVO2RR	35.164	34.578	28.386	1:38.128	9	3.172	0.619	1:38.128
6	111	Velthuisen Mike	NED	TZM 250 MSV Yamaha	35.340	34.396	28.889	1:38.625	7	3.669	0.497	1:38.270
7	71	Meuffels Koen	NED	KTM 690 Duke	35.860	34.892	28.850	1:39.602	5	4.646	0.977	1:39.093
8	9	Schottman Robert	NED	KTM 690 Duke	35.802	34.955	28.922	1:39.679	7	4.723	0.077	1:39.455
9	2	Frauenschuh Josef	AUT	KTM JF	35.929	35.026	28.737	1:39.692	4	4.736	0.013	1:39.415
10	113	Flammann Johann	GER	HKR EVO 2R	35.511	35.167	29.183	1:39.861	8	4.905	0.169	1:39.752
11	84	Lambrechtls Bram	NED	KTM 690 Duke	35.980	35.065	29.183	1:40.228	10	5.272	0.367	1:40.025
12	13	Brüntrup Frank	GER	HKR EVO1 CR	36.237	35.101	28.975	1:40.313	10	5.357	0.085	1:40.257
13	96	Wedman Tycho	NED	HKR EVO 2R	35.627	35.735	28.952	1:40.314	10	5.358	0.001	1:40.314
14	124	Dijm Ulrich	NED	KTM 690 Duke	36.432	34.978	29.024	1:40.434	10	5.478	0.120	1:40.406
15	44	Weinke Justus	GER	HKR EVO 2R	35.676	35.658	29.101	1:40.435	7	5.479	0.001	1:40.173
16	118	van de Lagemaat Ryan	NED	KTM 690 Duke	36.361	35.292	28.981	1:40.634	11	5.678	0.199	1:40.339
17	56	Henry Jocelyn	FRA	Honda 720cc	36.050	35.400	29.291	1:40.741	3	5.785	0.107	1:40.664
18	35	Kerkhoven Allard	NED	KTM 690 Duke	36.477	35.497	29.355	1:41.329	7	6.373	0.588	1:41.097
19	5	Karl Johann	GER	KTM JK01	36.979	35.768	29.805	1:42.552	3	7.596	1.223	1:42.401
20	18	Kamenicky Libor	CZE	Mali Ahra	36.674	36.108	29.786	1:42.568	6	7.612	0.016	1:41.743
21	37	Pfeifer Lutz	GER	Yamaha 450	36.700	36.179	29.979	1:42.858	9	7.902	0.290	1:42.432
22	74	Vijfeijke Jeroen	NED	KTM 690 Duke	36.963	36.429	29.806	1:43.198	8	8.242	0.340	1:43.052
23	8	Collin Bruno	FRA	TVX 450 RS	36.485	36.313	30.683	1:43.481	5	8.525	0.283	1:42.316
24	24	Michel Alexander	GER	MZ Skorpion	37.231	36.189	30.376	1:43.796	10	8.840	0.315	1:43.594
25	6	Steinmetz Peter	GER	HKR EVO2R	37.303	36.309	30.558	1:44.170	11	9.214	0.374	1:43.973
26	7	Litjens Emile	NED	KTM 690 Duke	37.835	36.389	30.427	1:44.651	8	9.695	0.481	1:44.344
27	23	Gerken Dustin	GER	HKR EVO2	38.021	37.370	30.752	1:46.143	5	11.187	1.492	1:45.690
28	69	Schouren Frank	NED	PGR-Pami-BMW	38.847	37.904	31.147	1:47.898	9	12.942	1.755	1:47.721
29	11	Wolters Jordy	NED	Yamaha HRT 740	38.995	37.940	31.110	1:48.045	6	13.089	0.147	1:46.681
30	131	Collet Olivier	FRA	KTM 690 Duke	38.281	38.912	31.697	1:48.890	6	13.934	0.845	1:48.225

Not Classified (Requirements : 115% of best lap of leader = 1:49.200)

31	32	Svoboda Josef	CZE	Husaberg	39.755	39.975	32.110	1:51.840	8	16.884	2.950	1:51.004
32	17	Kappeller Dirk	GER	HKR EVO 2	40.195	40.389	33.667	1:54.251	2	19.295	2.411	1:54.251

Not Time


33	19	Guignat Laurent	FRA	Yamaha	-	-	-	-	0	-	-	-
34	20	Kehrer Nico	GER	KTM	-	-	-	-	0	-	-	-
35	26	Kues Sven	GER	HKR EVO2	-	-	-	-	0	-	-	-

B Lap : 1:34.956 (139.0 km/h), (No.21) van de Bunt Jerry

**SOUS RESERVES DE VERIFICATIONS TECHNIQUES EN COURS OU D'INCIDENTS D'ORDRE SPORTIF
SUBJECT TECHNICALS SCRUTINEERING OR SPORTIFS INCIDENTS**

Clerk of the Course
Ottmar Bange

The Timekeeper
Pascal Richier


August 26, 2016 3:03 PM


3:02 PM



ADAC Westfalen e.V.

Start : 14:29, End : 14:49

SuperMono

Oschersleben (3.667 km)

Qualifying 1

Lap by lap

Laps	Time	S1	S2	S3	L Lap	SP	Laps	Time	S1	S2	S3	L Lap	SP
No. 74, Vijfeijke Jeroen, Pos. 22							9	14:47:40	44.412	44.579	40.859	Pit In	134.3
1	14:33:17	43.975	39.048	31.574	3:18.746	180.9							
2	14:35:03	38.592	37.696	30.547	1:46.835	193.8							
3	14:36:49	37.489	37.528	31.032	1:46.049	186.5							
4	14:38:35	37.712	37.066	30.925	1:45.703	194.5							
5	14:40:23	37.975	38.637	31.072	1:47.684	188.1							
6	14:42:07	37.876	36.673	30.058	1:44.607	179.4							
7	14:43:51	36.987	36.350	30.498	1:43.835	189.8							
8	14:45:34	36.963	36.429	29.806	1:43.198	185.2							
9	14:47:18	37.004	36.443	30.294	1:43.741	183.6							
10	14:49:02	37.377	36.552	29.840	1:43.769	182.7							
11	14:50:46	37.017	36.283	30.299	1:43.599	177.6							
No. 84, Lambrechtls Bram, Pos. 11							No. 118, van de Lagemaat Ryan, Pos. 16						
1	14:35:11	43.157	36.986	30.178	5:13.603	182.4	1	14:33:35	41.458	37.094	29.617	3:37.053	189.8
2	14:36:53	36.791	35.814	29.536	1:42.141	180.0	2	14:35:18	37.166	36.521	29.633	1:43.320	197.0
3	14:38:35	36.085	35.254	29.905	1:41.244	197.8	3	14:37:03	36.940	36.308	31.564	1:44.812	191.4
4	14:40:16	37.052	35.460	29.145	1:41.657	189.1	4	14:38:48	38.757	37.549	29.249	1:45.555	191.1
5	14:41:58	36.107	36.440	29.292	1:41.839	184.3	5	14:40:30	36.685	35.484	29.324	1:41.493	189.4
6	14:43:39	36.160	35.270	29.046	1:40.476	188.4	6	14:42:11	36.111	35.592	29.245	1:40.948	189.8
7	14:45:19	36.127	34.999	29.131	1:40.257	181.5	7	14:44:09	40.694	45.922	31.416	1:58.032	157.4
8	14:47:32	42.249	53.197	37.290	2:12.736	71.6	8	14:45:52	37.480	36.724	29.155	1:43.359	212.1
9	14:49:23	38.989	40.916	31.641	1:51.546	119.6	9	14:47:35	36.839	35.660	29.671	1:42.170	197.4
10	14:51:03	35.980	35.065	29.183	1:40.228	185.5	10	14:49:15	36.066	35.610	29.147	1:40.823	187.1
							11	14:50:56	36.361	35.292	28.981	1:40.634	207.2
No. 89, Legalle David, Pos. 2							No. 124, Dijn Ulrich, Pos. 14						
1	14:32:15	39.632	36.523	28.346	2:17.069	193.8	1	14:33:36	41.249	36.372	30.349	3:38.522	180.9
2	14:33:55	37.024	35.393	28.022	1:40.439	205.3	2	14:35:19	37.154	35.593	29.718	1:42.465	202.6
3	14:35:37	34.687	37.298	29.574	1:41.559	207.2	3	14:37:07	39.028	37.511	31.431	1:47.970	164.1
4	14:37:15	35.079	34.879	27.829	1:37.787	191.1	4	14:38:49	37.103	35.666	29.411	1:42.180	197.0
5	14:38:52	34.870	34.772	27.864	1:37.506	207.2	5	14:40:47	39.970	36.829	40.918	Pit In	197.0
6	14:40:30	34.480	34.536	28.564	1:37.580	207.2	6	14:44:11	-	35.238	29.562	3:24.331	206.5
7	14:42:07	34.599	35.045	27.951	1:37.595	190.4	7	14:45:52	36.404	35.499	29.373	1:41.276	193.8
8	14:43:45	34.861	34.539	28.501	1:37.901	199.2	8	14:47:36	38.292	35.601	29.771	1:43.664	195.2
9	14:45:23	34.760	34.185	28.399	1:37.344	203.7	9	14:49:17	36.733	35.174	29.172	1:41.079	189.4
10	14:47:15	34.414	34.892	43.539	Pit In	217.7	10	14:50:57	36.432	34.978	29.024	1:40.434	184.9
No. 96, Wedman Tycho, Pos. 13							No. 131, Collet Olivier, Pos. 30						
1	14:32:15	40.146	37.389	29.873	2:17.120	203.7	1	14:32:51	53.202	42.438	33.582	2:53.311	175.3
2	14:33:58	37.466	36.768	29.171	1:43.405	203.3	2	14:34:44	40.494	39.953	32.223	1:52.670	172.5
3	14:35:39	36.109	35.907	29.117	1:41.133	200.3	3	14:36:33	39.293	38.906	31.520	1:49.719	167.4
4	14:37:23	36.609	36.634	30.259	1:43.502	193.5	4	14:38:24	39.117	39.512	31.631	1:50.260	175.3
5	14:39:05	36.440	36.055	29.193	1:41.688	201.4	5	14:40:13	38.869	38.979	31.645	1:49.493	172.8
6	14:40:48	37.338	36.504	29.459	1:43.301	202.6	6	14:42:02	38.281	38.912	31.697	1:48.890	176.7
7	14:42:46	35.636	36.977	45.464	Pit In	163.6	7	14:44:04	50.769	39.149	31.624	2:01.542	179.4
8	14:47:37	-	41.152	30.068	4:51.001	177.6	8	14:46:17	41.815	51.271	40.033	2:13.119	116.3
9	14:49:19	36.550	36.364	29.262	1:42.176	201.8	9	14:48:07	39.294	39.051	31.912	1:50.257	176.7
10	14:50:59	35.627	35.735	28.952	1:40.314	198.8	10	14:49:57	40.230	38.537	31.407	1:50.174	173.6
							11	14:51:47	39.089	38.848	31.526	1:49.463	179.1
No. 111, Velthuizen Mike, Pos. 6													
1	14:33:16	46.521	38.911	43.634	Pit In	180.9							
2	14:40:44	-	37.333	29.627	7:28.383	182.1							
3	14:42:24	36.237	35.042	28.565	1:39.844	201.1							
4	14:44:14	35.452	36.109	38.563	Pit In	192.1							
5	14:47:00	-	36.563	28.640	2:46.057	198.8							
6	14:48:40	35.309	35.237	28.726	1:39.272	194.5							
7	14:50:18	35.340	34.396	28.889	1:38.625	206.1							
No. 113, Flammann Johann, Pos. 10													
1	14:33:36	44.421	36.289	30.328	3:38.713	193.8							
2	14:35:20	37.304	36.126	30.407	1:43.837	159.7							
3	14:37:03	36.837	35.597	29.946	1:42.380	197.4							
4	14:38:44	36.117	35.677	29.828	1:41.622	196.3							
5	14:40:25	35.584	35.058	30.012	1:40.654	186.5							
6	14:42:10	36.861	37.824	29.910	1:44.595	191.4							
7	14:43:50	35.754	35.349	29.726	1:40.829	200.0							
8	14:45:30	35.511	35.167	29.183	1:39.861	191.8							

Start : 14:29, End : 14:49



25 - 28 August 2016

SuperMono

Oschersleben (3.667 km)

Qualifying 2

Classification on the best lap

Table with 12 columns: Pos., No., Name, Nat, Manufacturer, S1, S2, S3, B Lap, In lap, Gap 1rst, Gap prev, Ideal lap time. Rows 1-30 showing race data.

Not Classified (Requirements : 115% of best lap of leader = 1:48.918)

Table with 12 columns: Pos., No., Name, Nat, Manufacturer, S1, S2, S3, B Lap, In lap, Gap 1rst, Gap prev, Ideal lap time. Rows 31-33 showing non-classified riders.

B Lap : 1:34.711 (139.3 km/h), (No.21) van de Bunt Jerry

SOUS RESERVES DE VERIFICATIONS TECHNIQUES EN COURS OU D'INCIDENTS D'ORDRE SPORTIF
SUBJECT TECHNICALS SCRUTINEERING OR SPORTIFS INCIDENTS

Clerk of the Course
Ottmar Bange

Signature of Ottmar Bange
August 27, 2016 11:56 AM

The Timekeeper
Pascal Richier

Signature of Pascal Richier
11:53 AM



ADAC Westfalen e.V.

Start : 11:15, End : 11:35

SuperMono

Oschersleben (3.667 km)

Qualifying 2

Lap by lap

Laps	Time	S1	S2	S3	L Lap	SP	Laps	Time	S1	S2	S3	L Lap	SP
No. 23, Gerken Dustin, Pos. 27						No. 35, Kerkhoven Allard, Pos. 15							
1	11:18:04	50.004	39.745	32.585	2:14.788	166.1	1	11:17:46	43.265	37.423	30.054	1:57.572	183.6
2	11:19:51	38.619	37.671	31.161	1:47.451	185.2	2	11:19:28	36.457	36.116	29.490	1:42.063	198.5
3	11:21:36	37.459	37.194	30.652	1:45.305	185.5	3	11:21:09	36.570	35.460	28.955	1:40.985	190.8
4	11:23:21	37.426	36.940	30.736	1:45.102	196.0	4	11:22:50	36.215	35.454	29.011	1:40.680	190.4
5	11:25:07	37.323	37.707	30.658	1:45.688	189.4	5	11:24:31	36.142	35.465	28.904	1:40.511	195.2
6	11:26:53	37.664	37.061	31.057	1:45.782	187.8	6	11:26:11	36.262	35.121	28.948	1:40.331	184.6
7	11:28:39	37.662	37.151	30.845	1:45.658	190.1	7	11:27:52	36.347	35.944	28.892	1:41.183	191.1
8	11:30:26	38.239	38.524	30.965	1:47.728	176.7	8	11:29:32	36.113	35.192	28.874	1:40.179	191.4
9	11:32:15	39.254	38.542	30.819	1:48.615	191.1	9	11:31:12	36.148	34.860	28.809	1:39.817	189.1
10	11:34:02	37.745	37.722	31.441	1:46.908	190.8	10	11:32:53	36.634	35.064	28.744	1:40.442	196.3
11	11:35:48	38.174	37.179	30.547	1:45.900	190.1	11	11:34:33	36.064	35.061	29.001	1:40.126	184.9
12	11:37:33	38.255	36.677	30.387	1:45.319	191.4	12	11:36:12	36.087	34.883	28.736	1:39.706	189.4
No. 24, Michel Alexander, Pos. 24						No. 37, Pfeifer Lutz, Pos. 23							
1	11:17:50	44.807	38.187	30.949	2:01.587	185.8	1	11:18:02	50.227	39.987	31.863	2:12.939	175.8
2	11:19:36	37.706	36.620	30.823	1:45.149	190.1	2	11:19:48	37.772	37.673	30.584	1:46.029	190.1
3	11:21:20	37.541	36.633	30.333	1:44.507	190.1	3	11:21:33	38.014	36.939	30.485	1:45.438	200.0
4	11:23:05	37.222	36.971	30.371	1:44.564	188.1	4	11:23:18	37.326	37.225	30.514	1:45.065	177.3
5	11:24:49	37.651	36.324	30.148	1:44.123	183.9	5	11:25:03	37.294	36.892	30.176	1:44.362	186.8
6	11:26:32	37.477	36.170	30.121	1:43.768	188.4	6	11:26:46	37.316	36.204	29.902	1:43.422	177.6
7	11:28:16	37.332	36.302	30.092	1:43.726	186.8	7	11:28:29	37.027	36.263	29.686	1:42.976	191.4
8	11:30:00	36.912	36.443	30.297	1:43.652	187.1	8	11:30:12	37.112	36.234	29.752	1:43.098	189.1
9	11:31:44	37.226	36.541	30.332	1:44.099	185.2	9	11:31:55	36.677	36.410	29.874	1:42.961	185.2
10	11:33:28	37.313	36.558	30.292	1:44.163	183.9	10	11:33:38	36.590	36.326	29.889	1:42.805	193.5
11	11:35:13	37.662	36.758	30.379	1:44.799	194.9	11	11:35:22	36.919	36.507	30.384	1:43.810	191.4
12	11:36:57	37.363	36.653	30.035	1:44.051	178.5	12	11:37:06	36.933	37.502	30.132	1:44.567	185.8
No. 28, Vos Arie, Pos. 4						No. 44, Weinke Justus, Pos. 14							
1	11:17:44	45.872	36.791	29.706	1:54.986	187.1	1	11:17:50	44.770	37.974	30.911	2:00.774	193.2
2	11:19:22	-	-	28.084	1:38.538	192.5	2	11:19:31	36.377	35.709	29.616	1:41.702	197.0
3	11:20:59	35.283	34.089	27.800	1:37.172	186.5	3	11:21:12	36.072	35.486	29.327	1:40.885	194.9
4	11:22:36	34.785	33.996	28.113	1:36.894	199.2	4	11:22:53	36.435	35.296	29.441	1:41.172	193.5
5	11:24:14	35.068	34.230	27.997	1:37.295	201.1	5	11:24:34	36.390	35.236	29.015	1:40.641	201.8
6	11:25:58	39.907	36.267	28.120	1:44.294	195.6	6	11:26:14	35.654	34.985	28.943	1:39.582	197.0
7	11:27:34	34.572	33.842	27.781	1:36.195	201.4	7	11:28:14	38.061	36.803	45.810	Pit In	183.9
8	11:29:11	34.504	34.534	27.868	1:36.906	200.7	No. 56, Henry Jocelyn, Pos. 12						
9	11:30:48	34.730	34.130	28.065	1:36.925	183.6	1	11:18:03	49.160	38.920	30.549	2:13.808	193.8
10	11:32:46	42.819	43.265	32.152	1:58.236	165.3	2	11:19:45	36.962	36.240	29.233	1:42.435	190.4
11	11:34:23	-	-	27.867	1:37.206	188.1	3	11:21:26	35.865	35.682	29.176	1:40.723	210.9
12	11:36:02	35.543	34.459	28.208	1:38.210	200.7	4	11:23:06	35.728	35.117	29.160	1:40.005	191.4
No. 32, Svoboda Josef, Pos. 32						No. 58, Wimmer Lukas, Pos. 2							
1	11:18:26	58.711	45.313	36.371	2:36.860	144.1	1	11:17:40	41.933	36.063	29.718	1:51.422	190.8
2	11:20:24	43.200	41.432	33.481	1:58.113	166.4	2	11:19:19	35.633	34.765	28.746	1:39.144	195.2
3	11:22:19	41.776	40.673	32.891	1:55.340	187.8	3	11:20:58	35.406	34.851	28.536	1:38.793	194.2
4	11:24:13	41.191	40.230	32.316	1:53.737	173.3	4	11:22:36	35.426	34.343	28.305	1:38.074	192.5
5	11:26:06	41.181	40.012	31.767	1:52.960	166.6	5	11:24:14	35.088	34.127	28.193	1:37.408	198.8
6	11:27:57	40.022	39.388	31.701	1:51.111	191.8	6	11:25:57	39.339	35.480	28.580	1:43.399	189.4
7	11:29:49	40.530	39.283	31.919	1:51.732	180.3	7	11:27:34	34.947	34.100	27.751	1:36.798	195.6
8	11:31:39	39.730	39.088	31.833	1:50.651	182.1	8	11:29:12	34.950	34.872	27.979	1:37.801	199.2
9	11:33:30	39.778	39.082	31.957	1:50.817	186.2	9	11:30:47	34.551	33.723	27.547	1:35.821	194.9
10	11:35:21	39.604	39.732	32.010	1:51.346	183.3	10	11:32:57	44.494	41.155	43.700	Pit In	151.4
11	11:37:52	41.392	50.708	58.944	Pit In	141.1	11	11:35:25	-	35.038	28.798	2:28.607	192.5
No. 34, Iturriz Ezequiel, Pos. 5						No. 69, Schouren Frank, Pos. 30							
1	11:17:37	41.127	35.853	28.921	1:48.420	184.3	1	11:18:06	51.434	40.088	33.021	2:17.658	150.0
2	11:19:16	35.346	34.332	28.889	1:38.567	201.1	2	11:19:54	39.176	37.658	30.799	1:47.633	182.4
3	11:20:53	35.002	34.380	28.306	1:37.688	196.0	3	11:21:41	38.692	37.513	30.821	1:47.026	173.3
4	11:22:31	34.779	34.398	28.233	1:37.410	193.5							
5	11:24:24	35.981	38.870	37.804	Pit In	112.2							
6	11:29:04	-	35.154	28.948	4:40.521	199.6							
7	11:30:41	34.869	34.004	28.164	1:37.037	197.8							
8	11:32:18	34.817	33.979	28.048	1:36.844	198.8							
9	11:33:57	35.107	35.319	28.624	1:39.050	191.4							
10	11:35:34	34.568	33.944	28.082	1:36.594	194.9							
11	11:37:14	35.414	36.228	29.101	1:40.743	190.4							

Start : 11:15, End : 11:35



25 - 28 August 2016

SuperMono

Oschersleben (3.667 km)

Combined Classification

Classification on the best lap

Pos.	No.	Name	Nat	Manufacturer	Qualifying 1	Qualifying 2	B Lap	Gap 1rst
1	21	van de Bunt Jerry	NED	Happeck Rotax 449	1:34.956	1:34.711	1:34.711	-
2	58	Wimmer Lukas	AUT	HKR EVO2RR	1:38.128	1:35.821	1:35.821	1.110
3	89	Legalle David	FRA	J2L BMW/PAMI	1:37.344	1:36.186	1:36.186	1.475
4	28	Vos Arie	NED	KTM 690 Duke	1:37.396	1:36.195	1:36.195	1.484
5	34	Iturrioz Ezequiel	ARG	HKR EVO 2R	1:37.509	1:36.594	1:36.594	1.883
6	111	Velthuizen Mike	NED	TZM 250 MSV Yamaha	1:38.625	1:37.644	1:37.644	2.933
7	2	Frauenschuh Josef	AUT	KTM JF	1:39.692	1:37.669	1:37.669	2.958
8	71	Meuffels Koen	NED	KTM 690 Duke	1:39.602	1:38.599	1:38.599	3.888
9	113	Flammann Johann	GER	HKR EVO 2R	1:39.861	1:38.652	1:38.652	3.941
10	124	Dijm Ulrich	NED	KTM 690 Duke	1:40.434	1:38.813	1:38.813	4.102
11	9	Schottman Robert	NED	KTM 690 Duke	1:39.679	1:38.833	1:38.833	4.122
12	56	Henry Jocelyn	FRA	Honda 720cc	1:40.741	1:39.138	1:39.138	4.427
13	96	Wedman Tycho	NED	HKR EVO 2R	1:40.314	1:39.509	1:39.509	4.798
14	44	Weinke Justus	GER	HKR EVO 2R	1:40.435	1:39.582	1:39.582	4.871
15	35	Kerkhoven Allard	NED	KTM 690 Duke	1:41.329	1:39.706	1:39.706	4.995
16	118	van de Lagemaat Ry...	NED	KTM 690 Duke	1:40.634	1:39.767	1:39.767	5.056
17	84	Lambrechts Bram	NED	KTM 690 Duke	1:40.228	1:40.028	1:40.028	5.317
18	13	Brüntrup Frank	GER	HKR EVO1 CR	1:40.313	1:41.292	1:40.313	5.602
19	5	Karl Johann	GER	KTM JK01	1:42.552	1:40.815	1:40.815	6.104
20	18	Kamenicky Libor	CZE	Mali Ahra	1:42.568	1:41.935	1:41.935	7.224
21	20	Kehrer Nico	GER	KTM	-	1:42.156	1:42.156	7.445
22	8	Collin Bruno	FRA	TVX 450 RS	1:43.481	1:42.231	1:42.231	7.520
23	37	Pfeifer Lutz	GER	Yamaha 450	1:42.858	1:42.805	1:42.805	8.094
24	74	Vijfeijke Jeroen	NED	KTM 690 Duke	1:43.198	1:46.245	1:43.198	8.487
25	24	Michel Alexander	GER	MZ Skorpion	1:43.796	1:43.652	1:43.652	8.941
26	7	Litjens Emile	NED	KTM 690 Duke	1:44.651	1:43.851	1:43.851	9.140
27	6	Steinmetz Peter	GER	HKR EVO2R	1:44.170	1:44.087	1:44.087	9.376
28	23	Gerken Dustin	GER	HKR EVO2	1:46.143	1:45.102	1:45.102	10.391
29	11	Wolters Jordy	NED	Yamaha HRT 740	1:48.045	1:46.250	1:46.250	11.539
30	69	Schouren Frank	NED	PGR-Pami-BMW	1:47.898	1:46.544	1:46.544	11.833
31	131	Collet Olivier	FRA	KTM 690 Duke	1:48.890	1:48.945	1:48.890	14.179
Not Classified								
32	32	Svoboda Josef	CZE	Husaberg	1:51.840	1:50.651	1:50.651	15.940
33	17	Kappeller Dirk	GER	HKR EVO 2	1:54.251	1:54.669	1:54.251	19.540

SOUS RESERVES DE VERIFICATIONS TECHNIQUES EN COURS OU D'INCIDENTS D'ORDRE SPORTIF
SUBJECT TECHNICALS SCRUTINEERING OR SPORTIFS INCIDENTS

Clerk of the Course
Ottmar Bange

The Timekeeper
Pascal Richier

August 27, 2016 11:56 AM

11:53 AM



ADAC Westfalen e.V.



25 - 28 August 2016

SuperMono

Oschersleben (3.667 km)

Race 1

Starting grid

AMENDED

Start time : 28/08/2016 11:20 Closing pre grid : 11:00 Duration : 12 Lp. (44.004 Kms)

11	32	Svoboda Josef 1:50.651	31	69	Schouren Frank 1:46.544	29	131	Collet Olivier 1:48.890	30
10	11	Wolters Jordy 1:46.250	28	23	Gerken Dustin 1:45.102	27	24	Michel Alexander 1:43.652	24
9	7	Litjens Emile 1:43.851	25	6	Steinmetz Peter 1:44.087	26	74	Vijfeijke Jeroen 1:43.198	23
8	37	Pfeifer Lutz 1:42.805	22	8	Collin Bruno 1:42.231	21	5	Karl Johann 1:40.815	18
7	18	Kamenicky Libor 1:41.935	19	20	Kehrer Nico 1:42.156	20	13	Brüntrup Frank 1:40.313	17
6	84	Lambrechts Bram 1:40.028	16	118	van de Lagemaat Ryan 1:39.767	15	96	Wedman Tycho 1:39.509	12
5	44	Weinke Justus 1:39.582	13	35	Kerkhoven Allard 1:39.706	14	56	Henry Jocelyn 1:39.138	11
4	9	Schottman Robert 1:38.833	10	124	Dijm Ulrich 1:38.813	9	111	Velthuisen Mike 1:37.644	6
3	2	Frauschuh Josef 1:37.669	7	113	Flammann Johann 1:38.652	8	34	Iturrioz Ezequiel 1:36.594	5
2	28	Vos Arie 1:36.195	4	89	Legalle David 1:36.186	3	58	Wimmer Lukas 1:35.821	2
1	21	van de Bunt Jerry 1:34.711	1						

Pole position

SOUS RESERVES DE VERIFICATIONS TECHNIQUES EN COURS OU D'INCIDENTS D'ORDRE SPORTIF
SUBJECT TECHNICALS SCRUTINEERING OR SPORTIFS INCIDENTS

Clerk of the Course
Ottmar Bange

The Timekeeper
Pascal Richier

Motorsport Arena
Oschersleben



ADAC Westfalen e.V.

August 28, 2016 9:11 AM

9:10 AM



25 - 28 August 2016

SuperMono

Oschersleben (3.667 km)

Race 1

Classification on the total laps

Pos.	No.	Name	Nat	Manufacturer	Laps	Total time	Gap 1st	Gap prev	B Lap	In lap	Ideal lap time
1	2	Frauenschuh Josef	AUT	KTM JF	11	00:17:44.747	-	-	1:35.603	10	1:34.986
2	58	Wimmer Lukas	AUT	HKR EVO2RR	11	00:17:46.600	1.853	1.853	1:35.301	7	1:35.192
3	28	Vos Arie	NED	KTM 690 Duke	11	00:17:46.717	1.970	0.117	1:35.683	7	1:35.378
4	89	Legalle David	FRA	J2L BMW/PAMI	11	00:17:46.790	2.043	0.073	1:35.970	10	1:35.359
5	34	Iturrioz Ezequiel	ARG	HKR EVO 2R	11	00:17:47.252	2.505	0.462	1:35.856	7	1:35.512
6	21	van de Bunt Jerry	NED	Happeck Rotax 449	11	00:17:49.991	5.244	2.739	1:36.089	5	1:36.074
7	111	Velthuizen Mike	NED	TZM 250 MSV Yamaha	11	00:17:56.813	12.066	6.822	1:36.573	4	1:36.501
8	56	Henry Jocelyn	FRA	Honda 720cc	11	00:18:11.125	26.378	14.312	1:38.154	9	1:37.757
9	9	Schottman Robert	NED	KTM 690 Duke	11	00:18:13.882	29.135	2.757	1:38.340	7	1:37.947
10	124	Dijm Ulrich	NED	KTM 690 Duke	11	00:18:13.940	29.193	0.058	1:38.294	7	1:38.125
11	84	Lambrechts Bram	NED	KTM 690 Duke	11	00:18:24.836	40.089	10.896	1:39.316	10	1:38.959
12	118	van de Lagemaat Ryan	NED	KTM 690 Duke	11	00:18:24.922	40.175	0.086	1:39.101	4	1:39.101
13	113	Flammann Johann	GER	HKR EVO 2R	11	00:18:25.159	40.412	0.237	1:39.249	9	1:38.670
14	96	Wedman Tycho	NED	HKR EVO 2R	11	00:18:25.906	41.159	0.747	1:39.116	4	1:38.951
15	44	Weinke Justus	GER	HKR EVO 2R	11	00:18:25.977	41.230	0.071	1:39.182	10	1:38.799
16	35	Kerkhoven Allard	NED	KTM 690 Duke	11	00:18:28.052	43.305	2.075	1:39.607	5	1:39.476
17	5	Karl Johann	GER	KTM JK01	11	00:18:30.803	46.056	2.751	1:39.652	3	1:39.076
18	18	Kamenicky Libor	CZE	Mali Ahra	11	00:18:54.202	1:09.455	23.399	1:41.162	7	1:40.805
19	37	Pfeifer Lutz	GER	Yamaha 450	11	00:18:54.543	1:09.796	0.341	1:40.155	10	1:40.067
20	8	Collin Bruno	FRA	TVX 450 RS	11	00:18:54.980	1:10.233	0.437	1:40.687	3	1:40.034
21	24	Michel Alexander	GER	MZ Skorpion	11	00:19:04.701	1:19.954	9.721	1:41.654	8	1:41.654
22	7	Litjens Emile	NED	KTM 690 Duke	11	00:19:10.272	1:25.525	5.571	1:43.034	7	1:42.741
23	6	Steinmetz Peter	GER	HKR EVO2R	11	00:19:17.658	1:32.911	7.386	1:43.189	8	1:42.816
24	23	Gerken Dustin	GER	HKR EVO2	11	00:19:17.716	1:32.969	0.058	1:43.151	8	1:42.831
25	74	Vijfeijke Jeroen	NED	KTM 690 Duke	10	00:17:46.471	1 Lp.	1 Lp.	1:44.631	10	1:44.288
26	11	Wolters Jordy	NED	Yamaha HRT 740	10	00:17:47.451	1 Lp.	0.980	1:44.625	7	1:44.467
27	69	Schouren Frank	NED	PGR-Pami-BMW	10	00:17:48.410	1 Lp.	0.959	1:45.102	8	1:43.807
28	32	Svoboda Josef	CZE	Husaberg	10	00:18:32.284	1 Lp.	43.874	1:49.321	10	1:48.958
29	131	Collet Olivier	FRA	KTM 690 Duke	10	00:18:58.634	1 Lp.	26.350	1:45.639	5	1:44.937
Not Classified (Requirements : Must cross the finishing line or 75% of number laps of leader = 9 Lp.)											
30	13	Brüntrup Frank	GER	HKR EVO1 CR	4	00:06:48.440	7 Lp.	6 Lp.	1:39.579	4	1:38.876
31	20	Kehrer Nico	GER	KTM	1	00:02:40.958	10 Lp.	3 Lp.	-	0	-

B Lap : 1:35.301 (138.5 km/h), (No.58) Wimmer Lukas

**SOUS RESERVES DE VERIFICATIONS TECHNIQUES EN COURS OU D'INCIDENTS D'ORDRE SPORTIF
SUBJECT TECHNICALS SCRUTINEERING OR SPORTIFS INCIDENTS**

Clerk of the Course
Ottmar Bange

The Timekeeper
Pascal Richier



August 28, 2016 11:52 AM



11:48 AM



ADAC Westfalen e.V.

Laps	Time	S1	S2	S3	L Lap	SP	Laps	Time	S1	S2	S3	L Lap	SP		
No. 2, Frauenschuh Josef, Pos. 1							12	-	36.139	36.301	-	-	195.2		
1	11:23:06	-	34.813	28.271	1:43.758	200.0	No. 9, Schottman Robert, Pos. 9								
2	11:24:42	34.679	33.525	27.733	1:35.937	211.7	1	11:23:08	-	35.325	28.536	1:45.298	202.6		
3	11:26:19	34.570	33.987	27.609	1:36.166	210.5	2	11:24:47	35.582	34.924	28.440	1:38.946	192.5		
4	11:27:55	35.213	33.890	27.519	1:36.622	208.4	3	11:26:25	35.544	34.472	28.379	1:38.395	203.7		
5	11:29:31	34.393	33.647	27.812	1:35.852	199.2	4	11:28:04	35.712	34.442	28.414	1:38.568	199.2		
6	11:31:07	35.029	33.584	27.567	1:36.180	203.3	5	11:29:44	36.085	34.525	29.097	1:39.707	194.2		
7	11:32:52	34.487	33.508	27.817	1:35.812	199.6	6	11:31:22	35.584	34.463	28.558	1:38.605	196.7		
8	11:34:20	34.124	34.682	27.625	1:36.431	195.2	7	11:33:06	35.826	34.284	28.230	1:38.340	186.5		
9	11:35:56	34.456	33.883	28.284	1:36.623	213.8	8	11:34:39	35.505	34.499	28.849	1:38.853	201.8		
10	11:37:32	34.188	33.682	27.733	1:35.603	201.8	9	11:36:18	35.738	34.330	28.726	1:38.794	194.9		
11	11:39:08	34.191	33.343	28.229	1:35.763	215.5	10	11:37:57	35.825	34.948	28.158	1:38.931	193.8		
12	-	2:10.216	49.943	-	-	94.1	11	11:39:37	35.908	34.729	28.808	1:39.445	187.5		
No. 5, Karl Johann, Pos. 17							12	-	2:17.799	46.702	-	-	128.4		
1	11:23:12	-	35.964	29.386	1:48.937	197.8	No. 11, Wolters Jordy, Pos. 26								
2	11:24:52	36.319	35.266	29.226	1:40.811	191.1	1	11:23:19	-	38.795	30.846	1:55.856	182.1		
3	11:26:32	35.883	34.765	29.004	1:39.652	200.7	2	11:25:06	37.972	37.854	31.414	1:47.240	192.8		
4	11:28:12	36.010	35.152	28.539	1:39.701	185.2	3	11:26:53	38.371	37.533	30.843	1:46.747	193.2		
5	11:29:52	35.774	35.395	28.938	1:40.107	183.9	4	11:28:38	37.492	36.687	30.852	1:45.031	194.2		
6	11:31:32	35.971	35.197	28.537	1:39.705	198.1	5	11:30:24	37.714	37.100	31.077	1:45.891	186.5		
7	11:33:13	36.051	35.154	28.765	1:39.970	188.1	6	11:32:11	37.489	37.218	30.838	1:45.545	170.8		
8	11:34:52	36.062	35.156	28.710	1:39.928	185.2	7	11:33:54	37.218	36.777	30.630	1:44.625	182.4		
9	11:36:31	35.905	35.151	28.733	1:39.789	185.5	8	11:35:39	37.532	36.865	30.562	1:44.959	179.7		
10	11:38:12	36.035	35.126	29.039	1:40.200	192.8	9	11:37:24	37.677	37.071	30.941	1:45.689	185.2		
11	11:39:54	36.655	35.641	29.707	1:42.003	175.6	10	11:39:10	38.010	36.822	31.036	1:45.868	200.0		
12	-	2:30.322	55.144	-	-	119.6	11	-	37.279	37.218	-	-	173.9		
No. 6, Steinmetz Peter, Pos. 23							No. 13, Brüntrup Frank, Pos. 30								
1	11:23:17	-	37.685	31.041	1:54.636	173.3	1	11:23:11	-	36.073	29.171	1:48.486	185.5		
2	11:25:03	37.710	37.097	30.657	1:45.464	184.3	2	11:24:52	35.958	35.429	29.168	1:40.555	194.9		
3	11:26:51	37.809	37.258	31.013	1:46.080	171.9	3	11:26:32	35.907	35.070	28.843	1:39.820	198.1		
4	11:28:35	37.887	37.388	30.432	1:45.707	189.1	4	11:28:11	35.810	34.663	29.106	1:39.579	201.8		
5	11:30:19	37.658	36.858	30.238	1:44.754	191.8	5	-	35.370	-	-	-	-		
6	11:32:05	37.262	36.500	30.343	1:44.105	174.1	No. 18, Kamenicky Libor, Pos. 18								
7	11:33:47	37.191	36.273	30.072	1:43.536	185.2	1	11:23:14	-	36.617	29.930	1:51.404	207.2		
8	11:35:30	37.316	36.006	29.867	1:43.189	184.6	2	11:24:58	36.773	36.195	30.481	1:43.449	198.5		
9	11:37:13	37.072	36.075	30.043	1:43.190	183.3	3	11:26:41	37.336	36.523	29.457	1:43.316	201.4		
10	11:38:57	37.140	36.464	30.100	1:43.704	192.5	4	11:28:23	36.369	36.061	29.437	1:41.867	190.1		
11	11:40:40	36.943	36.269	30.081	1:43.293	176.4	5	11:30:05	36.565	36.506	29.546	1:42.617	178.5		
No. 7, Litjens Emile, Pos. 22							6	11:31:48	36.349	36.080	29.692	1:42.121	205.7		
1	11:23:15	-	37.187	30.016	1:52.603	182.1	7	11:33:29	36.154	35.805	29.203	1:41.162	205.7		
2	11:24:59	37.589	36.299	30.082	1:43.970	184.9	8	11:35:10	36.374	35.727	29.434	1:41.535	186.5		
3	11:26:46	37.500	36.238	30.052	1:43.790	194.9	9	11:36:52	36.233	36.248	29.581	1:42.062	179.7		
4	11:28:26	37.370	36.002	29.825	1:43.197	177.6	10	11:38:35	36.319	36.305	29.695	1:42.319	191.8		
5	11:30:11	37.610	36.835	30.335	1:44.780	182.7	11	11:40:17	36.562	36.161	29.627	1:42.350	182.7		
6	11:31:54	37.367	36.273	29.626	1:43.266	175.8	12	-	36.614	35.448	-	-	193.5		
7	11:33:37	37.118	35.997	29.919	1:43.034	187.8	No. 20, Kehler Nico, Pos. 31								
8	11:35:21	37.318	36.396	29.893	1:43.607	188.4	1	11:24:04	44.747	38.696	53.108	Pit In	161.6		
9	11:37:05	37.466	36.257	29.929	1:43.652	170.3	No. 21, van de Bunt Jerry, Pos. 6								
10	11:38:49	37.326	36.390	30.164	1:43.880	170.0	1	11:23:07	-	34.950	28.417	1:44.455	197.0		
11	11:40:33	37.484	36.663	30.346	1:44.493	173.9	2	11:24:44	35.036	33.882	27.980	1:36.898	204.9		
12	-	37.687	36.679	-	-	174.1	3	11:26:21	34.801	33.920	27.994	1:36.715	188.1		
No. 8, Collin Bruno, Pos. 20							4	11:27:58	34.845	33.958	27.890	1:36.693	218.6		
1	11:23:12	-	36.251	28.751	1:49.302	188.8	5	11:29:34	34.596	33.709	27.784	1:36.089	223.6		
2	11:24:53	36.257	35.888	29.098	1:41.243	186.5	6	11:31:10	34.620	33.907	27.894	1:36.421	217.7		
3	11:26:34	35.906	35.377	29.404	1:40.687	199.6	7	11:32:58	34.581	33.796	27.913	1:36.290	218.1		
4	11:28:16	36.031	36.204	29.503	1:41.738	186.8	8	11:34:23	34.738	33.895	28.498	1:37.131	217.3		
5	11:29:59	36.327	37.682	29.449	1:43.458	175.8	9	11:36:00	34.702	33.952	27.854	1:36.508	199.2		
6	11:31:43	36.680	36.901	29.853	1:43.434	173.3	10	11:37:36	34.760	33.879	27.853	1:36.492	205.7		
7	11:33:26	36.945	36.815	30.027	1:43.787	168.2	11	11:39:13	34.654	33.765	27.880	1:36.299	207.6		
8	11:35:11	37.458	36.947	30.161	1:44.566	187.8	12	-	2:12.881	42.065	-	-	94.3		
9	11:36:53	36.157	36.902	29.143	1:42.202	179.1									
10	11:38:35	36.190	36.205	29.329	1:41.724	183.9									
11	11:40:18	36.551	36.493	29.795	1:42.839	190.1									

Race 1

Lap by lap

Laps	Time	S1	S2	S3	L Lap	SP	Laps	Time	S1	S2	S3	L Lap	SP
No. 23, Gerken Dustin, Pos. 24							12	-	2:09.652	48.595	-	-	85.7
1	11:23:19	-	40.220	30.978	1:56.354	164.1							
2	11:25:06	37.636	38.019	31.162	1:46.817	180.3	No. 35, Kerkhoven Allard, Pos. 16						
3	11:26:51	37.627	36.665	30.027	1:44.319	180.9	1	11:23:10	-	35.772	29.228	1:47.682	189.1
4	11:28:34	36.771	37.043	29.783	1:43.597	186.2	2	11:24:50	36.069	35.145	28.859	1:40.073	185.2
5	11:30:19	36.976	37.820	29.953	1:44.749	185.2	3	11:26:30	35.968	35.119	28.920	1:40.007	184.6
6	11:32:04	36.790	37.508	30.116	1:44.414	180.3	4	11:28:10	36.003	35.028	28.849	1:39.880	187.5
7	11:33:46	36.736	36.641	29.928	1:43.305	187.8	5	11:29:50	35.767	34.987	28.853	1:39.607	190.4
8	11:35:30	36.414	36.816	29.921	1:43.151	179.7	6	11:31:30	35.903	35.144	29.060	1:40.107	201.4
9	11:37:13	36.748	36.680	29.806	1:43.234	192.1	7	11:33:11	36.115	35.139	28.801	1:40.055	198.1
10	11:38:57	37.004	36.986	29.952	1:43.942	192.8	8	11:34:50	35.923	35.037	28.748	1:39.708	181.8
11	11:40:41	36.407	37.054	30.373	1:43.834	176.7	9	11:36:30	35.868	35.057	28.913	1:39.838	192.1
12	-	36.613	52.149	-	-	71.3	10	11:38:10	36.119	34.961	28.870	1:39.950	189.4
No. 24, Michel Alexander, Pos. 21							11	11:39:51	36.032	36.228	28.885	1:41.145	185.2
1	11:23:13	-	36.620	30.115	1:50.741	181.8	12	-	2:25.757	48.967	-	-	139.8
2	11:24:57	36.969	36.496	30.381	1:43.846	184.9	No. 37, Pfeifer Lutz, Pos. 19						
3	11:26:42	37.339	36.827	30.335	1:44.501	185.2	1	11:23:17	-	37.611	30.633	1:54.321	201.4
4	11:28:26	37.255	36.413	30.445	1:44.113	186.8	2	11:25:02	37.572	36.680	30.278	1:44.530	177.0
5	11:30:11	38.241	37.017	29.789	1:45.047	178.2	3	11:26:47	37.094	36.116	29.978	1:43.188	205.7
6	11:31:53	36.570	35.921	29.856	1:42.347	186.8	4	11:28:27	36.672	35.568	29.784	1:42.024	196.0
7	11:33:36	36.696	35.960	29.726	1:42.382	185.5	5	11:30:10	37.343	36.596	29.624	1:43.563	173.6
8	11:35:17	36.408	35.703	29.543	1:41.654	186.5	6	11:31:53	36.464	35.913	29.782	1:42.159	194.5
9	11:37:00	36.632	36.341	30.021	1:42.994	185.8	7	11:33:34	36.668	35.713	29.425	1:41.806	197.8
10	11:38:44	36.846	36.446	30.015	1:43.307	177.3	8	11:35:15	36.125	35.562	29.201	1:40.888	187.8
11	11:40:28	37.037	36.601	30.131	1:43.769	185.2	9	11:36:56	36.006	35.254	29.162	1:40.422	200.3
12	-	37.224	36.740	-	-	153.1	10	11:38:36	35.873	35.196	29.086	1:40.155	203.0
No. 28, Vos Arie, Pos. 3							11	11:40:17	35.966	36.056	29.465	1:41.487	188.1
1	11:23:04	-	34.198	28.033	1:41.741	200.7	12	-	36.025	35.108	-	-	186.8
2	11:24:42	35.141	34.563	27.676	1:37.380	187.5	No. 44, Weinke Justus, Pos. 15						
3	11:26:19	34.805	34.303	27.564	1:36.672	202.6	1	11:23:11	-	36.011	29.303	1:48.316	194.2
4	11:27:56	35.362	34.310	27.542	1:37.214	181.8	2	11:24:51	36.015	35.470	28.759	1:40.244	202.6
5	11:29:32	34.425	33.808	27.531	1:35.764	187.5	3	11:26:31	36.147	35.151	28.854	1:40.152	198.5
6	11:31:09	34.960	34.238	27.801	1:36.999	204.9	4	11:28:11	35.629	34.932	29.024	1:39.585	201.1
7	11:32:53	34.293	33.786	27.604	1:35.683	191.8	5	11:29:51	35.629	35.535	29.188	1:40.352	194.9
8	11:34:21	34.460	34.098	28.213	1:36.771	194.2	6	11:31:31	35.673	35.129	29.071	1:39.873	196.0
9	11:35:57	34.460	33.684	27.839	1:35.983	191.8	7	11:33:13	35.548	35.004	28.785	1:39.337	204.5
10	11:37:34	34.838	33.554	28.165	1:36.557	202.6	8	11:34:50	35.866	35.132	28.832	1:39.830	197.4
11	11:39:10	34.340	33.616	27.997	1:35.953	193.5	9	11:36:30	35.500	34.883	28.995	1:39.378	193.2
12	-	2:11.037	43.049	-	-	121.8	10	11:38:09	35.157	35.142	28.883	1:39.182	197.4
No. 32, Svoboda Josef, Pos. 28							11	11:39:49	35.638	35.142	28.948	1:39.728	196.3
1	11:23:22	-	39.569	31.617	1:58.936	167.1	12	-	2:32.375	49.185	-	-	118.0
2	11:25:12	39.370	38.870	31.600	1:49.840	193.2	No. 56, Henry Jocelyn, Pos. 8						
3	11:27:02	39.638	39.257	31.690	1:50.585	170.6	1	11:23:08	-	35.731	28.386	1:45.589	192.1
4	11:28:52	39.486	38.722	31.850	1:50.058	163.3	2	11:24:47	35.459	34.905	28.412	1:38.776	203.7
5	11:30:44	39.768	40.800	31.694	1:52.262	184.3	3	11:26:26	35.457	34.498	28.567	1:38.522	207.6
6	11:32:38	39.475	39.129	31.525	1:50.129	188.4	4	11:28:04	35.558	34.490	28.385	1:38.433	191.8
7	11:34:25	39.605	38.967	31.473	1:50.045	188.8	5	11:29:42	35.393	34.576	28.334	1:38.303	196.7
8	11:36:15	39.499	39.255	31.533	1:50.287	187.8	6	11:31:22	35.568	35.270	28.415	1:39.253	196.7
9	11:38:06	40.101	38.865	31.855	1:50.821	177.3	7	11:33:05	35.006	34.695	28.663	1:38.364	193.5
10	11:39:55	39.527	38.115	31.679	1:49.321	166.4	8	11:34:38	35.103	34.417	28.636	1:38.156	207.6
11	-	2:54.652	47.568	-	-	129.9	9	11:36:16	35.107	34.597	28.450	1:38.154	183.6
No. 34, Iturrioz Ezequiel, Pos. 5							10	11:37:55	35.715	34.738	28.420	1:38.873	181.5
1	11:23:05	-	34.465	28.172	1:41.743	187.1	11	11:39:34	35.279	34.815	28.608	1:38.702	191.4
2	11:24:42	34.855	34.351	27.987	1:37.193	189.4	12	-	2:20.527	55.729	-	-	116.0
3	11:26:19	34.954	34.134	27.750	1:36.838	192.1	No. 58, Wimmer Lukas, Pos. 2						
4	11:27:55	35.095	33.760	27.561	1:36.416	194.2	1	11:23:05	-	34.230	28.330	1:41.980	194.9
5	11:29:31	34.514	33.866	27.794	1:36.174	196.0	2	11:24:42	35.240	34.309	27.892	1:37.441	198.8
6	11:31:07	34.559	33.894	27.756	1:36.209	198.5	3	11:26:19	35.307	33.991	27.771	1:37.069	201.8
7	11:32:52	34.285	33.677	27.894	1:35.856	198.5	4	11:27:56	35.109	34.139	27.760	1:37.008	191.1
8	11:34:20	34.347	35.094	27.605	1:37.046	198.1	5	11:29:32	34.452	33.496	27.517	1:35.465	201.4
9	11:35:57	34.399	33.986	27.937	1:36.322	197.8	6	11:31:08	34.585	34.086	27.912	1:36.583	201.4
10	11:37:33	34.447	33.949	27.558	1:35.954	201.4	7	11:32:52	34.298	33.450	27.553	1:35.301	199.6
11	11:39:10	34.326	33.669	29.506	1:37.501	205.3	8	11:34:21	34.387	34.804	27.956	1:37.147	197.4

Race 1

Lap by lap

Laps	Time	S1	S2	S3	L Lap	SP	Laps	Time	S1	S2	S3	L Lap	SP
No. 58, Wimmer Lukas, Pos. 2							7	11:33:09	35.740	35.479	28.822	1:40.041	204.9
9	11:35:57	34.879	33.419	27.806	1:36.104	200.3	8	11:34:49	35.372	35.389	29.576	1:40.337	197.8
10	11:37:33	34.656	33.514	28.393	1:36.563	195.6	9	11:36:29	35.726	35.295	28.802	1:39.823	206.1
11	11:39:10	34.256	33.452	28.231	1:35.939	193.5	10	11:38:09	35.451	35.137	28.794	1:39.382	210.1
12	-	2:09.853	47.376	-	-	97.6	11	11:39:49	35.657	35.395	29.065	1:40.117	196.3
No. 69, Schouren Frank, Pos. 27							12	-	2:33.106	47.123	-	-	133.8
1	11:23:19	-	38.132	31.444	1:56.522	173.9	No. 111, Velthuizen Mike, Pos. 7						
2	11:25:06	38.267	37.745	31.119	1:47.131	178.8	1	11:23:08	-	35.376	28.505	1:45.656	218.1
3	11:26:53	38.347	37.090	31.389	1:46.826	176.7	2	11:24:46	35.140	34.228	28.347	1:37.715	209.3
4	11:28:38	38.162	36.738	30.282	1:45.182	180.9	3	11:26:23	35.149	34.140	27.883	1:37.172	210.5
5	11:30:24	37.752	37.213	30.746	1:45.711	190.1	4	11:28:00	34.941	33.904	27.728	1:36.573	216.8
6	11:32:11	37.983	36.525	30.932	1:45.440	185.5	5	11:29:37	34.877	34.022	27.720	1:36.619	196.7
7	11:33:55	37.953	36.952	30.407	1:45.312	189.4	6	11:31:14	34.992	34.380	27.817	1:37.189	200.3
8	11:35:40	37.569	36.881	30.652	1:45.102	193.5	7	11:33:04	34.976	34.366	27.828	1:37.170	194.2
9	11:37:25	37.437	36.508	31.209	1:45.154	195.2	8	11:34:28	35.048	34.174	27.821	1:37.043	193.8
10	11:39:11	38.669	36.088	31.273	1:46.030	177.9	9	11:36:05	35.138	34.268	27.769	1:37.175	214.2
11	-	2:26.173	44.992	-	-	128.1	10	11:37:42	35.043	34.202	27.859	1:37.104	213.4
No. 74, Vijfeijke Jeroen, Pos. 25							11	11:39:20	35.306	34.321	27.770	1:37.397	212.1
1	11:23:17	-	37.952	30.643	1:54.191	175.3	12	-	2:14.917	43.309	-	-	130.5
2	11:25:03	37.937	37.220	30.630	1:45.787	187.1	No. 113, Flammann Johann, Pos. 13						
3	11:26:49	37.849	37.394	30.906	1:46.149	182.1	1	11:23:10	-	35.417	29.400	1:47.302	195.6
4	11:28:36	37.679	37.705	31.459	1:46.843	176.1	2	11:24:50	35.565	34.948	29.065	1:39.578	201.1
5	11:30:23	37.719	37.992	31.254	1:46.965	174.4	3	11:26:30	35.747	35.005	29.232	1:39.984	199.6
6	11:32:11	37.847	37.340	31.177	1:46.364	169.8	4	11:28:09	35.635	34.978	28.760	1:39.373	185.2
7	11:33:54	38.011	36.899	30.331	1:45.241	187.1	5	11:29:49	35.768	34.991	29.362	1:40.121	196.0
8	11:35:40	37.335	37.539	30.354	1:45.228	180.9	6	11:31:29	36.882	34.901	28.560	1:40.343	200.3
9	11:37:25	37.149	37.011	30.912	1:45.072	188.4	7	11:33:09	35.576	35.422	28.789	1:39.787	196.0
10	11:39:10	37.402	36.808	30.421	1:44.631	176.7	8	11:34:49	35.392	35.294	29.223	1:39.909	198.8
11	-	2:22.791	42.282	-	-	142.1	9	11:36:28	35.326	34.878	29.045	1:39.249	186.2
No. 84, Lambrechtls Bram, Pos. 11							10	11:38:08	35.891	34.850	29.036	1:39.777	192.8
1	11:23:09	-	35.584	28.942	1:46.714	198.1	11	11:39:48	35.901	34.784	29.051	1:39.736	189.1
2	11:24:49	35.631	35.036	28.834	1:39.501	189.1	12	-	2:32.980	54.901	-	-	151.6
3	11:26:29	36.053	34.989	28.738	1:39.780	194.9	No. 118, van de Lagemaat Ryan, Pos. 12						
4	11:28:08	35.558	35.321	28.638	1:39.517	196.7	1	11:23:09	-	35.530	29.103	1:46.342	196.0
5	11:29:49	36.351	35.117	28.974	1:40.442	190.8	2	11:24:49	36.073	35.222	28.721	1:40.016	201.4
6	11:31:28	35.668	35.246	28.861	1:39.775	188.8	3	11:26:29	36.003	35.246	29.035	1:40.284	192.1
7	11:33:09	36.075	35.011	28.685	1:39.771	197.0	4	11:28:09	-	-	28.470	1:39.101	198.1
8	11:34:48	36.023	35.090	28.724	1:39.837	206.8	5	11:29:48	35.828	35.266	28.790	1:39.884	180.3
9	11:36:28	35.887	35.147	29.127	1:40.161	178.5	6	11:31:29	35.834	35.371	28.955	1:40.160	199.2
10	11:38:08	35.897	34.763	28.656	1:39.316	201.8	7	11:33:09	36.088	35.061	28.678	1:39.827	193.2
11	11:39:48	36.372	34.857	28.793	1:40.022	200.0	8	11:34:48	35.883	35.114	28.893	1:39.890	184.3
12	-	2:28.056	37.461	-	-	154.5	9	11:36:28	35.804	35.060	28.839	1:39.703	192.1
No. 89, Legalle David, Pos. 4							10	11:38:08	35.848	35.083	28.768	1:39.699	206.5
1	11:23:05	-	34.004	27.501	1:41.981	200.3	11	11:39:48	35.959	35.177	28.880	1:40.016	196.3
2	11:24:41	34.618	34.251	27.638	1:36.507	185.2	12	-	2:28.605	45.838	-	-	167.4
3	11:26:18	34.558	34.436	27.668	1:36.662	199.6	No. 124, Dijn Ulrich, Pos. 10						
4	11:27:54	34.615	33.919	27.593	1:36.127	194.9	1	11:23:07	-	34.971	29.080	1:44.565	181.5
5	11:29:30	34.583	34.029	27.464	1:36.076	207.2	2	11:24:46	35.640	34.700	28.689	1:39.029	174.7
6	11:31:07	34.556	34.145	27.697	1:36.398	208.0	3	11:26:25	35.814	34.383	28.556	1:38.753	183.9
7	11:32:52	34.358	33.996	27.647	1:36.001	200.0	4	11:28:04	35.731	34.546	28.599	1:38.876	203.7
8	11:34:20	34.696	35.017	27.523	1:37.236	197.8	5	11:29:43	36.296	34.291	28.820	1:39.407	197.8
9	11:35:56	34.794	33.724	27.904	1:36.422	193.2	6	11:31:22	35.564	34.570	28.651	1:38.785	187.1
10	11:37:32	34.648	33.833	27.489	1:35.970	201.4	7	11:33:05	35.525	34.308	28.461	1:38.294	191.1
11	11:39:10	34.303	33.592	29.515	1:37.410	209.7	8	11:34:39	35.826	34.399	28.681	1:38.906	200.3
12	-	2:11.131	43.682	-	-	121.7	9	11:36:18	35.549	34.498	28.648	1:38.695	199.6
No. 96, Wedman Tycho, Pos. 14							10	11:37:57	35.812	34.997	28.309	1:39.118	191.8
1	11:23:11	-	35.654	29.368	1:47.992	191.8	11	11:39:37	36.036	34.591	28.885	1:39.512	182.7
2	11:24:51	35.930	35.476	28.978	1:40.384	200.7	12	-	2:18.437	55.715	-	-	110.9
3	11:26:31	35.678	35.086	28.698	1:39.462	198.8	No. 131, Collet Olivier, Pos. 29						
4	11:28:10	35.292	34.961	28.863	1:39.116	205.3	1	11:23:20	-	38.993	30.989	1:57.194	180.0
5	11:29:49	35.309	35.256	28.983	1:39.548	198.5	2	11:25:07	38.455	37.880	30.684	1:47.019	178.5
6	11:31:29	35.698	35.196	28.810	1:39.704	201.1	3	11:26:53	38.408	37.481	30.651	1:46.540	180.3

Laps	Time	S1	S2	S3	L Lap	SP	Laps	Time	S1	S2	S3	L Lap	SP
No. 131, Collet Olivier, Pos. 29													
4	11:28:39	38.312	37.471	30.103	1:45.886	180.3							
5	11:30:25	37.595	37.604	30.440	1:45.639	163.6							
6	11:32:12	37.985	37.358	30.952	1:46.295	177.3							
7	11:33:57	37.995	37.810	30.292	1:46.097	168.2							
8	11:35:58	37.673	37.239	45.139	2:00.051	170.6							
9	11:38:08	48.477	48.034	34.418	2:10.929	146.9							
10	11:40:21	40.499	38.138	54.347	Pit In	173.6							



25 - 28 August 2016

SuperMono

Oschersleben (3.667 km)

Race 1

Lap chart

Start :	21	58	89	28	34	111	2	113	124	9	56	96	44	35	118	84	13	5	18	20	8	37	74	24	7	6	23	11	69	131	32	
Lap 0																																
Lap 1	28	34	58	89	2	21	124	9	56	118	84	113	35	96	44	13	5	8	24	18	7	74	37	6	11	23	69	131	32	20		
Lap 2	89	34	28	58	2	21	111	124	9	56	84	118	113	35	96	44	13	5	8	24	18	7	37	74	6	11	69	23	131	32		
Lap 3	89	34	28	2	58	21	111	124	9	56	84	118	113	35	96	44	13	5	8	18	24	7	37	74	6	23	11	69	131	32		
Lap 4	89	34	2	28	58	21	111	9	124	56	84	118	113	96	35	44	13	5	8	18	24	7	37	23	6	74	11	69	131	32		
Lap 5	89	2	28	34	58	21	111	56	124	9	118	84	113	96	35	44	5	8	18	37	24	7	23	6	74	11	69	131	32			
Lap 6	89	2	34	58	28	21	111	56	124	9	84	96	118	113	35	44	5	8	18	37	24	7	23	6	74	69	131	11	32			
Lap 7	89	2	58	34	28	21	111	56	124	9	84	96	118	113	35	44	5	8	18	37	24	7	23	6	11	74	69	131	32			
Lap 8	2	89	34	58	28	21	111	56	124	9	84	118	113	96	35	44	5	18	8	37	24	7	23	6	11	74	69	131	32			
Lap 9	2	34	89	58	28	21	111	56	124	9	118	84	113	96	35	44	5	18	8	37	24	7	23	6	11	74	69	32	131			
Lap 10	2	89	34	58	28	21	111	56	124	9	84	113	118	44	96	35	5	18	8	37	24	7	23	6	74	11	69	32	131			
Lap 11	2	58	34	28	89	21	111	56	9	124	84	118	113	96	44	35	5	18	37	8	24	7	6	23								



ADAC Westfalen e.V.



25 - 28 August 2016

SuperMono

Oschersleben (3.667 km)

Race 2

Classification on the total laps

Pos.	No.	Name	Nat	Manufacturer	Laps	Total time	Gap 1st	Gap prev	B Lap	In lap	Ideal lap time
1	21	van de Bunt Jerry	NED	Happeck Rotax 449	14	00:22:30.723	-	-	1:35.185	7	1:34.973
2	2	Frauenschuh Josef	AUT	KTM JF	14	00:22:32.309	1.586	1.586	1:35.074	14	1:34.964
3	34	Iturrioz Ezequiel	ARG	HKR EVO 2R	14	00:22:35.069	4.346	2.760	1:35.955	10	1:35.637
4	28	Vos Arie	NED	KTM 690 Duke	14	00:22:35.191	4.468	0.122	1:35.876	9	1:35.390
5	89	Legalle David	FRA	J2L BMW/PAMI	14	00:22:39.978	9.255	4.787	1:35.834	14	1:35.706
6	58	Wimmer Lukas	AUT	HKR EVO2RR	14	00:22:44.539	13.816	4.561	1:36.309	5	1:36.133
7	111	Velthuizen Mike	NED	TZM 250 MSV Yamaha	14	00:22:52.688	21.965	8.149	1:36.529	5	1:36.375
8	56	Henry Jocelyn	FRA	Honda 720cc	14	00:23:18.009	47.286	25.321	1:38.713	11	1:38.123
9	118	van de Lagemaat Ryan	NED	KTM 690 Duke	14	00:23:20.138	49.415	2.129	1:39.003	11	1:38.683
10	9	Schottman Robert	NED	KTM 690 Duke	14	00:23:20.191	49.468	0.053	1:39.205	11	1:38.977
11	124	Dijm Ulrich	NED	KTM 690 Duke	14	00:23:20.611	49.888	0.420	1:38.920	11	1:38.738
12	113	Flammann Johann	GER	HKR EVO 2R	14	00:23:20.990	50.267	0.379	1:38.582	12	1:38.343
13	84	Lambrechtls Bram	NED	KTM 690 Duke	14	00:23:34.104	1:03.381	13.114	1:39.792	3	1:39.792
14	96	Wedman Tycho	NED	HKR EVO 2R	14	00:23:40.539	1:09.816	6.435	1:40.576	5	1:40.347
15	5	Karl Johann	GER	KTM JK01	14	00:23:47.914	1:17.191	7.375	1:40.870	5	1:40.359
16	44	Weinke Justus	GER	HKR EVO 2R	14	00:23:50.663	1:19.940	2.749	1:40.861	5	1:40.582
17	13	Brüntrup Frank	GER	HKR EVO1 CR	14	00:23:55.960	1:25.237	5.297	1:41.444	13	1:40.866
18	24	Michel Alexander	GER	MZ Skorpion	14	00:23:56.197	1:25.474	0.237	1:41.047	11	1:40.727
19	37	Pfeifer Lutz	GER	Yamaha 450	14	00:24:05.251	1:34.528	9.054	1:41.931	14	1:41.658
20	23	Gerken Dustin	GER	HKR EVO2	14	00:24:07.087	1:36.364	1.836	1:41.885	10	1:41.526
21	8	Collin Bruno	FRA	TVX 450 RS	13	00:22:54.486	1 Lp.	1 Lp.	1:43.449	4	1:43.296
22	7	Litjens Emile	NED	KTM 690 Duke	13	00:22:57.940	1 Lp.	3.454	1:44.781	12	1:44.291
23	6	Steinmetz Peter	GER	HKR EVO2R	13	00:23:04.004	1 Lp.	6.064	1:44.622	11	1:44.435
24	35	Kerkhoven Allard	NED	KTM 690 Duke	13	00:23:25.577	1 Lp.	21.573	1:40.872	3	1:40.700
25	131	Collet Olivier	FRA	KTM 690 Duke	13	00:23:49.382	1 Lp.	23.805	1:46.010	13	1:46.004
26	32	Svoboda Josef	CZE	Husaberg	13	00:24:04.743	1 Lp.	15.361	1:48.490	11	1:48.193

Not Classified (Requirements : 75% of number laps of leader = 11 Lp.)

27	18	Kamenicky Libor	CZE	Mali Ahra	5	00:09:03.906	9 Lp.	8 Lp.	1:43.188	4	1:42.706
28	20	Kehrer Nico	GER	KTM	1	00:02:33.551	13 Lp.	4 Lp.	-	0	-
29	74	Vijfeijke Jeroen	NED	KTM 690 Duke	0	-	-	-	-	0	-
30	11	Wolters Jordy	NED	Yamaha HRT 740	0	-	-	-	-	0	-
31	69	Schouren Frank	NED	PGR-Pami-BMW	0	-	-	-	-	0	-

Requirements : Must cross the finishing line

B Lap : 1:35.074 (138.8 km/h), (No.2) Frauenschuh Josef


**SOUS RESERVES DE VERIFICATIONS TECHNIQUES EN COURS OU D'INCIDENTS D'ORDRE SPORTIF
SUBJECT TECHNICALS SCRUTINEERING OR SPORTIFS INCIDENTS**

Clerk of the Course
Ottmar Bange



August 28, 2016 4:16 PM

The Timekeeper
Pascal Richier



4:15 PM



ADAC Westfalen e.V.

Start : 15:44, Finish flag : 16:07

Laps	Time	S1	S2	S3	L Lap	SP	Laps	Time	S1	S2	S3	L Lap	SP
No. 23, Gerken Dustin, Pos. 20							4	15:51:22	34.851	34.139	28.165	1:37.155	194.9
1	15:46:42	-	37.463	30.664	1:52.777	186.2	5	15:52:59	34.531	33.954	27.918	1:36.403	205.3
2	15:48:27	37.573	37.343	29.977	1:44.893	190.1	6	15:54:35	34.624	33.935	28.064	1:36.623	199.6
3	15:50:10	36.535	36.117	30.008	1:42.660	183.9	7	15:56:12	34.534	33.643	28.005	1:36.182	208.0
4	15:51:53	36.205	36.305	29.982	1:42.492	191.4	8	15:57:50	34.687	33.690	27.850	1:36.227	205.3
5	15:53:36	36.646	36.460	29.878	1:42.984	167.1	9	15:59:24	34.419	33.631	27.957	1:36.007	199.6
6	15:55:18	36.642	36.412	29.657	1:42.711	186.5	10	16:01:00	34.205	33.728	28.022	1:35.955	202.2
7	15:57:01	36.745	36.103	29.558	1:42.406	191.1	11	16:02:36	34.901	33.755	27.802	1:36.458	206.8
8	15:58:43	36.510	36.073	29.551	1:42.134	194.9	12	16:04:12	34.348	33.888	27.836	1:36.072	196.0
9	16:00:25	36.543	35.787	29.734	1:42.064	187.5	13	16:05:49	34.298	33.890	27.894	1:36.082	201.1
10	16:02:07	36.274	35.981	29.630	1:41.885	185.2	14	16:07:25	34.547	33.630	28.133	1:36.310	197.0
11	16:03:49	36.940	36.153	29.581	1:42.674	197.4	No. 35, Kerkhoven Allard, Pos. 24						
12	16:05:32	36.188	35.998	29.879	1:42.065	184.6	1	15:46:38	-	36.067	29.565	1:47.948	193.5
13	16:07:14	36.651	36.003	29.692	1:42.346	196.0	2	15:48:19	36.350	35.509	29.449	1:41.308	207.2
14	16:08:57	36.609	36.278	30.109	1:42.996	175.3	3	15:50:00	36.430	35.300	29.142	1:40.872	191.1
No. 24, Michel Alexander, Pos. 18							4	15:51:41	36.305	35.426	29.305	1:41.036	191.1
1	15:46:39	-	36.185	29.622	1:49.038	188.4	5	15:53:22	36.409	35.310	29.201	1:40.920	196.3
2	15:48:20	36.828	35.508	29.277	1:41.613	188.1	6	15:55:03	36.556	35.455	29.178	1:41.189	196.7
3	15:50:03	36.853	35.737	29.691	1:42.281	197.4	7	15:56:44	36.457	35.448	29.317	1:41.222	183.3
4	15:51:45	36.451	35.818	29.729	1:41.998	186.5	8	15:58:25	36.542	35.318	29.095	1:40.955	191.8
5	15:53:28	36.482	36.403	29.816	1:42.701	180.6	9	16:00:23	38.770	40.569	38.176	Pit In	139.1
6	15:55:10	36.731	36.007	30.079	1:42.817	192.5	10	16:03:06	-	36.039	29.454	2:43.303	187.1
7	15:56:53	36.795	36.333	30.049	1:43.177	184.6	11	16:04:48	37.116	35.513	29.626	1:42.255	179.7
8	15:58:37	37.026	36.229	29.926	1:43.181	189.1	12	16:06:34	40.740	35.561	29.702	1:46.003	188.8
9	16:00:19	36.700	35.671	29.716	1:42.087	190.1	13	16:08:15	36.495	35.347	29.209	1:41.051	186.5
10	16:02:00	36.525	35.468	29.520	1:41.513	193.8	No. 37, Pfeifer Lutz, Pos. 19						
11	16:03:41	36.469	35.444	29.134	1:41.047	198.8	1	15:46:42	-	36.928	30.673	1:52.414	195.6
12	16:05:22	36.149	35.588	29.510	1:41.247	195.2	2	15:48:25	37.148	36.158	30.051	1:43.357	193.5
13	16:07:04	36.537	35.720	29.333	1:41.590	195.6	3	15:50:09	37.126	36.507	30.054	1:43.687	197.8
14	16:08:46	36.689	35.888	29.330	1:41.907	198.8	4	15:51:52	36.933	36.321	29.830	1:43.084	177.0
No. 28, Vos Arie, Pos. 4							5	15:53:35	36.803	36.239	29.940	1:42.982	171.9
1	15:46:32	-	33.810	28.547	1:41.993	206.1	6	15:55:18	36.904	36.041	29.658	1:42.603	188.4
2	15:48:09	35.718	33.820	27.798	1:37.336	189.8	7	15:57:00	36.644	35.935	29.547	1:42.126	175.3
3	15:49:46	35.546	33.845	27.909	1:37.300	195.2	8	15:58:42	36.581	36.168	29.528	1:42.277	186.5
4	15:51:24	34.875	34.267	28.095	1:37.237	197.4	9	16:00:24	36.691	35.987	29.475	1:42.153	188.1
5	15:53:00	34.550	33.784	27.847	1:36.181	196.3	10	16:02:06	36.568	35.907	29.543	1:42.018	191.4
6	15:54:36	34.891	33.844	27.770	1:36.505	203.3	11	16:03:49	36.620	36.012	29.619	1:42.251	178.5
7	15:56:12	34.645	33.550	27.872	1:36.067	196.0	12	16:05:32	36.542	35.904	29.920	1:42.366	183.3
8	15:57:50	34.681	33.455	27.792	1:35.928	198.8	13	16:07:13	36.684	35.730	29.588	1:42.002	188.8
9	15:59:24	34.653	33.620	27.603	1:35.876	197.0	14	16:08:55	36.453	35.790	29.688	1:41.931	204.9
10	16:01:00	34.414	33.613	27.914	1:35.941	208.0	No. 44, Weinke Justus, Pos. 16						
11	16:02:37	34.909	33.914	27.906	1:36.729	201.8	1	15:46:38	-	36.325	29.606	1:48.562	196.7
12	16:04:13	34.655	33.793	27.672	1:36.120	199.6	2	15:48:20	36.619	35.657	29.308	1:41.584	193.8
13	16:05:49	34.753	33.602	27.604	1:35.959	187.1	3	15:50:01	36.442	35.725	29.425	1:41.592	191.1
14	16:07:25	34.794	33.373	27.852	1:36.019	199.2	4	15:51:43	36.503	35.727	29.363	1:41.593	188.4
No. 32, Svoboda Josef, Pos. 26							5	15:53:24	35.878	35.682	29.301	1:40.861	196.3
1	15:46:47	-	38.722	31.855	1:57.386	179.4	6	15:55:05	36.342	35.628	29.301	1:41.271	191.1
2	15:48:38	40.177	39.265	31.802	1:51.244	177.6	7	15:56:46	36.017	35.673	29.365	1:41.055	191.8
3	15:50:30	40.314	39.617	31.890	1:51.821	179.1	8	15:58:28	36.035	35.680	29.697	1:41.412	189.8
4	15:52:22	40.025	39.001	32.154	1:51.180	180.0	9	16:00:09	36.554	35.798	29.218	1:41.570	193.2
5	15:54:12	39.691	39.122	31.756	1:50.569	171.7	10	16:01:51	36.534	35.486	29.343	1:41.363	191.8
6	15:56:02	39.629	38.709	31.395	1:49.733	193.2	11	16:03:32	36.530	35.547	29.331	1:41.408	189.8
7	15:57:54	40.011	38.979	33.066	1:52.056	171.7	12	16:05:15	36.615	36.992	29.342	1:42.949	195.2
8	15:59:43	40.030	38.607	31.140	1:49.777	179.4	13	16:06:57	36.783	35.905	29.516	1:42.204	195.2
9	16:01:33	39.480	38.325	31.886	1:49.691	206.1	14	16:08:40	36.675	36.151	30.413	1:43.239	194.5
10	16:03:22	39.050	38.382	31.414	1:48.846	191.8	No. 56, Henry Jocelyn, Pos. 8						
11	16:05:11	39.202	38.003	31.285	1:48.490	194.5	1	15:46:35	-	34.795	29.136	1:45.826	200.7
12	16:07:04	42.309	39.358	31.645	1:53.312	178.5	2	15:48:15	35.566	34.930	28.527	1:39.023	205.3
13	16:08:55	39.659	38.855	32.124	1:50.638	167.1	3	15:49:53	35.490	34.664	28.690	1:38.844	199.2
No. 34, Iturrizoz Ezequiel, Pos. 3							4	15:51:33	35.381	35.747	28.366	1:39.494	194.9
1	15:46:31	-	34.379	28.318	1:41.552	198.1	5	15:53:12	35.126	35.118	28.587	1:38.831	183.0
2	15:48:08	34.715	34.088	28.328	1:37.131	199.2	6	15:54:51	35.280	34.906	28.811	1:38.997	194.5
3	15:49:45	34.801	34.007	28.104	1:36.912	201.1	7	15:56:30	35.388	35.175	28.550	1:39.113	184.9

Start : 15:44, Finish flag : 16:07

SuperMono

Oschersleben (3.667 km)

Race 2**Lap by lap**

Laps	Time	S1	S2	S3	L Lap	SP	Laps	Time	S1	S2	S3	L Lap	SP
No. 124, Dijm Ulrich, Pos. 11													
13	16:06:31	36.045	34.941	28.875	1:39.861	207.6							
14	16:08:10	35.601	34.762	29.157	1:39.520	189.8							
No. 131, Collet Olivier, Pos. 25													
1	15:46:45	-	38.133	31.120	1:55.509	179.7							
2	15:48:33	38.600	38.019	31.320	1:47.939	177.0							
3	15:50:21	38.692	38.254	31.313	1:48.259	180.9							
4	15:52:24	38.706	38.122	45.936	2:02.764	178.8							
5	15:54:13	39.550	38.037	31.257	1:48.844	179.4							
6	15:56:02	39.028	38.569	31.522	1:49.119	182.1							
7	15:57:54	39.159	38.515	34.012	1:51.686	172.5							
8	15:59:43	39.511	38.047	31.277	1:48.835	177.6							
9	16:01:32	39.336	38.456	31.097	1:48.889	179.1							
10	16:03:19	39.046	37.704	30.937	1:47.687	179.1							
11	16:05:07	38.433	37.989	30.926	1:47.348	179.7							
12	16:06:53	38.361	37.540	30.592	1:46.493	177.3							
13	16:08:39	37.964	37.546	30.500	1:46.010	167.4							

Start : 15:44, Finish flag : 16:07



25 - 28 August 2016

SuperMono

Oschersleben (3.667 km)

Race 2

Lap chart

Start :	21	58	89	28	34	111	2	113	124	9	56	96	44	35	118	84	13	5	18	20	8	37	74	24	7	6	23	11	69	131	32	
Lap 0																																
Lap 1	34	58	89	28	2	21	111	9	113	56	124	96	84	35	118	44	5	24	18	13	7	37	23	8	6	131	32	20				
Lap 2	2	34	28	58	21	89	111	56	9	113	124	118	84	96	35	44	24	5	18	13	37	8	23	7	6	131	32					
Lap 3	2	21	34	58	28	89	111	56	9	113	124	118	84	96	35	44	5	24	13	18	37	23	8	7	6	131	32					
Lap 4	2	34	21	58	28	89	111	56	9	124	113	118	84	96	35	44	5	24	13	18	37	23	8	7	6	32	131					
Lap 5	2	34	21	58	28	89	111	56	124	9	113	118	84	96	35	44	5	24	13	37	23	8	7	6	18	32	131					
Lap 6	34	21	2	28	58	89	111	56	124	118	9	113	84	96	35	44	5	24	13	37	23	8	7	6	32	131						
Lap 7	21	2	34	28	58	89	111	56	124	9	118	113	84	96	35	44	5	24	13	37	23	8	7	6	32	131						
Lap 8	21	2	34	28	58	89	111	56	118	9	113	124	84	96	35	5	44	13	24	37	23	8	7	6	131	32						
Lap 9	21	2	34	28	58	89	111	56	9	124	118	113	84	96	44	5	13	24	35	37	23	8	7	6	131	32						
Lap 10	21	34	2	28	58	89	111	56	9	124	118	113	84	96	44	5	13	24	37	23	8	7	6	35	131	32						
Lap 11	21	2	34	28	58	89	111	56	124	9	118	113	84	96	44	5	13	24	37	23	8	7	6	35	131	32						
Lap 12	21	2	34	28	58	89	111	56	118	124	9	113	84	96	5	44	13	24	37	23	8	7	6	35	131	32						
Lap 13	21	2	34	28	89	58	111	56	118	9	113	124	84	96	5	44	13	24	37	23	8	7	6	35	131	32						
Lap 14	21	2	34	28	89	58	111	56	118	124	9	113	84	96	5	44	13	24	37	23												



ADAC Westfalen e.V.

Start : 15:44, Finish flag : 16:07