

## SUPERBIKE-IDM V8-Hockenheimring Finale

MotorEvents GmbH

S-09-16, EMN 10-316, IMN 191-80

### IDM Supermono - Freies Training 1

23 - 25 September 2016  
Hockenheim Motorrad - 3692 mtr.

Pl.	Nr.	Name / Bewerber	Motorrad / CITY	Kls	PIK	Schnellste In	Diff.	Diff	Rnd	Km/h
1	58	Lukas Wimmer (AUT) Krämer Motorcycles	HKR EVO2 R PISCHELSDORF	F-ESC	1	1:37.572	8		12	136.22
2	34	Ezequiel Iturrioz (GER) Krämer Motorcycles	HKR EVO2 R BURGKIRCHEN	F-ESC	2	1:38.081	8	0.509	12	135.51
3	28	Arie Vos (NED) KTM Duke Battle	KTM 690 Duke OSS	K-DB	1	1:38.752	10	1.180	12	134.59
4	89	David Legalle (FRA) J2L BMW	J2L BMW/Pami DUCEY	F-ESC	3	1:41.343	12	3.771	12	131.15
5	111	Mike Velthuiszen (NED) MVS Race engineering	TZM 250 MVS Yamaha NE DERHORST DEN BERG	F-ESC	4	1:42.003	10	4.431	11	130.30
6	9	Robert Schotman (NED) KTM Duke Battle	KTM 690 Duke DORDRECHT	K-DB	2	1:43.138	6	5.566	8	128.87
7	2	Josef Frauenschuh (AUT) JF High-Tech-Tuning	KTM-JF-Supermono EGGELSBERG	F-ESC	5	1:43.441	10	5.869	11	128.49
8	84	Bram Lambrechts (BEL) KTM Duke Battle	KTM 690 Duke SCHELDEWINDEKE	K-DB	3	1:43.664	8	6.092	11	128.21
9	124	Djim Ulrich (NED) KTM Duke Battle	KTM 690 Duke SLIEDRECHT	K-DB	4	1:43.680	10	6.108	10	128.19
10	96	Tycho Wedman (NED) Krämer Motorcycles	HKR EVO2 R HOUTEN	PrMo	1	1:43.728	11	6.156	11	128.14
11	118	Ryan van de Lagemaat (NED) KTM Duke Battle	KTM 690 Duke CULEMBORG	K-DB	5	1:43.887	8	6.315	11	127.94
12	35	Allard Kerkhoven (NED) KTM Duke Battle	KTM 690 Duke ALPHEN GLD	K-DB	6	1:43.931	8	6.359	11	127.88
13	18	Libor Kamenicky (CZE) HLM Racingteam	Mali Ahra 800 RUMBURG	F-ESC	6	1:45.678	10	8.106	10	125.77
14	8	Bruno Collin (FRA) Trajectorie Jeune Pilote	450 RS TVX POMPEY	F-ESC	7	1:47.638	9	10.066	9	123.48
15	37	Lutz Pfeifer (GER)	Yamaha 450 ELSFLETH	F-ESC	8	1:48.576	11	11.004	11	122.41
16	14	Samuel Saudubray (FRA) TVX	450 TVX	F-ESC	9	1:49.061	7	11.489	8	121.87
17	7	Emile Litjens (NED) KTM Duke Battle	KTM 690 Duke Hegolsom	K-DB	7	1:49.135	11	11.563	11	121.79
18	44	Justus Weinke (GER) Krämer Motorcycles	HKR EVO2 R SALZGITTER	F-ESC	10	1:49.506	9	11.934	10	121.37
19	131	Olivier Collet (FRA)	KTM 690 Duke R AMIENS	F-ESC	11	1:49.891	8	12.319	10	120.95
20	74	Jeroen Vijfeijke (NED) KTM Duke Battle	KTM 690 Duke HELMOND	K-DB	8	1:51.263	7	13.691	10	119.46
21	23	Dustin Gerken (GER) ADAC Berlin/Brandenburg Team	HKR EVO2 BERLIN	F-ESC	12	1:52.466	10	14.894	10	118.18
22	17	Dirk Kappeller (GER) Krämer Motorcycles	HKR EVO2 SAULHEIM	F-ESC	13	1:57.821	3	20.249	5	112.81
23	11	Jordy Wolters (NED)	Yamaha HRT 740	F-ESC	14	1:58.119	3	20.547	5	112.52

Schnellste Runde : 1:37.572 in Runde 8 durch nr. 58 : Lukas Wimmer (HKR EVO2 R)

Aushangzeit

Ergebnisse und Rundenzeiten : [www.raceresults.at](http://www.raceresults.at)

Zeitnahme durch : SDO SportTiming

Rennleiter	Steward	Zeitmessung	
Wilfried Kasper	Christian T. Schneider, Stefan Beck	Bernd Jung	
Seite 1 von 1			

SUPERBIKE-IDM V8-Hockenheimring Finale

MotorEvents GmbH

S-09-16, EMN 10-316, IMN 191-80

IDM Supermono - Freies Training 1

23 - 25 September 2016  
Hockenheim Motorrad - 3692 mtr.

Pl.	Nr.	Name / Bewerber	Motorrad / CITY	Kls	PIK	Schnellste In	Diff.	Diff	Rnd	Km/h
1	58	Lukas Wimmer (AUT) Krämer Motorcycles	HKR EVO2 R PISCHELSDORF	F-ESC	1	1:37.572	8		12	136.22
2	34	Ezequiel Iturriz (GER) Krämer Motorcycles	HKR EVO2 R BURGKIRCHEN	F-ESC	2	1:38.081	8	0.509	12	135.51
3	28	Arie Vos (NED) KTM Duke Battle	KTM 690 Duke OSS	K-DB	1	1:38.752	10	1.180	12	134.59
4	89	David Legalle (FRA) J2L BMW	J2L BMW/Pami DUCEY	F-ESC	3	1:41.343	12	3.771	12	131.15
5	111	Mike Velthuisen (NED) MVS Race engineering	TZM 250 MVS Yamaha NE DERHORST DEN BERG	F-ESC	4	1:42.003	10	4.431	11	130.30
6	9	Robert Schotman (NED) KTM Duke Battle	KTM 690 Duke DORDRECHT	K-DB	2	1:43.138	6	5.566	8	128.87
7	2	Josef Frauenschuh (AUT) JF High-Tech-Tuning	KTM-JF-Supermono EGGELSBERG	F-ESC	5	1:43.441	10	5.869	11	128.49
8	84	Bram Lambrechts (BEL) KTM Duke Battle	KTM 690 Duke SCHELDEWINDEKE	K-DB	3	1:43.664	8	6.092	11	128.21
9	124	Djim Ulrich (NED) KTM Duke Battle	KTM 690 Duke SLIEDRECHT	K-DB	4	1:43.680	10	6.108	10	128.19
10	96	Tycho Wedman (NED) Krämer Motorcycles	HKR EVO2 R HOUTEN	PrMo	1	1:43.728	11	6.156	11	128.14
11	118	Ryan van de Lagemaat (NED) KTM Duke Battle	KTM 690 Duke CULEMBORG	K-DB	5	1:43.887	8	6.315	11	127.94
12	35	Allard Kerkhoven (NED) KTM Duke Battle	KTM 690 Duke ALPHEN GLD	K-DB	6	1:43.931	8	6.359	11	127.88
13	18	Libor Kamenicky (CZE) HLM Racingteam	Mali Ahra 800 RUMBURG	F-ESC	6	1:45.678	10	8.106	10	125.77
14	8	Bruno Collin (FRA) Trajectorie Jeune Pilote	450 RS TVX POMPEY	F-ESC	7	1:47.638	9	10.066	9	123.48
15	37	Lutz Pfeifer (GER)	Yamaha 450 ELSFLETH	F-ESC	8	1:48.576	11	11.004	11	122.41
16	14	Samuel Saudubray (FRA) TVX	450 TVX	F-ESC	9	1:49.061	7	11.489	8	121.87
17	7	Emile Litjens (NED) KTM Duke Battle	KTM 690 Duke Hegolsom	K-DB	7	1:49.135	11	11.563	11	121.79
18	44	Justus Weinke (GER) Krämer Motorcycles	HKR EVO2 R SALZGITTER	F-ESC	10	1:49.506	9	11.934	10	121.37
19	131	Olivier Collet (FRA)	KTM 690 Duke R AMIENS	F-ESC	11	1:49.891	8	12.319	10	120.95
20	74	Jeroen Vijfeijke (NED) KTM Duke Battle	KTM 690 Duke HELMOND	K-DB	8	1:51.263	7	13.691	10	119.46
21	23	Dustin Gerken (GER) ADAC Berlin/Brandenburg Team	HKR EVO2 BERLIN	F-ESC	12	1:52.466	10	14.894	10	118.18
22	17	Dirk Kappeller (GER) Krämer Motorcycles	HKR EVO2 SAULHEIM	F-ESC	13	1:57.821	3	20.249	5	112.81
23	11	Jordy Wolters (NED)	Yamaha HRT 740	F-ESC	14	1:58.119	3	20.547	5	112.52

Schnellste Runde : 1:37.572 in Runde 8 durch nr. 58 : Lukas Wimmer (HKR EVO2 R)

Aushangzeit

Ergebnisse und Rundenzeiten : [www.raceresults.at](http://www.raceresults.at)

Zeitnahme durch : SDO SportTiming

Rennleiter	Steward	Zeitmessung	<b>DMSB</b>
Wilfried Kasper	Christian T. Schneider, Stefan Beck	Bernd Jung	
Seite 1 von 1			

## SUPERBIKE-IDM V8-Hockenheimring Finale

MotorEvents GmbH

S-09-16, EMN 10-316, IMN 191-80

IDM Supermono - Freies Training 1

23 - 25 September 2016  
Hockenheim Motorrad - 3692 mtr.

### FIM Europe Supermono Cup


Pl.	Nr.	Name / Bewerber	Motorrad / CITY	Schnellste	In	Diff.	Diff	Rnd	Km/h
1	58	Lukas Wimmer (AUT) Krämer Motorcycles	HKR EVO2 R PISCHELSDORF	1:37.572	8			12	136.22
2	34	Ezequiel Iturriz (GER) Krämer Motorcycles	HKR EVO2 R BURGKIRCHEN	1:38.081	8	0.509	0.509	12	135.51
3	G28	Arie Vos (NED) KTM Duke Battle	KTM 690 Duke OSS	1:38.752	10	1.180	0.671	12	134.59
4	89	David Legalle (FRA) J2L BMW	J2L BMW/Pami DUCEY	1:41.343	12	3.771	2.591	12	131.15
5	111	Mike Velthuijzen (NED) MVS Race engineering	TZM 250 MVS Yamaha NEDERHORST DEN BERG	1:42.003	10	4.431	0.660	11	130.30
6	2	Josef Frauenschuh (AUT) JF High-Tech-Tuning	KTM-JF-Supermono EGGELSBURG	1:43.441	10	5.869	1.438	11	128.49
7	18	Libor Kamenicky (CZE) HLM Racingteam	Mali Ahra 800 RUMBURG	1:45.678	10	8.106	2.237	10	125.77
8	8	Bruno Collin (FRA) Trajectorie Jeune Pilote	450 RS TVX POMPEY	1:47.638	9	10.066	1.960	9	123.48
9	G37	Lutz Pfeifer (GER)	Yamaha 450 ELSFLETH	1:48.576	11	11.004	0.938	11	122.41
10	G14	Samuel Saudubray (FRA) TVX	450 TVX	1:49.061	7	11.489	0.485	8	121.87
11	44	Justus Weinke (GER) Krämer Motorcycles	HKR EVO2 R SALZGITTER	1:49.506	9	11.934	0.445	10	121.37
12	131	Olivier Collet (FRA)	KTM 690 Duke R AMIENS	1:49.891	8	12.319	0.385	10	120.95
13	23	Dustin Gerken (GER) ADAC Berlin/Brandenburg Team	HKR EVO2 BERLIN	1:52.466	10	14.894	2.575	10	118.18
14	17	Dirk Kappeller (GER) Krämer Motorcycles	HKR EVO2 SAULHEIM	1:57.821	3	20.249	5.355	5	112.81
15	11	Jordy Wolters (NED)	Yamaha HRT 740	1:58.119	3	20.547	0.298	5	112.52

Schnellste Runde : 1:37.572 in Runde 8 durch nr. 58 : Lukas Wimmer (HKR EVO2 R)

Aushangzeit

Ergebnisse und Rundenzeiten : [www.raceresults.at](http://www.raceresults.at)

Zeitnahme durch : SDO SportTiming

Rennleiter	Steward	Zeitmessung	
Wilfried Kasper	Stefan Beck	Bernd Jung	
Seite 1 von 2			

SUPERBIKE-IDM V8-Hockenheimring Finale

MotorEvents GmbH

S-09-16, EMN 10-316, IMN 191-80

IDM Supermono - Freies Training 1

23 - 25 September 2016  
Hockenheim Motorrad - 3692 mtr.

**KTM Duke Battle**

Pl.	Nr.	Name / Bewerber	Motorrad / CITY	Schnellste	In	Diff.	Diff	Rnd	Km/h
1	9	Robert Schotman (NED) KTM Duke Battle	KTM 690 Duke DORDRECHT	1:43.138	6			8	128.87
2	84	Bram Lambrechts (BEL) KTM Duke Battle	KTM 690 Duke SCHELDEWINDEKE	1:43.664	8	0.526	0.526	11	128.21
3	124	Djim Ulrich (NED) KTM Duke Battle	KTM 690 Duke SLIEDRECHT	1:43.680	10	0.542	0.016	10	128.19
4	118	Ryan van de Lagemaat (NED) KTM Duke Battle	KTM 690 Duke CULEMBORG	1:43.887	8	0.749	0.207	11	127.94
5	35	Allard Kerkhoven (NED) KTM Duke Battle	KTM 690 Duke ALPHEN GLD	1:43.931	8	0.793	0.044	11	127.88
6	7	Emile Litjens (NED) KTM Duke Battle	KTM 690 Duke Hegolsom	1:49.135	11	5.997	5.204	11	121.79
7	74	Jeroen Vijfeijke (NED) KTM Duke Battle	KTM 690 Duke HELMOND	1:51.263	7	8.125	2.128	10	119.46

Schnellste Runde : 1:37.572 in Runde 8 durch nr. 58 : Lukas Wimmer (HKR EVO2 R)

Aushangzeit

Ergebnisse und Rundenzeiten : [www.raceresults.at](http://www.raceresults.at)

Zeitnahme durch : SDO SportTiming

Rennleiter	Steward	Zeitmessung	<b>DMSB</b>
Wilfried Kasper	Stefan Beck	Bernd Jung	
Seite 2 von 2			

## SUPERBIKE-IDM V8-Hockenheimring Finale

MotorEvents GmbH

S-09-16, EMN 10-316, IMN 191-80

IDM Supermono - Freies Training 1

23 - 25 September 2016  
Hockenheim Motorrad - 3692 mtr.

### FIM Europe Supermono Cup


Pl.	Nr.	Name / Bewerber	Motorrad / CITY	Schnellste	In	Diff.	Diff	Rnd	Km/h
1	58	Lukas Wimmer (AUT) Krämer Motorcycles	HKR EVO2 R PISCHELSDORF	1:37.572	8			12	136.22
2	34	Ezequiel Iturrioz (GER) Krämer Motorcycles	HKR EVO2 R BURGKIRCHEN	1:38.081	8	0.509	0.509	12	135.51
3	G28	Arie Vos (NED) KTM Duke Battle	KTM 690 Duke OSS	1:38.752	10	1.180	0.671	12	134.59
4	89	David Legalle (FRA) J2L BMW	J2L BMW/Pami DUCEY	1:41.343	12	3.771	2.591	12	131.15
5	111	Mike Velthuijzen (NED) MVS Race engineering	TZM 250 MVS Yamaha NEDERHORST DEN BERG	1:42.003	10	4.431	0.660	11	130.30
6	2	Josef Frauenschuh (AUT) JF High-Tech-Tuning	KTM-JF-Supermono EGGELSBURG	1:43.441	10	5.869	1.438	11	128.49
7	18	Libor Kamenicky (CZE) HLM Racingteam	Mali Ahra 800 RUMBURG	1:45.678	10	8.106	2.237	10	125.77
8	8	Bruno Collin (FRA) Trajectorie Jeune Pilote	450 RS TVX POMPEY	1:47.638	9	10.066	1.960	9	123.48
9	G37	Lutz Pfeifer (GER)	Yamaha 450 ELSFLETH	1:48.576	11	11.004	0.938	11	122.41
10	G14	Samuel Saudubray (FRA) TVX	450 TVX	1:49.061	7	11.489	0.485	8	121.87
11	44	Justus Weinke (GER) Krämer Motorcycles	HKR EVO2 R SALZGITTER	1:49.506	9	11.934	0.445	10	121.37
12	131	Olivier Collet (FRA)	KTM 690 Duke R AMIENS	1:49.891	8	12.319	0.385	10	120.95
13	23	Dustin Gerken (GER) ADAC Berlin/Brandenburg Team	HKR EVO2 BERLIN	1:52.466	10	14.894	2.575	10	118.18
14	17	Dirk Kappeller (GER) Krämer Motorcycles	HKR EVO2 SAULHEIM	1:57.821	3	20.249	5.355	5	112.81
15	11	Jordy Wolters (NED)	Yamaha HRT 740	1:58.119	3	20.547	0.298	5	112.52

Schnellste Runde : 1:37.572 in Runde 8 durch nr. 58 : Lukas Wimmer (HKR EVO2 R)

Aushangzeit

Ergebnisse und Rundenzeiten : [www.raceresults.at](http://www.raceresults.at)

Zeitnahme durch : SDO SportTiming

Rennleiter	Steward	Zeitmessung	
Wilfried Kasper	Stefan Beck	Bernd Jung	
Seite 1 von 2			

SUPERBIKE-IDM V8-Hockenheimring Finale

MotorEvents GmbH

S-09-16, EMN 10-316, IMN 191-80

IDM Supermono - Freies Training 1

23 - 25 September 2016  
Hockenheim Motorrad - 3692 mtr.

**KTM Duke Battle**

Pl.	Nr.	Name / Bewerber	Motorrad / CITY	Schnellste	In	Diff.	Diff	Rnd	Km/h
1	9	Robert Schotman (NED) KTM Duke Battle	KTM 690 Duke DORDRECHT	1:43.138	6			8	128.87
2	84	Bram Lambrechts (BEL) KTM Duke Battle	KTM 690 Duke SCHELDEWINDEKE	1:43.664	8	0.526	0.526	11	128.21
3	124	Djim Ulrich (NED) KTM Duke Battle	KTM 690 Duke SLIEDRECHT	1:43.680	10	0.542	0.016	10	128.19
4	118	Ryan van de Lagemaat (NED) KTM Duke Battle	KTM 690 Duke CULEMBORG	1:43.887	8	0.749	0.207	11	127.94
5	35	Allard Kerkhoven (NED) KTM Duke Battle	KTM 690 Duke ALPHEN GLD	1:43.931	8	0.793	0.044	11	127.88
6	7	Emile Litjens (NED) KTM Duke Battle	KTM 690 Duke Hegolsom	1:49.135	11	5.997	5.204	11	121.79
7	74	Jeroen Vijfeijke (NED) KTM Duke Battle	KTM 690 Duke HELMOND	1:51.263	7	8.125	2.128	10	119.46

Schnellste Runde : 1:37.572 in Runde 8 durch nr. 58 : Lukas Wimmer (HKR EVO2 R)

Aushangzeit

Ergebnisse und Rundenzeiten : [www.raceresults.at](http://www.raceresults.at)

Zeitnahme durch : SDO SportTiming

Rennleiter	Steward	Zeitmessung	<b>DMSB</b>
Wilfried Kasper	Stefan Beck	Bernd Jung	
Seite 2 von 2			

**SUPERBIKE-IDM V8-Hockenheimring Finale**

MotorEvents GmbH

S-09-16, EMN 10-316, IMN 191-80

IDM Supermono - Freies Training 1

23 - 25 September 2016

Rundezeiten

Hockenheim Motorrad - 3692 mtr.

Nr.	Name	Rnd	Runde	Lap ..1	Lap ..2	Lap ..3	Lap ..4	Lap ..5	Lap ..6	Lap ..7	Lap ..8	Lap ..9	Lap ..0
58	Lukas Wimmer	12	1 - 10	1:47.885	1:44.971	1:41.841	1:41.897	1:40.730	1:39.471	1:39.117	1:37.572	1:39.819	1:40.471
			11 - 20	1:40.323	1:37.633								
34	Ezequiel Iturrioz	12	1 - 10	1:52.353	1:44.459	1:42.499	1:40.860	1:41.630	1:39.388	1:39.306	1:38.081	1:39.044	1:39.237
			11 - 20	2:01.593	1:40.139								
28	Arie Vos	12	1 - 10	1:50.290	1:45.456	1:42.455	1:40.755	1:41.492	1:39.464	1:39.058	1:38.945	1:38.922	1:38.752
			11 - 20	1:38.979	1:39.144								
89	David Legalle	12	1 - 10	1:56.983	1:50.802	1:48.002	1:45.963	1:44.983	1:43.749	1:43.192	1:42.108	1:42.858	1:42.382
			11 - 20	1:43.011	1:41.343								
111	Mike Velthuisen	11	1 - 10	1:59.240	1:50.636	1:50.534	1:47.582	1:45.423	1:44.715	1:43.592	1:42.992	1:42.795	1:42.003
			11 - 20	1:59.370									
9	Robert Schotman	8	1 - 10	1:59.562	1:48.486	1:45.414	1:55.526	1:43.333	1:43.138	1:45.169	1:43.744		
2	Josef Frauenschuh	11	1 - 10	2:02.388	1:53.736	1:49.177	1:46.327	1:45.553	1:45.373	1:44.136	1:44.632	1:43.925	1:43.441
			11 - 20	1:47.746									
84	Bram Lambrechts	11	1 - 10	2:03.790	1:50.794	1:48.032	1:48.490	1:46.767	1:44.913	1:44.485	1:43.664	1:45.674	1:44.481
			11 - 20	1:44.602									
124	Djim Ulrich	10	1 - 10	1:58.674	1:54.401	1:50.616	1:52.124	2:37.903	1:44.416	1:45.189	1:44.130	1:44.071	1:43.680
96	Tycho Wedman	11	1 - 10	1:58.226	1:52.363	1:50.429	1:50.694	1:47.138	1:46.361	1:46.226	1:44.893	1:44.825	1:44.202
			11 - 20	1:43.728									
118	Ryan van de Lagemaat	11	1 - 10	2:01.408	1:54.454	1:50.319	1:46.729	1:47.185	1:44.886	1:44.434	1:43.887	1:45.166	1:44.110
			11 - 20	1:44.867									
35	Allard Kerkhoven	11	1 - 10	2:00.612	1:51.592	1:49.043	1:47.317	1:46.904	1:45.038	1:44.920	1:43.931	1:44.686	1:44.619
			11 - 20	1:45.560									
18	Libor Kamenicky	10	1 - 10	2:15.548	1:59.419	1:50.357	1:56.319	2:41.643	1:47.137	1:47.857	1:47.590	1:46.671	1:45.678
8	Bruno Collin	9	1 - 10	2:08.883	1:58.538	1:55.362	1:51.771	1:53.680	1:54.230	1:49.623	1:50.745	1:47.638	
37	Lutz Pfeifer	11	1 - 10	2:05.699	1:58.211	1:53.855	1:54.279	1:52.994	1:51.518	1:50.472	1:49.949	1:48.972	1:49.636
			11 - 20	1:48.576									
14	Samuel Saudubray	8	1 - 10	2:02.321	1:57.366	1:51.442	1:53.291	1:49.615	1:49.749	1:49.061	1:49.999		
7	Emile Litjens	11	1 - 10	2:01.530	1:54.455	1:52.385	1:52.368	1:52.147	1:51.563	1:49.663	1:50.078	1:49.189	1:49.645
			11 - 20	1:49.135									
44	Justus Weinke	10	1 - 10	2:05.323	1:58.614	1:54.010	1:53.701	1:53.556	1:52.048	1:50.855	1:50.177	1:49.506	1:49.627
131	Olivier Collet	10	1 - 10	2:27.606	2:10.935	1:54.948	1:54.572	1:52.240	1:52.497	1:50.850	1:49.891	1:52.185	1:50.728
74	Jeroen Vijfeijke	10	1 - 10	2:01.741	1:55.342	1:54.165	1:52.661	1:54.108	1:51.997	1:51.263	1:53.466	1:53.068	1:59.379
23	Dustin Gerken	10	1 - 10	2:05.847	2:04.157	2:04.527	1:58.570	1:57.224	1:55.232	1:53.910	1:54.353	1:53.289	1:52.466
17	Dirk Kappeller	5	1 - 10	2:04.718	2:00.523	1:57.821	2:00.081	2:07.108					
11	Jordy Wolters	5	1 - 10	2:05.283	2:02.402	1:58.119	2:06.766	2:36.925					

**SUPERBIKE-IDM V8-Hockenheimring Finale**

MotorEvents GmbH

S-09-16, EMN 10-316, IMN 191-80

IDM Supermono - Freies Training 1

23 - 25 September 2016

Rundezeiten

Hockenheim Motorrad - 3692 mtr.

Nr.	Name	Rnd	Runde	Lap ..1	Lap ..2	Lap ..3	Lap ..4	Lap ..5	Lap ..6	Lap ..7	Lap ..8	Lap ..9	Lap ..0
58	Lukas Wimmer	12	1 - 10	1:47.885	1:44.971	1:41.841	1:41.897	1:40.730	1:39.471	1:39.117	1:37.572	1:39.819	1:40.471
			11 - 20	1:40.323	1:37.633								
34	Ezequiel Iturrioz	12	1 - 10	1:52.353	1:44.459	1:42.499	1:40.860	1:41.630	1:39.388	1:39.306	1:38.081	1:39.044	1:39.237
			11 - 20	2:01.593	1:40.139								
28	Arie Vos	12	1 - 10	1:50.290	1:45.456	1:42.455	1:40.755	1:41.492	1:39.464	1:39.058	1:38.945	1:38.922	1:38.752
			11 - 20	1:38.979	1:39.144								
89	David Legalle	12	1 - 10	1:56.983	1:50.802	1:48.002	1:45.963	1:44.983	1:43.749	1:43.192	1:42.108	1:42.858	1:42.382
			11 - 20	1:43.011	1:41.343								
111	Mike Velthuisen	11	1 - 10	1:59.240	1:50.636	1:50.534	1:47.582	1:45.423	1:44.715	1:43.592	1:42.992	1:42.795	1:42.003
			11 - 20	1:59.370									
9	Robert Schotman	8	1 - 10	1:59.562	1:48.486	1:45.414	1:55.526	1:43.333	1:43.138	1:45.169	1:43.744		
2	Josef Frauenschuh	11	1 - 10	2:02.388	1:53.736	1:49.177	1:46.327	1:45.553	1:45.373	1:44.136	1:44.632	1:43.925	1:43.441
			11 - 20	1:47.746									
84	Bram Lambrechts	11	1 - 10	2:03.790	1:50.794	1:48.032	1:48.490	1:46.767	1:44.913	1:44.485	1:43.664	1:45.674	1:44.481
			11 - 20	1:44.602									
124	Djim Ulrich	10	1 - 10	1:58.674	1:54.401	1:50.616	1:52.124	2:37.903	1:44.416	1:45.189	1:44.130	1:44.071	1:43.680
96	Tycho Wedman	11	1 - 10	1:58.226	1:52.363	1:50.429	1:50.694	1:47.138	1:46.361	1:46.226	1:44.893	1:44.825	1:44.202
			11 - 20	1:43.728									
118	Ryan van de Lagemaat	11	1 - 10	2:01.408	1:54.454	1:50.319	1:46.729	1:47.185	1:44.886	1:44.434	1:43.887	1:45.166	1:44.110
			11 - 20	1:44.867									
35	Allard Kerkhoven	11	1 - 10	2:00.612	1:51.592	1:49.043	1:47.317	1:46.904	1:45.038	1:44.920	1:43.931	1:44.686	1:44.619
			11 - 20	1:45.560									
18	Libor Kamenicky	10	1 - 10	2:15.548	1:59.419	1:50.357	1:56.319	2:41.643	1:47.137	1:47.857	1:47.590	1:46.671	1:45.678
8	Bruno Collin	9	1 - 10	2:08.883	1:58.538	1:55.362	1:51.771	1:53.680	1:54.230	1:49.623	1:50.745	1:47.638	
37	Lutz Pfeifer	11	1 - 10	2:05.699	1:58.211	1:53.855	1:54.279	1:52.994	1:51.518	1:50.472	1:49.949	1:48.972	1:49.636
			11 - 20	1:48.576									
14	Samuel Saudubray	8	1 - 10	2:02.321	1:57.366	1:51.442	1:53.291	1:49.615	1:49.749	1:49.061	1:49.999		
7	Emile Litjens	11	1 - 10	2:01.530	1:54.455	1:52.385	1:52.368	1:52.147	1:51.563	1:49.663	1:50.078	1:49.189	1:49.645
			11 - 20	1:49.135									
44	Justus Weinke	10	1 - 10	2:05.323	1:58.614	1:54.010	1:53.701	1:53.556	1:52.048	1:50.855	1:50.177	1:49.506	1:49.627
131	Olivier Collet	10	1 - 10	2:27.606	2:10.935	1:54.948	1:54.572	1:52.240	1:52.497	1:50.850	1:49.891	1:52.185	1:50.728
74	Jeroen Vijfeijke	10	1 - 10	2:01.741	1:55.342	1:54.165	1:52.661	1:54.108	1:51.997	1:51.263	1:53.466	1:53.068	1:59.379
23	Dustin Gerken	10	1 - 10	2:05.847	2:04.157	2:04.527	1:58.570	1:57.224	1:55.232	1:53.910	1:54.353	1:53.289	1:52.466
17	Dirk Kappeller	5	1 - 10	2:04.718	2:00.523	1:57.821	2:00.081	2:07.108					
11	Jordy Wolters	5	1 - 10	2:05.283	2:02.402	1:58.119	2:06.766	2:36.925					



## SUPERBIKE-IDM V8-Hockenheimring Finale

MotorEvents GmbH

S-09-16, EMN 10-316, IMN 191-80

### IDM Supermono - Freies Training 1

23 - 25 September 2016

Hockenheim Motorrad - 3692 mtr.

Pl.	Nr.	Name / Team Name	Sector 1			Sector 2			Sector 3			Theoretischer Bestest	Bestzeit	In
			Zeit	.	pl.	Zeit	.	pl.	Zeit	.	pl.			
1	58	Lukas Wimmer (AUT)	25.304	9	1	35.503	12	1	36.487	8	1	1:37.294	1:37.572	8
2	34	Ezequiel Iturrioz (GER)	25.621	8	3	35.803	8	2	36.657	8	2	1:38.081	1:38.081	8
3	28	Arie Vos (NED)	25.597	9	2	36.118	10	3	36.710	11	3	1:38.425	1:38.752	10
4	89	David Legalle (FRA)	26.398	9	5	36.838	11	4	37.854	12	4	1:41.090	1:41.343	12
5	111	Mike Velthuiszen (NED)	26.606	10	7	37.080	10	6	38.317	10	5	1:42.003	1:42.003	10
6	9	Robert Schotman (NED)	26.859	6	9	37.178	8	7	38.614	6	6	1:42.651	1:43.138	6
7	2	Josef Frauenschuh (AUT)	26.239	11	4	36.918	10	5	39.640	10	12	1:42.797	1:43.441	10
8	84	Bram Lambrechts (BEL)	26.526	10	6	37.620	8	12	38.897	8	8	1:43.043	1:43.664	8
9	124	Djim Ulrich (NED)	27.054	10	11	37.585	10	10	38.963	8	9	1:43.602	1:43.680	10
10	96	Tycho Wedman (NED)	27.057	11	12	37.577	11	9	39.014	10	11	1:43.648	1:43.728	11
11	118	Ryan van de Lagemaat (NED)	26.700	10	8	37.404	11	8	38.999	8	10	1:43.103	1:43.887	8
12	35	Allard Kerkhoven (NED)	26.888	10	10	37.602	10	11	38.853	9	7	1:43.343	1:43.931	8
13	18	Libor Kamenicky (CZE)	27.606	9	13	38.086	10	13	39.805	10	13	1:45.497	1:45.678	10
14	8	Bruno Collin (FRA)	28.752	9	17	38.901	9	16	39.985	9	14	1:47.638	1:47.638	9
15	37	Lutz Pfeifer (GER)	28.289	9	14	39.177	11	17	41.041	11	15	1:48.507	1:48.576	11
16	14	Samuel Saudubray (FRA)	28.818	6	18	38.808	8	15	41.097	7	16	1:48.723	1:49.061	7
17	7	Emile Litjens (NED)	28.370	9	15	39.468	11	18	41.188	10	18	1:49.026	1:49.135	11
18	44	Justus Weinke (GER)	28.841	9	20	38.750	10	14	41.351	9	19	1:48.942	1:49.506	9
19	131	Olivier Collet (FRA)	28.593	9	16	40.095	8	20	41.135	8	17	1:49.823	1:49.891	8
20	74	Jeroen Vijfeijke (NED)	28.827	3	19	40.034	7	19	42.250	4	21	1:51.111	1:51.263	7
21	23	Dustin Gerken (GER)	29.657	10	21	40.197	9	21	42.182	10	20	1:52.036	1:52.466	10
22	17	Dirk Kappeller (GER)	30.382	3	22	42.436	3	23	44.985	4	22	1:57.803	1:57.821	3
23	11	Jordy Wolters (NED)	30.555	4	23	41.914	3	22	45.119	3	23	1:57.588	1:58.119	3

## SUPERBIKE-IDM V8-Hockenheimring Finale

MotorEvents GmbH

S-09-16, EMN 10-316, IMN 191-80

### IDM Supermono - Freies Training 1

23 - 25 September 2016

Hockenheim Motorrad - 3692 mtr.

Pl.	Nr.	Name / Team Name	Sector 1			Sector 2			Sector 3			Theoretischer Bestest	Bestzeit	In
			Zeit	.	pl.	Zeit	.	pl.	Zeit	.	pl.			
1	58	Lukas Wimmer (AUT)	25.304	9	1	35.503	12	1	36.487	8	1	1:37.294	1:37.572	8
2	34	Ezequiel Iturrioz (GER)	25.621	8	3	35.803	8	2	36.657	8	2	1:38.081	1:38.081	8
3	28	Arie Vos (NED)	25.597	9	2	36.118	10	3	36.710	11	3	1:38.425	1:38.752	10
4	89	David Legalle (FRA)	26.398	9	5	36.838	11	4	37.854	12	4	1:41.090	1:41.343	12
5	111	Mike Velthuijzen (NED)	26.606	10	7	37.080	10	6	38.317	10	5	1:42.003	1:42.003	10
6	9	Robert Schotman (NED)	26.859	6	9	37.178	8	7	38.614	6	6	1:42.651	1:43.138	6
7	2	Josef Frauenschuh (AUT)	26.239	11	4	36.918	10	5	39.640	10	12	1:42.797	1:43.441	10
8	84	Bram Lambrechts (BEL)	26.526	10	6	37.620	8	12	38.897	8	8	1:43.043	1:43.664	8
9	124	Djim Ulrich (NED)	27.054	10	11	37.585	10	10	38.963	8	9	1:43.602	1:43.680	10
10	96	Tycho Wedman (NED)	27.057	11	12	37.577	11	9	39.014	10	11	1:43.648	1:43.728	11
11	118	Ryan van de Lagemaat (NED)	26.700	10	8	37.404	11	8	38.999	8	10	1:43.103	1:43.887	8
12	35	Allard Kerkhoven (NED)	26.888	10	10	37.602	10	11	38.853	9	7	1:43.343	1:43.931	8
13	18	Libor Kamenicky (CZE)	27.606	9	13	38.086	10	13	39.805	10	13	1:45.497	1:45.678	10
14	8	Bruno Collin (FRA)	28.752	9	17	38.901	9	16	39.985	9	14	1:47.638	1:47.638	9
15	37	Lutz Pfeifer (GER)	28.289	9	14	39.177	11	17	41.041	11	15	1:48.507	1:48.576	11
16	14	Samuel Saudubray (FRA)	28.818	6	18	38.808	8	15	41.097	7	16	1:48.723	1:49.061	7
17	7	Emile Litjens (NED)	28.370	9	15	39.468	11	18	41.188	10	18	1:49.026	1:49.135	11
18	44	Justus Weinke (GER)	28.841	9	20	38.750	10	14	41.351	9	19	1:48.942	1:49.506	9
19	131	Olivier Collet (FRA)	28.593	9	16	40.095	8	20	41.135	8	17	1:49.823	1:49.891	8
20	74	Jeroen Vijfeijke (NED)	28.827	3	19	40.034	7	19	42.250	4	21	1:51.111	1:51.263	7
21	23	Dustin Gerken (GER)	29.657	10	21	40.197	9	21	42.182	10	20	1:52.036	1:52.466	10
22	17	Dirk Kappeller (GER)	30.382	3	22	42.436	3	23	44.985	4	22	1:57.803	1:57.821	3
23	11	Jordy Wolters (NED)	30.555	4	23	41.914	3	22	45.119	3	23	1:57.588	1:58.119	3

**SUPERBIKE-IDM V8-Hockenheimring Finale**

MotorEvents GmbH

S-09-16, EMN 10-316, IMN 191-80

**IDM Supermono - Freies Training 1**

23 - 25 September 2016

**Runden und Sektoren Zeiten**

Hockenheim Motorrad - 3692 mtr.

2 Josef Frauenschuh (AUT)										KTM-JF-Supermono									
lap	Sect-1	Speed	Sect-2	Speed	Sect-3	Speed	TopSpeed	laptime	pit	lap	Sect-1	Speed	Sect-2	Speed	Sect-3	Speed	Topspeed	laptime	pit
1	Out	111.8	44.703	168.5	46.705	184.6		2:02.388		7	27.059	125.0	37.351	182.1	39.726	192.2		1:44.136	
2	30.050	120.9	40.340	178.8	43.346	193.2	1:53.736			8	26.733	133.7	37.722	180.6	40.177	189.1		1:44.632	
3	29.106	130.4	39.628	179.7	40.443	195.3	1:49.177			9	26.808	139.2	37.302	175.3	39.815	192.9		1:43.925	
4	27.856	130.6	38.315	181.5	40.156	196.0	1:46.327			10	26.883	135.0	36.918	183.4	39.640	187.8		1:43.441	
5	26.735	131.5	38.836	184.6	39.982	194.9	1:45.553			11	26.239	137.9	37.263	180.6				1:47.746	
6	27.378	136.9	37.811	182.7	40.184	194.2	1:45.373			12									

7 Emile Litjens (NED)										KTM 690 Duke									
lap	Sect-1	Speed	Sect-2	Speed	Sect-3	Speed	TopSpeed	laptime	pit	lap	Sect-1	Speed	Sect-2	Speed	Sect-3	Speed	Topspeed	laptime	pit
1	Out	112.9	44.816	154.9	46.680	168.2		2:01.530		7	28.627	130.6	39.671	160.0	41.365	168.5		1:49.663	
2	30.803	118.0	41.063	162.4	42.589	173.1	1:54.455			8	29.214	127.8	39.611	163.9	41.253	170.1		1:50.078	
3	29.269	119.2	40.487	161.7	42.629	169.8	1:52.385			9	28.370	129.0	39.497	161.9	41.322	171.4		1:49.189	
4	29.274	124.4	40.243	161.0	42.851	169.0	1:52.368			10	28.476	130.9	39.981	160.0	41.188	166.9		1:49.645	
5	29.077	127.1	40.340	159.8	42.730	167.2	1:52.147			11	28.453	131.1	39.468	163.1	41.214	170.3		1:49.135	
6	29.329	128.3	40.237	160.7	41.997	169.3	1:51.563			12									

8 Bruno Collin (FRA)										450 RS TVX									
lap	Sect-1	Speed	Sect-2	Speed	Sect-3	Speed	TopSpeed	laptime	pit	lap	Sect-1	Speed	Sect-2	Speed	Sect-3	Speed	Topspeed	laptime	pit
1	Out	97.2	48.462	141.0	46.693	149.8		2:08.883		6	31.388	112.6	40.881	155.8	41.961	168.5		1:54.230	
2	31.840	111.2	43.033	144.4	43.665	163.1	1:58.538			7	29.497	122.3	39.846	157.4	40.280	171.7		1:49.623	
3	30.084	112.1	42.850	152.5	42.428	165.1	1:55.362			8	29.640	130.1	40.373	161.2	40.732	166.7		1:50.745	
4	29.580	117.4	40.426	142.5	41.765	164.9	1:51.771			9	28.752	123.1	38.901	158.6	39.985	167.7		1:47.638	
5	29.455	114.0	41.904	149.2	42.321	148.8	1:53.680			10									

9 Robert Schotman (NED)										KTM 690 Duke									
lap	Sect-1	Speed	Sect-2	Speed	Sect-3	Speed	TopSpeed	laptime	pit	lap	Sect-1	Speed	Sect-2	Speed	Sect-3	Speed	Topspeed	laptime	pit
1	Out	95.1	45.971	156.7	44.150	175.0		1:59.562		5	26.953	136.5	37.718	169.8	38.662	180.0		1:43.333	
2	28.056	124.0	39.701	164.9	40.729	175.0	1:48.486			6	26.859	138.8	37.665	174.8	38.614	177.6		1:43.138	
3	27.540	127.2	38.526	165.6	39.348	176.8	1:45.414			7	26.919	137.8	37.951	170.6	40.299	179.7		1:45.169	
4	27.158	134.5	38.312	166.2	50.056	176.5	1:55.526			8	26.954	141.5	37.178	169.5	39.612	177.6		1:43.744	

11 Jordy Wolters (NED)										Yamaha HRT 740									
lap	Sect-1	Speed	Sect-2	Speed	Sect-3	Speed	TopSpeed	laptime	pit	lap	Sect-1	Speed	Sect-2	Speed	Sect-3	Speed	Topspeed	laptime	pit
1	Out	114.8	44.210	159.5	47.701	103.7		2:05.283		4	30.555	131.9	47.804	160.0	48.407	120.5		2:06.766	
2	33.964	125.1	42.608	161.0	45.830	173.9	2:02.402			5	32.496	116.0	1:03.636	153.4				2:36.925	
3	31.086	128.6	41.914	162.2	45.119	173.9	1:58.119			6									

14 Samuel Saudubray (FRA)										450 TVX									
lap	Sect-1	Speed	Sect-2	Speed	Sect-3	Speed	TopSpeed	laptime	pit	lap	Sect-1	Speed	Sect-2	Speed	Sect-3	Speed	Topspeed	laptime	pit
1	Out	110.8	45.144	152.8	46.907	165.1		2:02.321		5	29.326	122.6	39.037	161.9	41.252	171.4		1:49.615	
2	31.637	122.0	41.693	160.2	44.036	171.2	1:57.366			6	28.818	125.4	39.495	163.1	41.436	170.9		1:49.749	
3	29.423	125.6	39.437	160.5	42.582	170.3	1:51.442			7	28.937	125.7	39.027	161.9	41.097	172.8		1:49.061	
4	29.386	124.7	41.042	158.1	42.863	172.2	1:53.291			8	28.983	129.8	38.808	159.1	42.208	172.0		1:49.999	

17 Dirk Kappeller (GER)										HKR EVO2									
lap	Sect-1	Speed	Sect-2	Speed	Sect-3	Speed	TopSpeed	laptime	pit	lap	Sect-1	Speed	Sect-2	Speed	Sect-3	Speed	Topspeed	laptime	pit
1	Out	108.3	46.561	154.9	46.392	170.1		2:04.718		4	32.345	119.6	42.751	152.8	44.985	161.0		2:00.081	
2	32.636	120.4	42.703	159.5	45.184	166.4	2:00.523			5	30.488	120.0	42.530	153.8				2:07.108	
3	30.382	126.5	42.436	155.8	45.003	162.4	1:57.821			6									

18 Libor Kamenicky (CZE)										Mali Ahra 800									
lap	Sect-1	Speed	Sect-2	Speed	Sect-3	Speed	TopSpeed	laptime	pit	lap	Sect-1	Speed	Sect-2	Speed	Sect-3	Speed	Topspeed	laptime	pit
1	Out	103.6	51.492	139.0	49.940	164.6		2:15.548		6	27.629	128.0	38.595	170.1	40.913	179.7		1:47.137	
2	34.011	113.3	41.496	162.9	43.912	175.0	1:59.419			7	28.091	127.8	38.851	167.2	40.915	180.0		1:47.857	
3	28.789	125.6	39.915	166.2	41.653	178.5	1:50.357			8	28.022	120.9	38.798	169.5	40.770	180.9		1:47.590	
4	28.860	125.9	39.875	166.9			1:56.319			9	27.606	128.9	38.618	168.2	40.447	180.0		1:46.671	
5	Out	123.9	40.038	167.2	41.615	181.5	2:41.643	P		10	27.787	129.2	38.086	170.6	39.805	179.7		1:45.678	

**SUPERBIKE-IDM V8-Hockenheimring Finale**

MotorEvents GmbH

S-09-16, EMN 10-316, IMN 191-80

IDM Supermono - Freies Training 1

23 - 25 September 2016

Runden und Sektoren Zeiten

Hockenheim Motorrad - 3692 mtr.

23 Dustin Gerken (GER)										HKR EVO2									
lap	Sect-1	Speed	Sect-2	Speed	Sect-3	Speed	TopSpeed	laptime	pit	lap	Sect-1	Speed	Sect-2	Speed	Sect-3	Speed	Topspeed	laptime	pit
1	Out	98.7	47.346	155.2	48.127	171.7		2:05.847		6	31.254	120.9	40.577	165.6	43.401	179.1		1:55.232	
2	33.768	106.7	44.541	159.1	45.848	170.9		2:04.157		7	30.363	121.2	41.010	166.2	42.537	177.9		1:53.910	
3	31.737	111.3	46.202	161.7	46.588	175.6		2:04.527		8	30.143	122.4	40.914	165.9	43.296	177.0		1:54.353	
4	31.647	114.4	42.109	154.9	44.814	174.8		1:58.570		9	30.877	<u>124.9</u>	<u>40.197</u>	<u>169.8</u>	42.215	<u>180.9</u>		1:53.289	
5	30.884	118.3	41.961	149.4	44.379	178.2		1:57.224		10	<u>29.657</u>	117.4	40.627	168.5	<u>42.182</u>	<u>180.9</u>		1:52.466	

28 Arie Vos (NED)										KTM 690 Duke									
lap	Sect-1	Speed	Sect-2	Speed	Sect-3	Speed	TopSpeed	laptime	pit	lap	Sect-1	Speed	Sect-2	Speed	Sect-3	Speed	Topspeed	laptime	pit
1	Out	123.9	42.539	153.8	40.673	173.1		1:50.290		7	25.868	141.2	36.325	169.3	36.865	<u>181.2</u>		1:39.058	
2	27.906	134.5	38.918	165.1	38.632	173.6		1:45.456		8	25.710	142.1	36.495	<u>171.7</u>	36.740	180.3		1:38.945	
3	26.938	141.5	37.701	169.8	37.816	176.2		1:42.455		9	<u>25.597</u>	142.3	36.544	169.0	36.781	180.0		1:38.922	
4	26.250	144.0	36.834	166.4	37.671	175.9		1:40.755		10	25.743	<u>144.8</u>	<u>36.118</u>	163.9	36.891	173.6		<u>1:38.752</u>	
5	26.435	142.9	36.638	168.8	38.419	174.8		1:41.492		11	25.938	142.1	36.331	166.2	<u>36.710</u>	175.9		1:38.979	
6	25.934	142.3	36.146	168.8	37.384	178.2		1:39.464		12	25.990	143.2	36.260	167.2	36.894	175.3		1:39.144	

34 Ezequiel Iturriz (GER)										HKR EVO2 R									
lap	Sect-1	Speed	Sect-2	Speed	Sect-3	Speed	TopSpeed	laptime	pit	lap	Sect-1	Speed	Sect-2	Speed	Sect-3	Speed	Topspeed	laptime	pit
1	Out	120.9	41.678	165.9	40.050	177.0		1:52.353		7	25.940	145.6	36.169	<u>176.2</u>	37.197	185.2		1:39.306	
2	27.104	127.7	38.428	169.0	38.927	183.7		1:44.459		8	<u>25.621</u>	146.5	<u>35.803</u>	173.6	<u>36.657</u>	183.4		<u>1:38.081</u>	
3	26.630	141.5	37.753	173.6	38.116	184.3		1:42.499		9	25.730	140.3	36.211	173.4	37.103	184.6		1:39.044	
4	25.994	141.4	37.076	175.6	37.790	184.3		1:40.860		10	25.629	146.9	36.103	169.5	37.505	184.9		1:39.237	
5	25.870	143.8	36.616	171.4	39.144	<u>186.2</u>		1:41.630		11	30.754	126.2	50.141	130.3	40.698	180.9		2:01.593	
6	26.360	<u>148.1</u>	35.957	171.2	37.071	<u>186.2</u>		1:39.388		12	26.059	146.5	36.180	172.0	37.900	183.1		1:40.139	

35 Allard Kerkhoven (NED)										KTM 690 Duke									
lap	Sect-1	Speed	Sect-2	Speed	Sect-3	Speed	TopSpeed	laptime	pit	lap	Sect-1	Speed	Sect-2	Speed	Sect-3	Speed	Topspeed	laptime	pit
1	Out	110.1	46.014	153.4	44.909	171.4		2:00.612		7	27.543	136.9	38.333	165.1	39.044	175.6		1:44.920	
2	29.526	128.1	40.231	161.7	41.835	176.8		1:51.592		8	27.018	139.2	37.969	166.2	38.944	175.3		<u>1:43.931</u>	
3	28.827	132.7	39.569	163.6	40.647	175.9		1:49.043		9	27.309	140.4	38.524	169.8	<u>38.853</u>	<u>180.3</u>		1:44.686	
4	28.163	128.1	39.082	165.6	40.072	175.9		1:47.317		10	<u>26.888</u>	<u>143.0</u>	<u>37.602</u>	168.5	40.129	173.1		1:44.619	
5	28.548	128.4	38.804	165.4	39.552	175.6		1:46.904		11	26.999	140.4	37.795	<u>170.3</u>	40.766	175.6		1:45.560	
6	27.564	137.9	38.479	165.9	38.995	173.9		1:45.038		12									

37 Lutz Pfeifer (GER)										Yamaha 450									
lap	Sect-1	Speed	Sect-2	Speed	Sect-3	Speed	TopSpeed	laptime	pit	lap	Sect-1	Speed	Sect-2	Speed	Sect-3	Speed	Topspeed	laptime	pit
1	Out	109.9	47.157	149.4	46.525	166.7		2:05.699		7	28.301	127.1	39.913	161.9	42.258	175.6		1:50.472	
2	31.682	119.5	42.667	161.2	43.862	174.8		1:58.211		8	28.629	125.7	39.991	163.1	41.329	<u>176.5</u>		1:49.949	
3	28.801	<u>128.1</u>	41.442	162.7	43.612	175.0		1:53.855		9	<u>28.289</u>	126.6	39.581	<u>164.1</u>	41.102	174.2		1:48.972	
4	29.561	120.0	41.109	161.0	43.609	171.4		1:54.279		10	28.880	127.2	39.582	163.4	41.174	174.5		1:49.636	
5	29.113	124.3	40.707	161.9	43.174	175.0		1:52.994		11	28.358	124.7	<u>39.177</u>	163.4	<u>41.041</u>	175.0		<u>1:48.576</u>	
6	28.711	126.0	40.482	161.2	42.325	175.9		1:51.518		12									

44 Justus Weinke (GER)										HKR EVO2 R									
lap	Sect-1	Speed	Sect-2	Speed	Sect-3	Speed	TopSpeed	laptime	pit	lap	Sect-1	Speed	Sect-2	Speed	Sect-3	Speed	Topspeed	laptime	pit
1	Out	109.6	46.957	141.7	48.176	169.3		2:05.323		6	29.876	127.1	40.332	165.1	41.840	178.5		1:52.048	
2	31.440	119.1	42.620	156.5	44.554	175.9		1:58.614		7	29.547	126.5	39.457	166.2	41.851	178.8		1:50.855	
3	29.922	120.5	40.507	160.5	43.581	179.7		1:54.010		8	29.200	127.5	39.002	162.9	41.975	176.5		1:50.177	
4	30.133	124.4	40.022	164.4	43.546	178.8		1:53.701		9	<u>28.841</u>	123.1	39.314	164.9	<u>41.351</u>	177.9		<u>1:49.506</u>	
5	29.850	128.9	40.172	159.5	43.534	177.9		1:53.556		10	28.883	127.5	<u>38.750</u>	165.4	41.994	<u>180.3</u>		1:49.627	

58 Lukas Wimmer (AUT)										HKR EVO2 R									
lap	Sect-1	Speed	Sect-2	Speed	Sect-3	Speed	TopSpeed	laptime	pit	lap	Sect-1	Speed	Sect-2	Speed	Sect-3	Speed	Topspeed	laptime	pit
1	Out	107.7	41.716	167.4	40.021	180.6		1:47.885		7	25.719	145.2	36.153	177.3	37.245	186.5		1:39.117	
2	27.158	128.1	38.692	172.2	39.121	181.5		1:44.971		8	25.484	143.6	35.601	177.9	<u>36.487</u>	186.9		<u>1:37.572</u>	
3	26.523	135.0	37.669	175.0	37.649	184.9		1:41.841		9	<u>25.304</u>	141.9	35.510	<u>179.1</u>	39.005	183.1		1:39.819	
4	26.318	135.3	37.830	178.5	37.749	188.5		1:41.897		10	26.975	146.7	36.102		37.394	<u>189.5</u>		1:40.471	
5	26.056	<u>148.1</u>	36.280	175.6	38.394	181.8		1:40.730		11	26.686	144.0	35.950	176.2	37.687	186.9		1:40.323	
6	25.726	145.6	36.133	176.2	37.612	186.2		1:39.471		12	25.561	147.7	<u>35.503</u>	178.8	36.569	186.2		1:37.633	

**SUPERBIKE-IDM V8-Hockenheimring Finale**

MotorEvents GmbH

S-09-16, EMN 10-316, IMN 191-80

IDM Supermono - Freies Training 1

23 - 25 September 2016

Runden und Sektoren Zeiten

Hockenheim Motorrad - 3692 mtr.

74 Jeroen Vijfeijke (NED)									KTM 690 Duke										
lap	Sect-1	Speed	Sect-2	Speed	Sect-3	Speed	TopSpeed	laptime	pit	lap	Sect-1	Speed	Sect-2	Speed	Sect-3	Speed	Topspeed	laptime	pit
1	Out	115.8	44.396	154.5	47.477	161.9		2:01.741		6	29.311	127.7	40.246	158.4	42.440	166.7		1:51.997	
2	30.714	<u>128.1</u>	41.052	157.0	43.576	167.7		1:55.342		7	28.955	125.9	<u>40.034</u>	<u>159.5</u>	42.274	164.6		<u>1:51.263</u>	
3	<u>28.827</u>	127.8	41.188	157.7	44.150	<u>168.5</u>		1:54.165		8	29.218	120.7	40.942	157.4	43.306	163.1		1:53.466	
4	29.911	124.1	40.500	157.7	<u>42.250</u>	166.9		1:52.661		9	29.220	123.6	40.380	158.4	43.468	164.1		1:53.068	
5	29.692	123.6	41.330	159.3	43.086	166.7		1:54.108		10	29.556	119.7	41.355	155.8				1:59.379	

84 Bram Lambrechts (BEL)									KTM 690 Duke										
lap	Sect-1	Speed	Sect-2	Speed	Sect-3	Speed	TopSpeed	laptime	pit	lap	Sect-1	Speed	Sect-2	Speed	Sect-3	Speed	Topspeed	laptime	pit
1	Out	97.3	47.890	155.4	45.050	172.0		2:03.790		7	27.197	141.2	38.031	<u>169.0</u>	39.257	178.5		1:44.485	
2	28.562	121.2	40.558	164.1	41.674	180.6		1:50.794		8	27.147	<u>143.8</u>	<u>37.620</u>	168.5	<u>38.897</u>	<u>181.8</u>		<u>1:43.664</u>	
3	28.150	130.6	39.335	166.9	40.547	180.6		1:48.032		9	26.861	137.9	38.352	163.9	40.461	177.0		1:45.674	
4	27.216	132.4	39.072	163.4	42.202	172.2		1:48.490		10	<u>26.526</u>	143.0	37.992	166.7	39.963	176.5		1:44.481	
5	27.767	134.0	39.013	165.6	39.987	178.2		1:46.767		11	27.036	140.8	37.781	166.4	39.785	178.8		1:44.602	
6	27.411	139.5	38.213	165.4	39.289	178.8		1:44.913		12									

89 David Legalle (FRA)									J2L BMW/Pami										
lap	Sect-1	Speed	Sect-2	Speed	Sect-3	Speed	TopSpeed	laptime	pit	lap	Sect-1	Speed	Sect-2	Speed	Sect-3	Speed	Topspeed	laptime	pit
1	Out	122.0	44.376	162.7	43.502	176.5		1:56.983		7	26.734	134.2	37.777	173.6	38.681	184.0		1:43.192	
2	29.247	125.4	40.652	166.9	40.903	180.3		1:50.802		8	26.537	130.0	37.330	173.9	38.241	<u>185.9</u>		1:42.108	
3	29.021	127.2	38.664	167.4	40.317	182.1		1:48.002		9	<u>26.398</u>	129.8	37.976	169.8	38.484	184.0		1:42.858	
4	27.720	128.1	37.998	171.2	40.245	180.9		1:45.963		10	26.550	129.7	37.461	169.5	38.371	183.7		1:42.382	
5	27.285	130.4	38.229	167.7	39.469	183.1		1:44.983		11	26.691	<u>134.5</u>	<u>36.838</u>	<u>175.3</u>	39.482	182.7		1:43.011	
6	27.125	131.4	37.856	173.6	38.768	184.6		1:43.749		12	26.463	132.8	37.026	172.2	37.854	183.1		1:41.343	

96 Tycho Wedman (NED)									HKR EVO2 R										
lap	Sect-1	Speed	Sect-2	Speed	Sect-3	Speed	TopSpeed	laptime	pit	lap	Sect-1	Speed	Sect-2	Speed	Sect-3	Speed	Topspeed	laptime	pit
1	Out	110.2	43.537	155.8	44.085	179.7		1:58.226		7	27.927	132.0	38.402	170.3	39.897	184.6		1:46.226	
2	29.782	119.2	39.828	167.2	42.753	182.4		1:52.363		8	27.356	136.5	38.283	172.0	39.254	<u>184.9</u>		1:44.893	
3	29.816	130.1	39.431	169.8	41.182	183.1		1:50.429		9	27.597	131.5	38.001	173.4	39.227	184.6		1:44.825	
4	29.198	109.4	40.279	172.0	41.217	184.6		1:50.694		10	27.371	135.3	37.817	<u>173.9</u>	<u>39.014</u>	<u>184.9</u>		1:44.202	
5	28.352	134.5	38.439	173.6	40.347	184.3		1:47.138		11	<u>27.057</u>	<u>138.1</u>	<u>37.577</u>	<u>173.9</u>	39.094	184.3		<u>1:43.728</u>	
6	27.703	136.5	38.482	173.1	40.176	184.6		1:46.361		12									

111 Mike Velthuiszen (NED)									TZM 250 MVS Yamaha										
lap	Sect-1	Speed	Sect-2	Speed	Sect-3	Speed	TopSpeed	laptime	pit	lap	Sect-1	Speed	Sect-2	Speed	Sect-3	Speed	Topspeed	laptime	pit
1	Out	106.2	44.222	164.1	43.878	180.6		1:59.240		7	27.585	128.4	37.407	176.2	38.600	186.5		1:43.592	
2	29.668	117.4	40.164	171.7	40.804	183.4		1:50.636		8	26.878	132.4	37.333	<u>176.5</u>	38.781	<u>188.2</u>		1:42.992	
3	28.403	121.3	41.463	171.4	40.668	185.6		1:50.534		9	27.088	129.2	37.231	<u>176.5</u>	38.476	186.9		1:42.795	
4	28.196	127.5	39.009	171.7	40.377	184.9		1:47.582		10	<u>26.606</u>	128.3	<u>37.080</u>	175.3	<u>38.317</u>	<u>188.2</u>		<u>1:42.003</u>	
5	28.154	<u>132.5</u>	37.727	173.4	39.542	184.6		1:45.423		11	29.126	113.7	42.342	174.8				1:59.370	
6	27.853	124.9	37.764	174.5	39.098	185.6		1:44.715		12									

118 Ryan van de Lagemaat (NED)									KTM 690 Duke										
lap	Sect-1	Speed	Sect-2	Speed	Sect-3	Speed	TopSpeed	laptime	pit	lap	Sect-1	Speed	Sect-2	Speed	Sect-3	Speed	Topspeed	laptime	pit
1	Out	113.0	45.788	155.8	46.352	170.3		2:01.408		7	27.314	138.5	37.971	170.6	39.149	<u>183.7</u>		1:44.434	
2	30.323	120.5	41.344	161.7	42.787	177.6		1:54.454		8	27.274	143.8	37.614	172.5	<u>38.999</u>	183.1		<u>1:43.887</u>	
3	29.605	132.8	39.907	167.7	40.807	180.3		1:50.319		9	28.277	127.1	37.675	174.2	39.214	180.0		1:45.166	
4	27.940	136.2	38.692	169.8	40.097	181.2		1:46.729		10	<u>26.700</u>	143.0	37.535	<u>175.3</u>	39.875	176.5		1:44.110	
5	28.146	128.4	38.842	166.7	40.197	180.3		1:47.185		11	27.395	<u>145.4</u>	<u>37.404</u>	174.5	40.068	180.3		1:44.867	
6	27.414	141.9	37.989	170.3	39.483	180.9		1:44.886		12									

124 Djim Ulrich (NED)									KTM 690 Duke										
lap	Sect-1	Speed	Sect-2	Speed	Sect-3	Speed	TopSpeed	laptime	pit	lap	Sect-1	Speed	Sect-2	Speed	Sect-3	Speed	Topspeed	laptime	pit
1	Out	101.7	45.003	154.3	45.325	168.8		1:58.674		6	27.693	139.5	37.611	165.4	39.112	176.2		1:44.416	
2	30.603	119.1	41.949	157.9	41.849	172.0		1:54.401		7	27.898	133.2	38.273	164.6	39.018	175.6		1:45.189	
3	28.522	126.0	39.063	163.9	43.031	173.9		1:50.616		8	27.446	139.4	37.721	166.2	<u>38.963</u>	179.4		1:44.130	
4	27.906	133.5	38.134	163.9				1:52.124		9	27.304	141.2	37.733	<u>169.5</u>	39.034	<u>181.2</u>		1:44.071	
5	Out	132.5	38.323	161.2	39.252	173.1		2:37.903 P		10	<u>27.054</u>	<u>142.1</u>	<u>37.585</u>	168.8	39.041	180.0		<u>1:43.680</u>	

SUPERBIKE-IDM V8-Hockenheimring Finale

MotorEvents GmbH

S-09-16, EMN 10-316, IMN 191-80

IDM Supermono - Freies Training 1

23 - 25 September 2016

Runden und Sektoren Zeiten

Hockenheim Motorrad - 3692 mtr.

131		Olivier Collet (FRA)							KTM 690 Duke R											
lap	Sect-1	Speed	Sect-2	Speed	Sect-3	Speed	TopSpeed	laptime	pit	lap	Sect-1	Speed	Sect-2	Speed	Sect-3	Speed	Topspeed	laptime	pit	
1	Out	93.8	55.526	117.0	54.873	144.2		2:27.606		6	28.959	125.3	41.083	156.3	42.455	169.3				1:52.497
2	34.255	102.2	51.711	146.9	44.969	156.1		2:10.935		7	29.449	126.8	40.129	156.5	41.272	166.9				1:50.850
3	30.343	122.9	41.788	153.6	42.817	161.7		1:54.948		8	28.661	128.0	40.095	157.4	41.135	166.7				1:49.891
4	29.664	123.3	41.632	151.5	43.276	164.1		1:54.572		9	28.593	125.7	40.976	154.7	42.616	166.7				1:52.185
5	29.667	126.5	40.679	155.8	41.894	163.4		1:52.240		10	28.846	130.0	40.279	156.1	41.603	166.9				1:50.728

SUPERBIKE-IDM V8-Hockenheimring Finale

MotorEvents GmbH

S-09-16, EMN 10-316, IMN 191-80

IDM Supermono - Freies Training 1

23 - 25 September 2016

Runden und Sektoren Zeiten

Hockenheim Motorrad - 3692 mtr.

2 Josef Frauenschuh (AUT)									KTM-JF-Supermono											
lap	Sect-1	Speed	Sect-2	Speed	Sect-3	Speed	TopSpeed	laptime	pit	lap	Sect-1	Speed	Sect-2	Speed	Sect-3	Speed	Topspeed	laptime	pit	
1	Out	111.8	44.703	168.5	46.705	184.6		2:02.388		7	27.059	125.0	37.351	182.1	39.726	192.2			1:44.136	
2	30.050	120.9	40.340	178.8	43.346	193.2	1:53.736			8	26.733	133.7	37.722	180.6	40.177	189.1			1:44.632	
3	29.106	130.4	39.628	179.7	40.443	195.3	1:49.177			9	26.808	<u>139.2</u>	37.302	175.3	39.815	192.9			1:43.925	
4	27.856	130.6	38.315	181.5	40.156	<u>196.0</u>	1:46.327			10	26.883	135.0	<u>36.918</u>	183.4	<u>39.640</u>	187.8			<u>1:43.441</u>	
5	26.735	131.5	38.836	<u>184.6</u>	39.982	194.9	1:45.553			11	<u>26.239</u>	137.9	37.263	180.6					1:47.746	
6	27.378	136.9	37.811	182.7	40.184	194.2	1:45.373			12										

7 Emile Litjens (NED)									KTM 690 Duke											
lap	Sect-1	Speed	Sect-2	Speed	Sect-3	Speed	TopSpeed	laptime	pit	lap	Sect-1	Speed	Sect-2	Speed	Sect-3	Speed	Topspeed	laptime	pit	
1	Out	112.9	44.816	154.9	46.680	168.2		2:01.530		7	28.627	130.6	39.671	160.0	41.365	168.5			1:49.663	
2	30.803	118.0	41.063	162.4	42.589	<u>173.1</u>	1:54.455			8	29.214	127.8	39.611	<u>163.9</u>	41.253	170.1			1:50.078	
3	29.269	119.2	40.487	161.7	42.629	169.8	1:52.385			9	<u>28.370</u>	129.0	39.497	161.9	41.322	171.4			1:49.189	
4	29.274	124.4	40.243	161.0	42.851	169.0	1:52.368			10	28.476	130.9	39.981	160.0	<u>41.188</u>	166.9			1:49.645	
5	29.077	127.1	40.340	159.8	42.730	167.2	1:52.147			11	28.453	<u>131.1</u>	<u>39.468</u>	163.1	41.214	170.3			<u>1:49.135</u>	
6	29.329	128.3	40.237	160.7	41.997	169.3	1:51.563			12										

8 Bruno Collin (FRA)									450 RS TVX											
lap	Sect-1	Speed	Sect-2	Speed	Sect-3	Speed	TopSpeed	laptime	pit	lap	Sect-1	Speed	Sect-2	Speed	Sect-3	Speed	Topspeed	laptime	pit	
1	Out	97.2	48.462	141.0	46.693	149.8		2:08.883		6	31.388	112.6	40.881	155.8	41.961	168.5			1:54.230	
2	31.840	111.2	43.033	144.4	43.665	163.1	1:58.538			7	29.497	122.3	39.846	157.4	40.280	<u>171.7</u>			1:49.623	
3	30.084	112.1	42.850	152.5	42.428	165.1	1:55.362			8	29.640	<u>130.1</u>	40.373	<u>161.2</u>	40.732	166.7			1:50.745	
4	29.580	117.4	40.426	142.5	41.765	164.9	1:51.771			9	<u>28.752</u>	123.1	<u>38.901</u>	158.6	<u>39.985</u>	167.7			<u>1:47.638</u>	
5	29.455	114.0	41.904	149.2	42.321	148.8	1:53.680			10										

9 Robert Schotman (NED)									KTM 690 Duke											
lap	Sect-1	Speed	Sect-2	Speed	Sect-3	Speed	TopSpeed	laptime	pit	lap	Sect-1	Speed	Sect-2	Speed	Sect-3	Speed	Topspeed	laptime	pit	
1	Out	95.1	45.971	156.7	44.150	175.0		1:59.562		5	26.953	136.5	37.718	169.8	38.662	<u>180.0</u>			1:43.333	
2	28.056	124.0	39.701	164.9	40.729	175.0	1:48.486			6	<u>26.859</u>	138.8	37.665	<u>174.8</u>	<u>38.614</u>	177.6			<u>1:43.138</u>	
3	27.540	127.2	38.526	165.6	39.348	176.8	1:45.414			7	26.919	137.8	37.951	170.6	40.299	179.7			1:45.169	
4	27.158	134.5	38.312	166.2	50.056	176.5	1:55.526			8	26.954	<u>141.5</u>	<u>37.178</u>	169.5	39.612	177.6			1:43.744	

11 Jordy Wolters (NED)									Yamaha HRT 740											
lap	Sect-1	Speed	Sect-2	Speed	Sect-3	Speed	TopSpeed	laptime	pit	lap	Sect-1	Speed	Sect-2	Speed	Sect-3	Speed	Topspeed	laptime	pit	
1	Out	114.8	44.210	159.5	47.701	103.7		2:05.283		4	<u>30.555</u>	<u>131.9</u>	47.804	160.0	48.407	120.5			2:06.766	
2	33.964	125.1	42.608	161.0	45.830	<u>173.9</u>	2:02.402			5	32.496	116.0	1:03.636	153.4					2:36.925	
3	31.086	128.6	<u>41.914</u>	<u>162.2</u>	<u>45.119</u>	<u>173.9</u>	<u>1:58.119</u>			6										

14 Samuel Saudubray (FRA)									450 TVX											
lap	Sect-1	Speed	Sect-2	Speed	Sect-3	Speed	TopSpeed	laptime	pit	lap	Sect-1	Speed	Sect-2	Speed	Sect-3	Speed	Topspeed	laptime	pit	
1	Out	110.8	45.144	152.8	46.907	165.1		2:02.321		5	29.326	122.6	39.037	161.9	41.252	171.4			1:49.615	
2	31.637	122.0	41.693	160.2	44.036	171.2	1:57.366			6	<u>28.818</u>	125.4	39.495	163.1	41.436	170.9			1:49.749	
3	29.423	125.6	39.437	160.5	42.582	170.3	1:51.442			7	28.937	125.7	39.027	161.9	<u>41.097</u>	<u>172.8</u>			<u>1:49.061</u>	
4	29.386	124.7	41.042	158.1	42.863	172.2	1:53.291			8	28.983	<u>129.8</u>	<u>38.808</u>	159.1	42.208	172.0			1:49.999	

17 Dirk Kappeller (GER)									HKR EVO2											
lap	Sect-1	Speed	Sect-2	Speed	Sect-3	Speed	TopSpeed	laptime	pit	lap	Sect-1	Speed	Sect-2	Speed	Sect-3	Speed	Topspeed	laptime	pit	
1	Out	108.3	46.561	154.9	46.392	<u>170.1</u>		2:04.718		4	32.345	119.6	42.751	152.8	<u>44.985</u>	161.0			2:00.081	
2	32.636	120.4	42.703	<u>159.5</u>	45.184	166.4	2:00.523			5	30.488	120.0	42.530	153.8					2:07.108	
3	<u>30.382</u>	<u>126.5</u>	<u>42.436</u>	155.8	45.003	162.4	<u>1:57.821</u>			6										

18 Libor Kamenicky (CZE)									Mali Ahra 800											
lap	Sect-1	Speed	Sect-2	Speed	Sect-3	Speed	TopSpeed	laptime	pit	lap	Sect-1	Speed	Sect-2	Speed	Sect-3	Speed	Topspeed	laptime	pit	
1	Out	103.6	51.492	139.0	49.940	164.6		2:15.548		6	27.629	128.0	38.595	170.1	40.913	179.7			1:47.137	
2	34.011	113.3	41.496	162.9	43.912	175.0	1:59.419			7	28.091	127.8	38.851	167.2	40.915	180.0			1:47.857	
3	28.789	125.6	39.915	166.2	41.653	178.5	1:50.357			8	28.022	120.9	38.798	169.5	40.770	180.9			1:47.590	
4	28.860	125.9	39.875	166.9			1:56.319			9	<u>27.606</u>	128.9	38.618	168.2	40.447	180.0			1:46.671	
5	Out	123.9	40.038	167.2	41.615	<u>181.5</u>	2:41.643 P			10	27.787	<u>129.2</u>	<u>38.086</u>	<u>170.6</u>	<u>39.805</u>	179.7			<u>1:45.678</u>	

**SUPERBIKE-IDM V8-Hockenheimring Finale**

MotorEvents GmbH

S-09-16, EMN 10-316, IMN 191-80

IDM Supermono - Freies Training 1

23 - 25 September 2016

Runden und Sektoren Zeiten

Hockenheim Motorrad - 3692 mtr.

23   Dustin Gerken (GER)									HKR EVO2										
lap	Sect-1	Speed	Sect-2	Speed	Sect-3	Speed	TopSpeed	laptime	pit	lap	Sect-1	Speed	Sect-2	Speed	Sect-3	Speed	Topspeed	laptime	pit
1	Out	98.7	47.346	155.2	48.127	171.7		2:05.847		6	31.254	120.9	40.577	165.6	43.401	179.1		1:55.232	
2	33.768	106.7	44.541	159.1	45.848	170.9		2:04.157		7	30.363	121.2	41.010	166.2	42.537	177.9		1:53.910	
3	31.737	111.3	46.202	161.7	46.588	175.6		2:04.527		8	30.143	122.4	40.914	165.9	43.296	177.0		1:54.353	
4	31.647	114.4	42.109	154.9	44.814	174.8		1:58.570		9	30.877	124.9	40.197	169.8	42.215	180.9		1:53.289	
5	30.884	118.3	41.961	149.4	44.379	178.2		1:57.224		10	29.657	117.4	40.627	168.5	42.182	180.9		1:52.466	

28   Arie Vos (NED)									KTM 690 Duke										
lap	Sect-1	Speed	Sect-2	Speed	Sect-3	Speed	TopSpeed	laptime	pit	lap	Sect-1	Speed	Sect-2	Speed	Sect-3	Speed	Topspeed	laptime	pit
1	Out	123.9	42.539	153.8	40.673	173.1		1:50.290		7	25.868	141.2	36.325	169.3	36.865	181.2		1:39.058	
2	27.906	134.5	38.918	165.1	38.632	173.6		1:45.456		8	25.710	142.1	36.495	171.7	36.740	180.3		1:38.945	
3	26.938	141.5	37.701	169.8	37.816	176.2		1:42.455		9	25.597	142.3	36.544	169.0	36.781	180.0		1:38.922	
4	26.250	144.0	36.834	166.4	37.671	175.9		1:40.755		10	25.743	144.8	36.118	163.9	36.891	173.6		1:38.752	
5	26.435	142.9	36.638	168.8	38.419	174.8		1:41.492		11	25.938	142.1	36.331	166.2	36.710	175.9		1:38.979	
6	25.934	142.3	36.146	168.8	37.384	178.2		1:39.464		12	25.990	143.2	36.260	167.2	36.894	175.3		1:39.144	

34   Ezequiel Iturrioz (GER)									HKR EVO2 R										
lap	Sect-1	Speed	Sect-2	Speed	Sect-3	Speed	TopSpeed	laptime	pit	lap	Sect-1	Speed	Sect-2	Speed	Sect-3	Speed	Topspeed	laptime	pit
1	Out	120.9	41.678	165.9	40.050	177.0		1:52.353		7	25.940	145.6	36.169	176.2	37.197	185.2		1:39.306	
2	27.104	127.7	38.428	169.0	38.927	183.7		1:44.459		8	25.621	146.5	35.803	173.6	36.657	183.4		1:38.081	
3	26.630	141.5	37.753	173.6	38.116	184.3		1:42.499		9	25.730	140.3	36.211	173.4	37.103	184.6		1:39.044	
4	25.994	141.4	37.076	175.6	37.790	184.3		1:40.860		10	25.629	146.9	36.103	169.5	37.505	184.9		1:39.237	
5	25.870	143.8	36.616	171.4	39.144	186.2		1:41.630		11	30.754	126.2	50.141	130.3	40.698	180.9		2:01.593	
6	26.360	148.1	35.957	171.2	37.071	186.2		1:39.388		12	26.059	146.5	36.180	172.0	37.900	183.1		1:40.139	

35   Allard Kerkhoven (NED)									KTM 690 Duke										
lap	Sect-1	Speed	Sect-2	Speed	Sect-3	Speed	TopSpeed	laptime	pit	lap	Sect-1	Speed	Sect-2	Speed	Sect-3	Speed	Topspeed	laptime	pit
1	Out	110.1	46.014	153.4	44.909	171.4		2:00.612		7	27.543	136.9	38.333	165.1	39.044	175.6		1:44.920	
2	29.526	128.1	40.231	161.7	41.835	176.8		1:51.592		8	27.018	139.2	37.969	166.2	38.944	175.3		1:43.931	
3	28.827	132.7	39.569	163.6	40.647	175.9		1:49.043		9	27.309	140.4	38.524	169.8	38.853	180.3		1:44.686	
4	28.163	128.1	39.082	165.6	40.072	175.9		1:47.317		10	26.888	143.0	37.602	168.5	40.129	173.1		1:44.619	
5	28.548	128.4	38.804	165.4	39.552	175.6		1:46.904		11	26.999	140.4	37.795	170.3	40.766	175.6		1:45.560	
6	27.564	137.9	38.479	165.9	38.995	173.9		1:45.038		12									

37   Lutz Pfeifer (GER)									Yamaha 450										
lap	Sect-1	Speed	Sect-2	Speed	Sect-3	Speed	TopSpeed	laptime	pit	lap	Sect-1	Speed	Sect-2	Speed	Sect-3	Speed	Topspeed	laptime	pit
1	Out	109.9	47.157	149.4	46.525	166.7		2:05.699		7	28.301	127.1	39.913	161.9	42.258	175.6		1:50.472	
2	31.682	119.5	42.667	161.2	43.862	174.8		1:58.211		8	28.629	125.7	39.991	163.1	41.329	176.5		1:49.949	
3	28.801	128.1	41.442	162.7	43.612	175.0		1:53.855		9	28.289	126.6	39.581	164.1	41.102	174.2		1:48.972	
4	29.561	120.0	41.109	161.0	43.609	171.4		1:54.279		10	28.880	127.2	39.582	163.4	41.174	174.5		1:49.636	
5	29.113	124.3	40.707	161.9	43.174	175.0		1:52.994		11	28.358	124.7	39.177	163.4	41.041	175.0		1:48.576	
6	28.711	126.0	40.482	161.2	42.325	175.9		1:51.518		12									

44   Justus Weinke (GER)									HKR EVO2 R										
lap	Sect-1	Speed	Sect-2	Speed	Sect-3	Speed	TopSpeed	laptime	pit	lap	Sect-1	Speed	Sect-2	Speed	Sect-3	Speed	Topspeed	laptime	pit
1	Out	109.6	46.957	141.7	48.176	169.3		2:05.323		6	29.876	127.1	40.332	165.1	41.840	178.5		1:52.048	
2	31.440	119.1	42.620	156.5	44.554	175.9		1:58.614		7	29.547	126.5	39.457	166.2	41.851	178.8		1:50.855	
3	29.922	120.5	40.507	160.5	43.581	179.7		1:54.010		8	29.200	127.5	39.002	162.9	41.975	176.5		1:50.177	
4	30.133	124.4	40.022	164.4	43.546	178.8		1:53.701		9	28.841	123.1	39.314	164.9	41.351	177.9		1:49.506	
5	29.850	128.9	40.172	159.5	43.534	177.9		1:53.556		10	28.883	127.5	38.750	165.4	41.994	180.3		1:49.627	

58   Lukas Wimmer (AUT)									HKR EVO2 R										
lap	Sect-1	Speed	Sect-2	Speed	Sect-3	Speed	TopSpeed	laptime	pit	lap	Sect-1	Speed	Sect-2	Speed	Sect-3	Speed	Topspeed	laptime	pit
1	Out	107.7	41.716	167.4	40.021	180.6		1:47.885		7	25.719	145.2	36.153	177.3	37.245	186.5		1:39.117	
2	27.158	128.1	38.692	172.2	39.121	181.5		1:44.971		8	25.484	143.6	35.601	177.9	36.487	186.9		1:37.572	
3	26.523	135.0	37.669	175.0	37.649	184.9		1:41.841		9	25.304	141.9	35.510	179.1	39.005	183.1		1:39.819	
4	26.318	135.3	37.830	178.5	37.749	188.5		1:41.897		10	26.975	146.7	36.102		37.394	189.5		1:40.471	
5	26.056	148.1	36.280	175.6	38.394	181.8		1:40.730		11	26.686	144.0	35.950	176.2	37.687	186.9		1:40.323	
6	25.726	145.6	36.133	176.2	37.612	186.2		1:39.471		12	25.561	147.7	35.503	178.8	36.569	186.2		1:37.633	



**SUPERBIKE-IDM V8-Hockenheimring Finale**

MotorEvents GmbH

S-09-16, EMN 10-316, IMN 191-80

IDM Supermono - Freies Training 1

23 - 25 September 2016

Runden und Sektoren Zeiten

Hockenheim Motorrad - 3692 mtr.

74 Jeroen Vijfeijke (NED)										KTM 690 Duke										
lap	Sect-1	Speed	Sect-2	Speed	Sect-3	Speed	TopSpeed	laptime	pit	lap	Sect-1	Speed	Sect-2	Speed	Sect-3	Speed	Topspeed	laptime	pit	
1	Out	115.8	44.396	154.5	47.477	161.9		2:01.741		6	29.311	127.7	40.246	158.4	42.440	166.7			1:51.997	
2	30.714	<u>128.1</u>	41.052	157.0	43.576	167.7		1:55.342		7	28.955	125.9	<u>40.034</u>	<u>159.5</u>	42.274	164.6			<u>1:51.263</u>	
3	<u>28.827</u>	127.8	41.188	157.7	44.150	<u>168.5</u>		1:54.165		8	29.218	120.7	40.942	157.4	43.306	163.1			1:53.466	
4	29.911	124.1	40.500	157.7	<u>42.250</u>	166.9		1:52.661		9	29.220	123.6	40.380	158.4	43.468	164.1			1:53.068	
5	29.692	123.6	41.330	159.3	43.086	166.7		1:54.108		10	29.556	119.7	41.355	155.8					1:59.379	

84 Bram Lambrechts (BEL)										KTM 690 Duke										
lap	Sect-1	Speed	Sect-2	Speed	Sect-3	Speed	TopSpeed	laptime	pit	lap	Sect-1	Speed	Sect-2	Speed	Sect-3	Speed	Topspeed	laptime	pit	
1	Out	97.3	47.890	155.4	45.050	172.0		2:03.790		7	27.197	141.2	38.031	<u>169.0</u>	39.257	178.5			1:44.485	
2	28.562	121.2	40.558	164.1	41.674	180.6		1:50.794		8	27.147	<u>143.8</u>	<u>37.620</u>	168.5	<u>38.897</u>	<u>181.8</u>			<u>1:43.664</u>	
3	28.150	130.6	39.335	166.9	40.547	180.6		1:48.032		9	26.861	137.9	38.352	163.9	40.461	177.0			1:45.674	
4	27.216	132.4	39.072	163.4	42.202	172.2		1:48.490		10	<u>26.526</u>	143.0	37.992	166.7	39.963	176.5			1:44.481	
5	27.767	134.0	39.013	165.6	39.987	178.2		1:46.767		11	27.036	140.8	37.781	166.4	39.785	178.8			1:44.602	
6	27.411	139.5	38.213	165.4	39.289	178.8		1:44.913		12										

89 David Legalle (FRA)										J2L BMW/Pami										
lap	Sect-1	Speed	Sect-2	Speed	Sect-3	Speed	TopSpeed	laptime	pit	lap	Sect-1	Speed	Sect-2	Speed	Sect-3	Speed	Topspeed	laptime	pit	
1	Out	122.0	44.376	162.7	43.502	176.5		1:56.983		7	26.734	134.2	37.777	173.6	38.681	184.0			1:43.192	
2	29.247	125.4	40.652	166.9	40.903	180.3		1:50.802		8	26.537	130.0	37.330	173.9	38.241	<u>185.9</u>			1:42.108	
3	29.021	127.2	38.664	167.4	40.317	182.1		1:48.002		9	<u>26.398</u>	129.8	37.976	169.8	38.484	184.0			1:42.858	
4	27.720	128.1	37.998	171.2	40.245	180.9		1:45.963		10	26.550	129.7	37.461	169.5	38.371	183.7			1:42.382	
5	27.285	130.4	38.229	167.7	39.469	183.1		1:44.983		11	26.691	<u>134.5</u>	<u>36.838</u>	<u>175.3</u>	39.482	182.7			1:43.011	
6	27.125	131.4	37.856	173.6	38.768	184.6		1:43.749		12	26.463	132.8	37.026	172.2	37.854	183.1			1:41.343	

96 Tycho Wedman (NED)										HKR EVO2 R										
lap	Sect-1	Speed	Sect-2	Speed	Sect-3	Speed	TopSpeed	laptime	pit	lap	Sect-1	Speed	Sect-2	Speed	Sect-3	Speed	Topspeed	laptime	pit	
1	Out	110.2	43.537	155.8	44.085	179.7		1:58.226		7	27.927	132.0	38.402	170.3	39.897	184.6			1:46.226	
2	29.782	119.2	39.828	167.2	42.753	182.4		1:52.363		8	27.356	136.5	38.283	172.0	39.254	<u>184.9</u>			1:44.893	
3	29.816	130.1	39.431	169.8	41.182	183.1		1:50.429		9	27.597	131.5	38.001	173.4	39.227	184.6			1:44.825	
4	29.198	109.4	40.279	172.0	41.217	184.6		1:50.694		10	27.371	135.3	37.817	<u>173.9</u>	<u>39.014</u>	<u>184.9</u>			1:44.202	
5	28.352	134.5	38.439	173.6	40.347	184.3		1:47.138		11	<u>27.057</u>	<u>138.1</u>	<u>37.577</u>	<u>173.9</u>	39.094	184.3			<u>1:43.728</u>	
6	27.703	136.5	38.482	173.1	40.176	184.6		1:46.361		12										

111 Mike Velthuiszen (NED)										TZM 250 MVS Yamaha										
lap	Sect-1	Speed	Sect-2	Speed	Sect-3	Speed	TopSpeed	laptime	pit	lap	Sect-1	Speed	Sect-2	Speed	Sect-3	Speed	Topspeed	laptime	pit	
1	Out	106.2	44.222	164.1	43.878	180.6		1:59.240		7	27.585	128.4	37.407	176.2	38.600	186.5			1:43.592	
2	29.668	117.4	40.164	171.7	40.804	183.4		1:50.636		8	26.878	132.4	37.333	<u>176.5</u>	38.781	<u>188.2</u>			1:42.992	
3	28.403	121.3	41.463	171.4	40.668	185.6		1:50.534		9	27.088	129.2	37.231	<u>176.5</u>	38.476	186.9			1:42.795	
4	28.196	127.5	39.009	171.7	40.377	184.9		1:47.582		10	<u>26.606</u>	128.3	<u>37.080</u>	175.3	<u>38.317</u>	<u>188.2</u>			<u>1:42.003</u>	
5	28.154	<u>132.5</u>	37.727	173.4	39.542	184.6		1:45.423		11	29.126	113.7	42.342	174.8					1:59.370	
6	27.853	124.9	37.764	174.5	39.098	185.6		1:44.715		12										

118 Ryan van de Lagemaat (NED)										KTM 690 Duke										
lap	Sect-1	Speed	Sect-2	Speed	Sect-3	Speed	TopSpeed	laptime	pit	lap	Sect-1	Speed	Sect-2	Speed	Sect-3	Speed	Topspeed	laptime	pit	
1	Out	113.0	45.788	155.8	46.352	170.3		2:01.408		7	27.314	138.5	37.971	170.6	39.149	<u>183.7</u>			1:44.434	
2	30.323	120.5	41.344	161.7	42.787	177.6		1:54.454		8	27.274	143.8	37.614	172.5	<u>38.999</u>	183.1			<u>1:43.887</u>	
3	29.605	132.8	39.907	167.7	40.807	180.3		1:50.319		9	28.277	127.1	37.675	174.2	39.214	180.0			1:45.166	
4	27.940	136.2	38.692	169.8	40.097	181.2		1:46.729		10	<u>26.700</u>	143.0	37.535	<u>175.3</u>	39.875	176.5			1:44.110	
5	28.146	128.4	38.842	166.7	40.197	180.3		1:47.185		11	27.395	<u>145.4</u>	<u>37.404</u>	174.5	40.068	180.3			1:44.867	
6	27.414	141.9	37.989	170.3	39.483	180.9		1:44.886		12										

124 Djim Ulrich (NED)										KTM 690 Duke										
lap	Sect-1	Speed	Sect-2	Speed	Sect-3	Speed	TopSpeed	laptime	pit	lap	Sect-1	Speed	Sect-2	Speed	Sect-3	Speed	Topspeed	laptime	pit	
1	Out	101.7	45.003	154.3	45.325	168.8		1:58.674		6	27.693	139.5	37.611	165.4	39.112	176.2			1:44.416	
2	30.603	119.1	41.949	157.9	41.849	172.0		1:54.401		7	27.898	133.2	38.273	164.6	39.018	175.6			1:45.189	
3	28.522	126.0	39.063	163.9	43.031	173.9		1:50.616		8	27.446	139.4	37.721	166.2	<u>38.963</u>	179.4			1:44.130	
4	27.906	133.5	38.134	163.9				1:52.124		9	27.304	141.2	37.733	<u>169.5</u>	39.034	<u>181.2</u>			1:44.071	
5	Out	132.5	38.323	161.2	39.252	173.1		2:37.903 P		10	<u>27.054</u>	<u>142.1</u>	<u>37.585</u>	168.8	39.041	180.0			<u>1:43.680</u>	

## SUPERBIKE-IDM V8-Hockenheimring Finale

MotorEvents GmbH

S-09-16, EMN 10-316, IMN 191-80

IDM Supermono - Freies Training 1

23 - 25 September 2016

Runden und Sektoren Zeiten

Hockenheim Motorrad - 3692 mtr.

131		Olivier Collet (FRA)							KTM 690 Duke R											
lap	Sect-1	Speed	Sect-2	Speed	Sect-3	Speed	TopSpeed	laptime	pit	lap	Sect-1	Speed	Sect-2	Speed	Sect-3	Speed	Topspeed	laptime	pit	
1	Out	93.8	55.526	117.0	54.873	144.2		2:27.606		6	28.959	125.3	41.083	156.3	42.455	<u>169.3</u>				1:52.497
2	34.255	102.2	51.711	146.9	44.969	156.1		2:10.935		7	29.449	126.8	40.129	156.5	41.272	166.9				1:50.850
3	30.343	122.9	41.788	153.6	42.817	161.7		1:54.948		8	28.661	128.0	<u>40.095</u>	<u>157.4</u>	<u>41.135</u>	166.7				<u>1:49.891</u>
4	29.664	123.3	41.632	151.5	43.276	164.1		1:54.572		9	<u>28.593</u>	125.7	40.976	154.7	42.616	166.7				1:52.185
5	29.667	126.5	40.679	155.8	41.894	163.4		1:52.240		10	28.846	<u>130.0</u>	40.279	156.1	41.603	166.9				1:50.728

## SUPERBIKE-IDM V8-Hockenheimring Finale

MotorEvents GmbH

S-09-16, EMN 10-316, IMN 191-80

Lauf name : IDM Supermono - Freies Training 1  
Lauf Datum : 23 September 2016  
Wetter :  
Strecke name : Hockenheim Motorrad - 3692 mtr.

Participants Started	: 23	Participants Classified	: 30
Participants Finished	: 18	Participants Not Classified	: 0
Participants Not Finished	: 5		

Green flag at	: 09:00:02	Heat recording start time	: 09:00:02
Finish flag waved at	: 09:20:02	Heat recording end time	: 09:24:40
Total time under Green	: 20:00	Total of All Laps in Heat	: 231
Number of cautions	: 0	Total time under Yellow	: 00:00:00
Number of code-60's	: 0	Total time under Code-60	: 00:00:00

### Summary of winners per class

Nr.	Name / Team Name	Fahrzeug	Kls	Schnellste Rd.zeit	In	Schnitt	Rnd	Fahrzeit
-----	------------------	----------	-----	--------------------	----	---------	-----	----------

### Best Lap time history during the Heat

#	Nr.	lap time	in lap	Name	Fahrzeug	time of day
1	58	1:44.971	2	Lukas Wimmer	HKR EVO2 R	09:04:01
2	34	1:44.459	2	Ezequiel Iturrioz	HKR EVO2 R	09:04:02
3	58	1:41.841	3	Lukas Wimmer	HKR EVO2 R	09:05:43
4	28	1:40.755	4	Arie Vos	KTM 690 Duke	09:07:25
5	58	1:40.730	5	Lukas Wimmer	HKR EVO2 R	09:09:06
6	58	1:39.471	6	Lukas Wimmer	HKR EVO2 R	09:10:45
7	28	1:39.464	6	Arie Vos	KTM 690 Duke	09:10:46
8	34	1:39.388	6	Ezequiel Iturrioz	HKR EVO2 R	09:10:46
9	58	1:39.117	7	Lukas Wimmer	HKR EVO2 R	09:12:25
10	28	1:39.058	7	Arie Vos	KTM 690 Duke	09:12:25
11	58	1:37.572	8	Lukas Wimmer	HKR EVO2 R	09:14:02

### Summary of best laptimes per class

Nr.	Name / Team Name	Fahrzeug	Kls	Schnellste Rd.zeit	In	Geschw
58	Lukas Wimmer	HKR EVO2 R	F-ESC	1:37.572	8	136.22
28	Arie Vos	KTM 690 Duke	K-DB	1:38.752	10	134.59
96	Tycho Wedman	HKR EVO2 R	PrMo	1:43.728	11	128.14

## SUPERBIKE-IDM V8-Hockenheimring Finale

MotorEvents GmbH

S-09-16, EMN 10-316, IMN 191-80

Lauf name : IDM Supermono - Freies Training 1  
 Lauf Datum : 23 September 2016  
 Wetter :  
 Strecke name : Hockenheim Motorrad - 3692 mtr.

Participants Started	: 23	Participants Classified	: 30
Participants Finished	: 18	Participants Not Classified	: 0
Participants Not Finished	: 5		

Green flag at	: 09:00:02	Heat recording start time	: 09:00:02
Finish flag waved at	: 09:20:02	Heat recording end time	: 09:24:40
Total time under Green	: 20:00	Total of All Laps in Heat	: 231
Number of cautions	: 0	Total time under Yellow	: 00:00:00
Number of code-60's	: 0	Total time under Code-60	: 00:00:00

### Summary of winners per class

Nr.	Name / Team Name	Fahrzeug	Kls	Schnellste Rd.zeit	In	Schnitt	Rnd	Fahrzeit
-----	------------------	----------	-----	--------------------	----	---------	-----	----------

### Best Lap time history during the Heat

#	Nr.	lap time	in lap	Name	Fahrzeug	time of day
1	58	1:44.971	2	Lukas Wimmer	HKR EVO2 R	09:04:01
2	34	1:44.459	2	Ezequiel Iturrioz	HKR EVO2 R	09:04:02
3	58	1:41.841	3	Lukas Wimmer	HKR EVO2 R	09:05:43
4	28	1:40.755	4	Arie Vos	KTM 690 Duke	09:07:25
5	58	1:40.730	5	Lukas Wimmer	HKR EVO2 R	09:09:06
6	58	1:39.471	6	Lukas Wimmer	HKR EVO2 R	09:10:45
7	28	1:39.464	6	Arie Vos	KTM 690 Duke	09:10:46
8	34	1:39.388	6	Ezequiel Iturrioz	HKR EVO2 R	09:10:46
9	58	1:39.117	7	Lukas Wimmer	HKR EVO2 R	09:12:25
10	28	1:39.058	7	Arie Vos	KTM 690 Duke	09:12:25
11	58	1:37.572	8	Lukas Wimmer	HKR EVO2 R	09:14:02

### Summary of best laptimes per class

Nr.	Name / Team Name	Fahrzeug	Kls	Schnellste Rd.zeit	In	Geschw
58	Lukas Wimmer	HKR EVO2 R	F-ESC	1:37.572	8	136.22
28	Arie Vos	KTM 690 Duke	K-DB	1:38.752	10	134.59
96	Tycho Wedman	HKR EVO2 R	PrMo	1:43.728	11	128.14

**SUPERBIKE-IDM V8-Hockenheimring Finale**

MotorEvents GmbH

S-09-16, EMN 10-316, IMN 191-80

**IDM Supermono - Freies Training 14**

23 - 25 September 2016  
Hockenheim Motorrad - 3692 mtr.

Pl.	Nr.	Name / Bewerber	Motorrad / CITY	Kls	PIK	Schnellste	In	Diff.	Diff	Rnd	Km/h
1	58	Lukas Wimmer (AUT) Krämer Motorcycles	HKR EVO2 R PISCHELSDORF	F-ESC	1	1:36.681	12			12	137.47
2	89	David Legalle (FRA) J2L BMW	J2L BMW/Pami DUCEY	F-ESC	2	1:37.722	3	1.041	1.041	5	136.01
3	34	Ezequiel Iturrioz (GER) Krämer Motorcycles	HKR EVO2 R BURGKIRCHEN	F-ESC	3	1:37.758	12	1.077	0.036	12	135.96
4	28	Arie Vos (NED) KTM Duke Battle	KTM 690 Duke OSS	K-DB	1	1:37.807	4	1.126	0.049	12	135.89
5	21	Jerry Bunt, van de (NED) TeamRaHa 61	Happeck Rotax 449 NIJKERKERVEEN	F-ESC	4	1:37.971	3	1.290	0.164	8	135.66
6	111	Mike Velthuiszen (NED) MVS Race engineering	TZM 250 MVS Yamaha NE DERHORST DEN BERG	F-ESC	5	1:40.572	7	3.891	2.601	10	132.16
7	9	Robert Schotman (NED) KTM Duke Battle	KTM 690 Duke DORDRECHT	K-DB	2	1:40.939	12	4.258	0.367	12	131.68
8	118	Ryan van de Lagemaat (NED) KTM Duke Battle	KTM 690 Duke CULEMBORG	K-DB	3	1:41.005	12	4.324	0.066	12	131.59
9	2	Josef Frauenschuh (AUT) JF High-Tech-Tuning	KTM-JF-Supermono EGGELSBERG	F-ESC	6	1:41.518	8	4.837	0.513	10	130.92
10	96	Tycho Wedman (NED) Krämer Motorcycles	HKR EVO2 R HOUTEN	PrMo	1	1:42.025	12	5.344	0.507	12	130.27
11	84	Bram Lambrechts (BEL) KTM Duke Battle	KTM 690 Duke SCHELDEWINDEKE	K-DB	4	1:42.137	12	5.456	0.112	12	130.13
12	35	Allard Kerkhoven (NED) KTM Duke Battle	KTM 690 Duke ALPHEN GLD	K-DB	5	1:42.278	7	5.597	0.141	12	129.95
13	124	Djim Ulrich (NED) KTM Duke Battle	KTM 690 Duke SLIEDRECHT	K-DB	6	1:42.585	7	5.904	0.307	11	129.56
14	18	Libor Kamenicky (CZE) HLM Racingteam	Mali Ahra 800 RUMBURG	F-ESC	7	1:43.676	9	6.995	1.091	10	128.20
15	44	Justus Weinke (GER) Krämer Motorcycles	HKR EVO2 R SALZGITTER	F-ESC	8	1:44.076	10	7.395	0.400	11	127.71
16	5	Johann Karl (GER) FREILUSSING	KTM-JK01 FREILUSSING	F-ESC	9	1:44.492	3	7.811	0.416	3	127.20
17	14	Samuel Saudubray (FRA) TVX	450 TVX	F-ESC	10	1:46.170	7	9.489	1.678	8	125.19
18	8	Bruno Collin (FRA) Trajectorie Jeune Pilote	450 RS-TVX POMPEY	F-ESC	11	1:46.203	3	9.522	0.033	8	125.15
19	37	Lutz Pfeifer (GER) ELSFLETH	Yamaha 450 ELSFLETH	F-ESC	12	1:46.327	11	9.646	0.124	11	125.00
20	7	Emile Litjens (NED) KTM Duke Battle	KTM 690 Duke Hegolsom	K-DB	7	1:47.813	8	11.132	1.486	11	123.28
21	74	Jeroen Vijfeijke (NED) KTM Duke Battle	KTM 690 Duke HELMOND	K-DB	8	1:47.832	11	11.151	0.019	11	123.26
22	23	Dustin Gerken (GER) ADAC Berlin/Brandenburg Team	HKR EVO2 BERLIN	F-ESC	13	1:49.392	4	12.711	1.560	6	121.50
23	11	Jordy Wolters (NED) Yamaha HRT 740	Yamaha HRT 740	F-ESC	14	1:51.275	6	14.594	1.883	8	119.44
24	17	Dirk Kappeller (GER) Krämer Motorcycles	HKR EVO2 SAULHEIM	F-ESC	15	1:54.650	3	17.969	3.375	4	115.93
25	131	Olivier Collet (FRA) AMIENS	KTM 690 Duke R AMIENS	F-ESC	16	1:56.476	7	19.795	1.826	10	114.11

Schnellste Runde : 1:36.681 in Runde 12 durch nr. 58: Lukas Wimmer (HKR EVO2 R)

Aushangzeit

Ergebnisse und Rundenzeiten : [www.raceresults.at](http://www.raceresults.at)

Zeitnahme durch : SDO SportTiming

Rennleiter	Steward	Zeitmessung	<b>DMSB</b>
Wilfried Kasper	Christian T. Schneider, Stefan Beck	Bernd Jung	
Seite 1 von 1			

**SUPERBIKE-IDM V8-Hockenheimring Finale**

MotorEvents GmbH

S-09-16, EMN 10-316, IMN 191-80

**IDM Supermono - Freies Training 14**

23 - 25 September 2016  
Hockenheim Motorrad - 3692 mtr.

Pl.	Nr.	Name / Bewerber	Motorrad / CITY	Kls	PIK	Schnellste	In	Diff.	Diff	Rnd	Km/h
1	58	Lukas Wimmer (AUT) Krämer Motorcycles	HKR EVO2 R PISCHELSDORF	F-ESC	1	1:36.681	12			12	137.47
2	89	David Legalle (FRA) J2L BMW	J2L BMW/Pami DUCEY	F-ESC	2	1:37.722	3	1.041	1.041	5	136.01
3	34	Ezequiel Iturrioz (GER) Krämer Motorcycles	HKR EVO2 R BURGKIRCHEN	F-ESC	3	1:37.758	12	1.077	0.036	12	135.96
4	28	Arie Vos (NED) KTM Duke Battle	KTM 690 Duke OSS	K-DB	1	1:37.807	4	1.126	0.049	12	135.89
5	21	Jerry Bunt, van de (NED) TeamRaHa 61	Happeck Rotax 449 NIJKERKERVEEN	F-ESC	4	1:37.971	3	1.290	0.164	8	135.66
6	111	Mike Velthuiszen (NED) MVS Race engineering	TZM 250 MVS Yamaha NE DERHORST DEN BERG	F-ESC	5	1:40.572	7	3.891	2.601	10	132.16
7	9	Robert Schotman (NED) KTM Duke Battle	KTM 690 Duke DORDRECHT	K-DB	2	1:40.939	12	4.258	0.367	12	131.68
8	118	Ryan van de Lagemaat (NED) KTM Duke Battle	KTM 690 Duke CULEMBORG	K-DB	3	1:41.005	12	4.324	0.066	12	131.59
9	2	Josef Frauenschuh (AUT) JF High-Tech-Tuning	KTM-JF-Supermono EGGELSBERG	F-ESC	6	1:41.518	8	4.837	0.513	10	130.92
10	96	Tycho Wedman (NED) Krämer Motorcycles	HKR EVO2 R HOUTEN	PrMo	1	1:42.025	12	5.344	0.507	12	130.27
11	84	Bram Lambrechts (BEL) KTM Duke Battle	KTM 690 Duke SCHELDEWINDEKE	K-DB	4	1:42.137	12	5.456	0.112	12	130.13
12	35	Allard Kerkhoven (NED) KTM Duke Battle	KTM 690 Duke ALPHEN GLD	K-DB	5	1:42.278	7	5.597	0.141	12	129.95
13	124	Djim Ulrich (NED) KTM Duke Battle	KTM 690 Duke SLIEDRECHT	K-DB	6	1:42.585	7	5.904	0.307	11	129.56
14	18	Libor Kamenicky (CZE) HLM Racingteam	Mali Ahra 800 RUMBURG	F-ESC	7	1:43.676	9	6.995	1.091	10	128.20
15	44	Justus Weinke (GER) Krämer Motorcycles	HKR EVO2 R SALZGITTER	F-ESC	8	1:44.076	10	7.395	0.400	11	127.71
16	5	Johann Karl (GER) FREILUSSING	KTM-JK01 FREILUSSING	F-ESC	9	1:44.492	3	7.811	0.416	3	127.20
17	14	Samuel Saudubray (FRA) TVX	450 TVX	F-ESC	10	1:46.170	7	9.489	1.678	8	125.19
18	8	Bruno Collin (FRA) Trajectorie Jeune Pilote	450 RS TVX POMPEY	F-ESC	11	1:46.203	3	9.522	0.033	8	125.15
19	37	Lutz Pfeifer (GER) ELSFLETH	Yamaha 450 ELSFLETH	F-ESC	12	1:46.327	11	9.646	0.124	11	125.00
20	7	Emile Litjens (NED) KTM Duke Battle	KTM 690 Duke Hegolsom	K-DB	7	1:47.813	8	11.132	1.486	11	123.28
21	74	Jeroen Vijfeijke (NED) KTM Duke Battle	KTM 690 Duke HELMOND	K-DB	8	1:47.832	11	11.151	0.019	11	123.26
22	23	Dustin Gerken (GER) ADAC Berlin/Brandenburg Team	HKR EVO2 BERLIN	F-ESC	13	1:49.392	4	12.711	1.560	6	121.50
23	11	Jordy Wolters (NED) Yamaha HRT 740	Yamaha HRT 740	F-ESC	14	1:51.275	6	14.594	1.883	8	119.44
24	17	Dirk Kappeller (GER) Krämer Motorcycles	HKR EVO2 SAULHEIM	F-ESC	15	1:54.650	3	17.969	3.375	4	115.93
25	131	Olivier Collet (FRA) AMIENS	KTM 690 Duke R AMIENS	F-ESC	16	1:56.476	7	19.795	1.826	10	114.11

Schnellste Runde : 1:36.681 in Runde 12 durch nr. 58: Lukas Wimmer (HKR EVO2 R)

Aushangzeit

Ergebnisse und Rundenzeiten : [www.raceresults.at](http://www.raceresults.at)

Zeitnahme durch : SDO SportTiming

Rennleiter	Steward	Zeitmessung	<b>DMSB</b>
Wilfried Kasper	Christian T. Schneider, Stefan Beck	Bernd Jung	
Seite 1 von 1			

## SUPERBIKE-IDM V8-Hockenheimring Finale

MotorEvents GmbH

S-09-16, EMN 10-316, IMN 191-80

IDM Supermono - Freies Training 14

23 - 25 September 2016  
Hockenheim Motorrad - 3692 mtr.

### FIM Europe Supermono Cup


Pl.	Nr.	Name / Bewerber	Motorrad / CITY	Schnellste	In	Diff.	Diff	Rnd	Km/h
1	58	Lukas Wimmer (AUT) Krämer Motorcycles	HKR EVO2 R PISCHELSDORF	1:36.681	12			12	137.47
2	89	David Legalle (FRA) J2L BMW	J2L BMW/Pami DUCEY	1:37.722	3	1.041	1.041	5	136.01
3	34	Ezequiel Iturrioz (GER) Krämer Motorcycles	HKR EVO2 R BURGKIRCHEN	1:37.758	12	1.077	0.036	12	135.96
4	G28	Arie Vos (NED) KTM Duke Battle	KTM 690 Duke OSS	1:37.807	4	1.126	0.049	12	135.89
5	21	Jerry Bunt, van de (NED) Team RaHa 61	Happeck Rotax 449 NIJKERKERVEEN	1:37.971	3	1.290	0.164	8	135.66
6	111	Mike Velthuijzen (NED) MVS Race engineering	TZM 250 MVS Yamaha NEDERHORST DEN BERG	1:40.572	7	3.891	2.601	10	132.16
7	2	Josef Frauenschuh (AUT) JF High-Tech-Tuning	KTM-JF-Supermono EGGELSBERG	1:41.518	8	4.837	0.946	10	130.92
8	18	Libor Kamenicky (CZE) HLM Racingteam	Mali Ahra 800 RUMBURG	1:43.676	9	6.995	2.158	10	128.20
9	44	Justus Weinke (GER) Krämer Motorcycles	HKR EVO2 R SALZGITTER	1:44.076	10	7.395	0.400	11	127.71
10	5	Johann Karl (GER)	KTM-JK01 FREILUSSING	1:44.492	3	7.811	0.416	3	127.20
11	G14	Samuel Saudubray (FRA) TVX	450 TVX	1:46.170	7	9.489	1.678	8	125.19
12	8	Bruno Collin (FRA) Trajectorie Jeune Pilote	450 RS TVX POMPEY	1:46.203	3	9.522	0.033	8	125.15
13	G37	Lutz Pfeifer (GER)	Yamaha 450 ELSFLETH	1:46.327	11	9.646	0.124	11	125.00
14	23	Dustin Gerken (GER) ADAC Berlin/Brandenburg Team	HKR EVO2 BERLIN	1:49.392	4	12.711	3.065	6	121.50
15	11	Jordy Wolters (NED)	Yamaha HRT 740	1:51.275	6	14.594	1.883	8	119.44
16	17	Dirk Kappeller (GER) Krämer Motorcycles	HKR EVO2 SAULHEIM	1:54.650	3	17.969	3.375	4	115.93
17	131	Olivier Collet (FRA)	KTM 690 Duke R AMIENS	1:56.476	7	19.795	1.826	10	114.11

Schnellste Runde : 1:36.681 in Runde 12 durch nr. 58 : Lukas Wimmer (HKR EVO2 R)

Aushangzeit

Ergebnisse und Rundenzeiten : [www.raceresults.at](http://www.raceresults.at)

Zeitnahme durch : SDO SportTiming

Rennleiter	Steward	Zeitmessung	
Wilfried Kasper	Stefan Beck	Bernd Jung	
Seite 1 von 2			

SUPERBIKE-IDM V8-Hockenheimring Finale

MotorEvents GmbH

S-09-16, EMN 10-316, IMN 191-80

IDM Supermono - Freies Training 14

23 - 25 September 2016  
Hockenheim Motorrad - 3692 mtr.

**KTM Duke Battle**

Pl.	Nr.	Name / Bewerber	Motorrad / CITY	Schnellste	In	Diff.	Diff	Rnd	Km/h
1	9	Robert Schotman (NED) KTM Duke Battle	KTM 690 Duke DORDRECHT	1:40.939	12			12	131.68
2	118	Ryan van de Lagemaat (NED) KTM Duke Battle	KTM 690 Duke CULEMBORG	1:41.005	12	0.066	0.066	12	131.59
3	84	Bram Lambrechts (BEL) KTM Duke Battle	KTM 690 Duke SC HELDEWINDEKE	1:42.137	12	1.198	1.132	12	130.13
4	35	Allard Kerkhoven (NED) KTM Duke Battle	KTM 690 Duke ALPHEN GLD	1:42.278	7	1.339	0.141	12	129.95
5	124	Djim Ulrich (NED) KTM Duke Battle	KTM 690 Duke SLIEDRECHT	1:42.585	7	1.646	0.307	11	129.56
6	7	Emile Litjens (NED) KTM Duke Battle	KTM 690 Duke Hegolsom	1:47.813	8	6.874	5.228	11	123.28
7	74	Jeroen Vijfeijke (NED) KTM Duke Battle	KTM 690 Duke HELMOND	1:47.832	11	6.893	0.019	11	123.26

Schnellste Runde : 1:36.681 in Runde 12 durch nr. 58 : Lukas Wimmer (HKR EVO2 R)

Aushangzeit

Ergebnisse und Rundenzeiten : [www.raceresults.at](http://www.raceresults.at)

Zeitnahme durch : SDO SportTiming

Rennleiter	Steward	Zeitmessung	<b>DMSB</b>
Wilfried Kasper	Stefan Beck	Bernd Jung	
Seite 2 von 2			



## SUPERBIKE-IDM V8-Hockenheimring Finale

MotorEvents GmbH

S-09-16, EMN 10-316, IMN 191-80

IDM Supermono - Freies Training 14

23 - 25 September 2016  
Hockenheim Motorrad - 3692 mtr.

### FIM Europe Supermono Cup


Pl.	Nr.	Name / Bewerber	Motorrad / CITY	Schnellste	In	Diff.	Diff	Rnd	Km/h
1	58	Lukas Wimmer (AUT) Krämer Motorcycles	HKR EVO2 R PISCHELSDORF	1:36.681	12			12	137.47
2	89	David Legalle (FRA) J2L BMW	J2L BMW/Pami DUCEY	1:37.722	3	1.041	1.041	5	136.01
3	34	Ezequiel Iturrioz (GER) Krämer Motorcycles	HKR EVO2 R BURGKIRCHEN	1:37.758	12	1.077	0.036	12	135.96
4	G28	Arie Vos (NED) KTM Duke Battle	KTM 690 Duke OSS	1:37.807	4	1.126	0.049	12	135.89
5	21	Jerry Bunt, van de (NED) Team RaHa 61	Happeck Rotax 449 NIJKERKERVEEN	1:37.971	3	1.290	0.164	8	135.66
6	111	Mike Velthuijzen (NED) MVS Race engineering	TZM 250 MVS Yamaha NEDERHORST DEN BERG	1:40.572	7	3.891	2.601	10	132.16
7	2	Josef Frauenschuh (AUT) JF High-Tech-Tuning	KTM-JF-Supermono EGGELSBERG	1:41.518	8	4.837	0.946	10	130.92
8	18	Libor Kamenicky (CZE) HLM Racingteam	Mali Ahra 800 RUMBURG	1:43.676	9	6.995	2.158	10	128.20
9	44	Justus Weinke (GER) Krämer Motorcycles	HKR EVO2 R SALZGITTER	1:44.076	10	7.395	0.400	11	127.71
10	5	Johann Karl (GER)	KTM-JK01 FREILUSSING	1:44.492	3	7.811	0.416	3	127.20
11	G14	Samuel Saudubray (FRA) TVX	450 TVX	1:46.170	7	9.489	1.678	8	125.19
12	8	Bruno Collin (FRA) Trajectorie Jeune Pilote	450 RS TVX POMPEY	1:46.203	3	9.522	0.033	8	125.15
13	G37	Lutz Pfeifer (GER)	Yamaha 450 ELSFLETH	1:46.327	11	9.646	0.124	11	125.00
14	23	Dustin Gerken (GER) ADAC Berlin/Brandenburg Team	HKR EVO2 BERLIN	1:49.392	4	12.711	3.065	6	121.50
15	11	Jordy Wolters (NED)	Yamaha HRT 740	1:51.275	6	14.594	1.883	8	119.44
16	17	Dirk Kappeller (GER) Krämer Motorcycles	HKR EVO2 SAULHEIM	1:54.650	3	17.969	3.375	4	115.93
17	131	Olivier Collet (FRA)	KTM 690 Duke R AMIENS	1:56.476	7	19.795	1.826	10	114.11

Schnellste Runde : 1:36.681 in Runde 12 durch nr. 58 : Lukas Wimmer (HKR EVO2 R)

Aushangzeit

Ergebnisse und Rundenzeiten : [www.raceresults.at](http://www.raceresults.at)

Zeitnahme durch : SDO SportTiming

Rennleiter	Steward	Zeitmessung	
Wilfried Kasper	Stefan Beck	Bernd Jung	
Seite 1 von 2			

SUPERBIKE-IDM V8-Hockenheimring Finale

MotorEvents GmbH

S-09-16, EMN 10-316, IMN 191-80

IDM Supermono - Freies Training 14

23 - 25 September 2016  
Hockenheim Motorrad - 3692 mtr.

**KTM Duke Battle**


Pl.	Nr.	Name / Bewerber	Motorrad / CITY	Schnellste	In	Diff.	Diff	Rnd	Km/h
1	9	Robert Schotman (NED) KTM Duke Battle	KTM 690 Duke DORDRECHT	1:40.939	12			12	131.68
2	118	Ryan van de Lagemaat (NED) KTM Duke Battle	KTM 690 Duke CULEMBORG	1:41.005	12	0.066	0.066	12	131.59
3	84	Bram Lambrechts (BEL) KTM Duke Battle	KTM 690 Duke SC HELDEWINDEKE	1:42.137	12	1.198	1.132	12	130.13
4	35	Allard Kerkhoven (NED) KTM Duke Battle	KTM 690 Duke ALPHEN GLD	1:42.278	7	1.339	0.141	12	129.95
5	124	Djim Ulrich (NED) KTM Duke Battle	KTM 690 Duke SLIEDRECHT	1:42.585	7	1.646	0.307	11	129.56
6	7	Emile Litjens (NED) KTM Duke Battle	KTM 690 Duke Hegolsom	1:47.813	8	6.874	5.228	11	123.28
7	74	Jeroen Vijfeijke (NED) KTM Duke Battle	KTM 690 Duke HELMOND	1:47.832	11	6.893	0.019	11	123.26

Schnellste Runde : 1:36.681 in Runde 12 durch nr. 58 : Lukas Wimmer (HKR EVO2 R)

Aushangzeit

Ergebnisse und Rundenzeiten : [www.raceresults.at](http://www.raceresults.at)

Zeitnahme durch : SDO SportTiming

Rennleiter	Steward	Zeitmessung	
Wilfried Kasper	Stefan Beck	Bernd Jung	
Seite 2 von 2			

**SUPERBIKE-IDM V8-Hockenheimring Finale**

MotorEvents GmbH

S-09-16, EMN 10-316, IMN 191-80

IDM Supermono - Freies Training 14

23 - 25 September 2016

Rundezeiten

Hockenheim Motorrad - 3692 mtr.

Nr.	Name	Rnd	Runde	Lap ..1	Lap ..2	Lap ..3	Lap ..4	Lap ..5	Lap ..6	Lap ..7	Lap ..8	Lap ..9	Lap ..0
58	Lukas Wimmer	12	1 - 10	1:42.410	1:39.060	1:37.515	1:37.808	1:37.184	1:37.445	1:43.332	3:05.578	1:39.221	1:36.815
			11 - 20	1:39.107	1:36.681								
89	David Legalle	5	1 - 10	1:46.384	1:41.445	1:37.722	1:37.949	1:47.677					
34	Ezequiel Iturrioz	12	1 - 10	1:45.523	1:39.883	1:38.736	1:39.290	1:38.463	1:40.032	1:38.164	1:43.605	1:52.695	1:38.202
			11 - 20	1:38.736	1:37.758								
28	Arie Vos	12	1 - 10	1:45.249	1:42.769	1:38.548	1:37.807	1:38.003	1:39.120	1:39.526	1:41.415	1:54.761	1:38.068
			11 - 20	1:38.039	1:38.528								
21	Jerry Bunt, van de	8	1 - 10	1:42.705	1:42.149	1:37.971	1:39.253	1:37.995	1:47.726	2:47.700	1:58.752		
111	Mike Velthuisen	10	1 - 10	1:59.750	1:41.967	1:41.633	1:41.363	1:47.145	3:12.088	1:40.572	1:45.153	2:02.489	2:49.424
9	Robert Schotman	12	1 - 10	1:48.724	1:43.205	1:41.626	1:46.769	1:41.459	1:41.521	1:41.622	1:51.237	1:43.516	1:44.618
			11 - 20	1:41.002	1:40.939								
118	Ryan van de Lagemaat	12	1 - 10	1:46.603	1:43.668	1:42.755	1:48.896	1:42.345	1:41.662	1:41.749	1:49.597	1:45.470	1:42.371
			11 - 20	1:42.889	1:41.005								
2	Josef Frauenschuh	10	1 - 10	1:46.701	1:42.324	1:41.986	1:41.621	1:42.592	1:42.013	1:42.184	1:41.518	1:42.976	1:51.829
96	Tycho Wedman	12	1 - 10	1:43.552	1:42.865	1:42.925	1:42.577	1:43.001	1:43.408	1:42.481	1:42.260	1:48.503	1:49.467
			11 - 20	1:45.040	1:42.025								
84	Bram Lambrechts	12	1 - 10	1:50.485	1:43.573	1:43.234	1:41.583	1:48.445	1:42.510	1:42.650	1:48.799	1:51.900	1:44.632
			11 - 20	1:47.794	1:42.137								
35	Allard Kerkhoven	12	1 - 10	1:46.271	1:44.414	1:43.267	1:44.366	1:43.076	1:42.713	1:42.278	1:43.307	1:59.693	1:46.027
			11 - 20	1:43.739	1:42.914								
124	Djim Ulrich	11	1 - 10	1:46.227	1:43.641	1:48.321	1:42.900	1:45.472	1:43.999	1:42.585	1:43.677	1:54.320	2:53.947
			11 - 20	1:42.714									
18	Libor Kamenicky	10	1 - 10	1:54.664	1:47.055	1:44.900	1:51.663	3:14.006	1:44.911	1:51.760	3:13.876	1:43.676	1:43.778
44	Justus Weinke	11	1 - 10	1:47.333	1:47.967	1:45.870	1:46.045	1:45.915	1:45.841	1:45.736	1:46.002	1:47.138	1:44.076
			11 - 20	1:50.211									
5	Johann Karl	3	1 - 10	1:47.304	3:32.845	1:44.492							
14	Samuel Saudubray	8	1 - 10	1:51.184	1:49.272	1:47.965	1:49.140	1:47.360	1:47.159	1:46.170	2:38.200		
8	Bruno Collin	8	1 - 10	1:56.440	1:49.131	1:46.203	1:46.243	1:46.726	1:46.579	1:46.306	1:59.842		
37	Lutz Pfeifer	11	1 - 10	1:59.068	1:51.097	1:48.536	1:48.841	1:48.695	1:47.443	1:46.955	1:46.994	1:52.184	1:49.043
			11 - 20	1:46.327									
7	Emile Litjens	11	1 - 10	1:49.722	1:48.271	1:49.873	1:49.771	1:50.824	1:56.807	1:48.808	1:47.813	1:51.589	1:49.385
			11 - 20	1:48.081									
74	Jeroen Vijfeijke	11	1 - 10	1:53.576	1:50.503	1:50.293	1:49.071	1:49.343	1:49.835	1:49.467	1:49.226	1:48.400	1:48.197
			11 - 20	1:47.832									
23	Dustin Gerken	6	1 - 10	1:54.027	1:51.386	1:50.849	1:49.392	1:52.615	1:58.190				
11	Jordy Wolters	8	1 - 10	1:57.289	1:52.961	1:51.712	1:54.726	1:51.452	1:51.275	2:02.375	2:06.336		

## SUPERBIKE-IDM V8-Hockenheimring Finale

MotorEvents GmbH

S-09-16, EMN 10-316, IMN 191-80

IDM Supermono - Freies Training 14

23 - 25 September 2016

Rundezeiten

Hockenheim Motorrad - 3692 mtr.

Nr.	Name	Rnd	Runde	Lap ..1	Lap ..2	Lap ..3	Lap ..4	Lap ..5	Lap ..6	Lap ..7	Lap ..8	Lap ..9	Lap ..0
17	Dirk Kappeller	4	1 - 10	2:01.932	1:55.537	1:54.650	2:03.104						
131	Olivier Collet	10	1 - 10	2:22.259	2:04.273	2:13.106	2:02.700	2:00.514	2:01.416	1:56.476	1:59.447	2:12.661	2:15.758

**SUPERBIKE-IDM V8-Hockenheimring Finale**

MotorEvents GmbH

S-09-16, EMN 10-316, IMN 191-80

IDM Supermono - Freies Training 14

23 - 25 September 2016

Rundezeiten

Hockenheim Motorrad - 3692 mtr.

Nr.	Name	Rnd	Runde	Lap ..1	Lap ..2	Lap ..3	Lap ..4	Lap ..5	Lap ..6	Lap ..7	Lap ..8	Lap ..9	Lap ..0
58	Lukas Wimmer	12	1 - 10	1:42.410	1:39.060	1:37.515	1:37.808	1:37.184	1:37.445	1:43.332	3:05.578	1:39.221	1:36.815
			11 - 20	1:39.107	1:36.681								
89	David Legalle	5	1 - 10	1:46.384	1:41.445	1:37.722	1:37.949	1:47.677					
34	Ezequiel Iturrioz	12	1 - 10	1:45.523	1:39.883	1:38.736	1:39.290	1:38.463	1:40.032	1:38.164	1:43.605	1:52.695	1:38.202
			11 - 20	1:38.736	1:37.758								
28	Arie Vos	12	1 - 10	1:45.249	1:42.769	1:38.548	1:37.807	1:38.003	1:39.120	1:39.526	1:41.415	1:54.761	1:38.068
			11 - 20	1:38.039	1:38.528								
21	Jerry Bunt, van de	8	1 - 10	1:42.705	1:42.149	1:37.971	1:39.253	1:37.995	1:47.726	2:47.700	1:58.752		
111	Mike Velthuisen	10	1 - 10	1:59.750	1:41.967	1:41.633	1:41.363	1:47.145	3:12.088	1:40.572	1:45.153	2:02.489	2:49.424
9	Robert Schotman	12	1 - 10	1:48.724	1:43.205	1:41.626	1:46.769	1:41.459	1:41.521	1:41.622	1:51.237	1:43.516	1:44.618
			11 - 20	1:41.002	1:40.939								
118	Ryan van de Lagemaat	12	1 - 10	1:46.603	1:43.668	1:42.755	1:48.896	1:42.345	1:41.662	1:41.749	1:49.597	1:45.470	1:42.371
			11 - 20	1:42.889	1:41.005								
2	Josef Frauenschuh	10	1 - 10	1:46.701	1:42.324	1:41.986	1:41.621	1:42.592	1:42.013	1:42.184	1:41.518	1:42.976	1:51.829
96	Tycho Wedman	12	1 - 10	1:43.552	1:42.865	1:42.925	1:42.577	1:43.001	1:43.408	1:42.481	1:42.260	1:48.503	1:49.467
			11 - 20	1:45.040	1:42.025								
84	Bram Lambrechts	12	1 - 10	1:50.485	1:43.573	1:43.234	1:41.583	1:48.445	1:42.510	1:42.650	1:48.799	1:51.900	1:44.632
			11 - 20	1:47.794	1:42.137								
35	Allard Kerkhoven	12	1 - 10	1:46.271	1:44.414	1:43.267	1:44.366	1:43.076	1:42.713	1:42.278	1:43.307	1:59.693	1:46.027
			11 - 20	1:43.739	1:42.914								
124	Djim Ulrich	11	1 - 10	1:46.227	1:43.641	1:48.321	1:42.900	1:45.472	1:43.999	1:42.585	1:43.677	1:54.320	2:53.947
			11 - 20	1:42.714									
18	Libor Kamenicky	10	1 - 10	1:54.664	1:47.055	1:44.900	1:51.663	3:14.006	1:44.911	1:51.760	3:13.876	1:43.676	1:43.778
44	Justus Weinke	11	1 - 10	1:47.333	1:47.967	1:45.870	1:46.045	1:45.915	1:45.841	1:45.736	1:46.002	1:47.138	1:44.076
			11 - 20	1:50.211									
5	Johann Karl	3	1 - 10	1:47.304	3:32.845	1:44.492							
14	Samuel Saudubray	8	1 - 10	1:51.184	1:49.272	1:47.965	1:49.140	1:47.360	1:47.159	1:46.170	2:38.200		
8	Bruno Collin	8	1 - 10	1:56.440	1:49.131	1:46.203	1:46.243	1:46.726	1:46.579	1:46.306	1:59.842		
37	Lutz Pfeifer	11	1 - 10	1:59.068	1:51.097	1:48.536	1:48.841	1:48.695	1:47.443	1:46.955	1:46.994	1:52.184	1:49.043
			11 - 20	1:46.327									
7	Emile Litjens	11	1 - 10	1:49.722	1:48.271	1:49.873	1:49.771	1:50.824	1:56.807	1:48.808	1:47.813	1:51.589	1:49.385
			11 - 20	1:48.081									
74	Jeroen Vijfeijke	11	1 - 10	1:53.576	1:50.503	1:50.293	1:49.071	1:49.343	1:49.835	1:49.467	1:49.226	1:48.400	1:48.197
			11 - 20	1:47.832									
23	Dustin Gerken	6	1 - 10	1:54.027	1:51.386	1:50.849	1:49.392	1:52.615	1:58.190				
11	Jordy Wolters	8	1 - 10	1:57.289	1:52.961	1:51.712	1:54.726	1:51.452	1:51.275	2:02.375	2:06.336		

## SUPERBIKE-IDM V8-Hockenheimring Finale

MotorEvents GmbH

S-09-16, EMN 10-316, IMN 191-80

IDM Supermono - Freies Training 14

23 - 25 September 2016

Rundezeiten

Hockenheim Motorrad - 3692 mtr.

Nr.	Name	Rnd	Runde	Lap ..1	Lap ..2	Lap ..3	Lap ..4	Lap ..5	Lap ..6	Lap ..7	Lap ..8	Lap ..9	Lap ..0
17	Dirk Kappeller	4	1 - 10	2:01.932	1:55.537	1:54.650	2:03.104						
131	Olivier Collet	10	1 - 10	2:22.259	2:04.273	2:13.106	2:02.700	2:00.514	2:01.416	1:56.476	1:59.447	2:12.661	2:15.758

## SUPERBIKE-IDM V8-Hockenheimring Finale

MotorEvents GmbH

S-09-16, EMN 10-316, IMN 191-80

IDM Supermono - Freies Training 14

23 - 25 September 2016

Hockenheim Motorrad - 3692 mtr.

Pl.	Nr.	Name / Team Name	Sector 1			Sector 2			Sector 3			Theoretischer Bestest	Bestzeit	In
			Zeit	.	pl.	Zeit	.	pl.	Zeit	.	pl.			
1	58	Lukas Wimmer (AUT)	25.019	4	1	34.956	7	1	36.310	12	1	1:36.285	1:36.681	12
2	89	David Legalle (FRA)	25.333	4	4	35.659	4	3	36.318	3	2	1:37.310	1:37.722	3
3	34	Ezequiel I turrioz (GER)	25.327	11	3	35.435	5	2	36.469	12	4	1:37.231	1:37.758	12
4	28	Arie Vos (NED)	25.407	11	5	35.773	4	5	36.426	5	3	1:37.606	1:37.807	4
5	21	Jerry Bunt, van de (NED)	25.184	5	2	35.762	5	4	36.655	3	5	1:37.601	1:37.971	3
6	111	Mike Velthuijzen (NED)	26.061	5	6	36.248	5	6	37.850	7	9	1:40.159	1:40.572	7
7	9	Robert Schotman (NED)	26.286	11	9	36.690	11	8	37.720	12	8	1:40.696	1:40.939	12
8	118	Ryan van de Lagemaat (NED)	26.178	10	8	36.861	10	9	37.695	12	7	1:40.734	1:41.005	12
9	2	JosefFrauensschuh (AUT)	26.121	8	7	36.359	7	7	38.332	3	11	1:40.812	1:41.518	8
10	96	Tycho Wedman (NED)	26.573	8	12	37.122	3	11	38.155	12	10	1:41.850	1:42.025	12
11	84	Bram Lambrechts (BEL)	26.500	12	10	37.226	6	13	37.558	4	6	1:41.284	1:42.137	12
12	35	Allard Kerkhoven (NED)	26.623	8	13	36.986	7	10	38.351	7	13	1:41.960	1:42.278	7
13	124	Djim Ulrich (NED)	26.559	3	11	37.224	7	12	38.349	4	12	1:42.132	1:42.585	7
14	18	Libor Kamenicky (CZE)	26.934	9	14	37.393	10	15	38.994	9	14	1:43.321	1:43.676	9
15	44	Justus Weinke (GER)	27.275	10	15	37.275	10	14	39.526	10	16	1:44.076	1:44.076	10
16	5	Johann Karl (GER)											1:44.492	3
17	14	Samuel Saudubray (FRA)	27.956	3	17	38.147	7	16	39.674	7	17	1:45.777	1:46.170	7
18	8	Bruno Collin (FRA)	27.997	4	18	38.252	5	17	39.500	3	15	1:45.749	1:46.203	3
19	37	Lutz Pfeifer (GER)	27.679	10	16	38.668	8	18	39.704	11	18	1:46.051	1:46.327	11
20	7	Emile Litjens (NED)	28.029	11	19	39.164	8	21	40.342	8	19	1:47.535	1:47.813	8
21	74	Jeroen Vijfeijke (NED)	28.097	11	20	38.776	7	19	40.892	11	21	1:47.765	1:47.832	11
22	23	Dustin Gerken (GER)	28.902	4	22	39.710	4	22	40.780	4	20	1:49.392	1:49.392	4
23	11	Jordy Wolters (NED)	28.879	6	21	38.908	6	20	42.315	4	22	1:50.102	1:51.275	6
24	17	Dirk Kappeller (GER)	30.182	2	24	40.819	3	23	43.523	3	24	1:54.524	1:54.650	3
25	131	Olivier Collet (FRA)	29.683	9	23	41.301	7	24	43.165	6	23	1:54.149	1:56.476	7

## SUPERBIKE-IDM V8-Hockenheimring Finale

MotorEvents GmbH

S-09-16, EMN 10-316, IMN 191-80

IDM Supermono - Freies Training 14

23 - 25 September 2016

Hockenheim Motorrad - 3692 mtr.

Pl.	Nr.	Name / Team Name	Sector 1			Sector 2			Sector 3			Theoretischer Bestest	Bestzeit	In
			Zeit	.	pl.	Zeit	.	pl.	Zeit	.	pl.			
1	58	Lukas Wimmer (AUT)	25.019	4	1	34.956	7	1	36.310	12	1	1:36.285	1:36.681	12
2	89	David Legalle (FRA)	25.333	4	4	35.659	4	3	36.318	3	2	1:37.310	1:37.722	3
3	34	Ezequiel I turrioz (GER)	25.327	11	3	35.435	5	2	36.469	12	4	1:37.231	1:37.758	12
4	28	Arie Vos (NED)	25.407	11	5	35.773	4	5	36.426	5	3	1:37.606	1:37.807	4
5	21	Jerry Bunt, van de (NED)	25.184	5	2	35.762	5	4	36.655	3	5	1:37.601	1:37.971	3
6	111	Mike Velthuijzen (NED)	26.061	5	6	36.248	5	6	37.850	7	9	1:40.159	1:40.572	7
7	9	Robert Schotman (NED)	26.286	11	9	36.690	11	8	37.720	12	8	1:40.696	1:40.939	12
8	118	Ryan van de Lagemaat (NED)	26.178	10	8	36.861	10	9	37.695	12	7	1:40.734	1:41.005	12
9	2	JosefFrauensschuh (AUT)	26.121	8	7	36.359	7	7	38.332	3	11	1:40.812	1:41.518	8
10	96	Tycho Wedman (NED)	26.573	8	12	37.122	3	11	38.155	12	10	1:41.850	1:42.025	12
11	84	Bram Lambrechts (BEL)	26.500	12	10	37.226	6	13	37.558	4	6	1:41.284	1:42.137	12
12	35	Allard Kerkhoven (NED)	26.623	8	13	36.986	7	10	38.351	7	13	1:41.960	1:42.278	7
13	124	Djim Ulrich (NED)	26.559	3	11	37.224	7	12	38.349	4	12	1:42.132	1:42.585	7
14	18	Libor Kamenicky (CZE)	26.934	9	14	37.393	10	15	38.994	9	14	1:43.321	1:43.676	9
15	44	Justus Weinke (GER)	27.275	10	15	37.275	10	14	39.526	10	16	1:44.076	1:44.076	10
16	5	Johann Karl (GER)											1:44.492	3
17	14	Samuel Saudubray (FRA)	27.956	3	17	38.147	7	16	39.674	7	17	1:45.777	1:46.170	7
18	8	Bruno Collin (FRA)	27.997	4	18	38.252	5	17	39.500	3	15	1:45.749	1:46.203	3
19	37	Lutz Pfeifer (GER)	27.679	10	16	38.668	8	18	39.704	11	18	1:46.051	1:46.327	11
20	7	Emile Litjens (NED)	28.029	11	19	39.164	8	21	40.342	8	19	1:47.535	1:47.813	8
21	74	Jeroen Vijfeijke (NED)	28.097	11	20	38.776	7	19	40.892	11	21	1:47.765	1:47.832	11
22	23	Dustin Gerken (GER)	28.902	4	22	39.710	4	22	40.780	4	20	1:49.392	1:49.392	4
23	11	Jordy Wolters (NED)	28.879	6	21	38.908	6	20	42.315	4	22	1:50.102	1:51.275	6
24	17	Dirk Kappeller (GER)	30.182	2	24	40.819	3	23	43.523	3	24	1:54.524	1:54.650	3
25	131	Olivier Collet (FRA)	29.683	9	23	41.301	7	24	43.165	6	23	1:54.149	1:56.476	7



**SUPERBIKE-IDM V8-Hockenheimring Finale**

MotorEvents GmbH

S-09-16, EMN 10-316, IMN 191-80

IDM Supermono - Freies Training 14

23 - 25 September 2016

Runden und Sektoren Zeiten

Hockenheim Motorrad - 3692 mtr.

2 Josef Frauenschuh (AUT)									KTM-JF-Supermono										
lap	Sect-1	Speed	Sect-2	Speed	Sect-3	Speed	TopSpeed	laptime	pit	lap	Sect-1	Speed	Sect-2	Speed	Sect-3	Speed	Topspeed	laptime	pit
1	Out	130.3	39.650	<u>184.6</u>	41.572	194.6		1:46.701		6	26.794	137.8	36.515	182.4	38.704	186.5		1:42.013	
2	26.841	<u>144.6</u>	36.891	182.7	38.592	<u>197.4</u>		1:42.324		7	26.566	139.9	<u>36.359</u>	184.3	39.259	189.8		1:42.184	
3	26.593	134.7	37.061	183.4	<u>38.332</u>	193.5		1:41.986		8	<u>26.121</u>	133.8	36.740	183.1	38.657	191.2		<u>1:41.518</u>	
4	26.487	142.7	36.383	183.7	38.751	192.5		1:41.621		9	27.269	137.9	36.780	182.1	38.927	189.8		1:42.976	
5	26.678	134.5	37.140	184.0	38.774	192.9		1:42.592		10	26.577	136.0	36.938	180.0				1:51.829	

5 Johann Karl (GER)									KTM-JK01										
lap	Sect-1	Speed	Sect-2	Speed	Sect-3	Speed	TopSpeed	laptime	pit	lap	Sect-1	Speed	Sect-2	Speed	Sect-3	Speed	Topspeed	laptime	pit
1								1:47.304		3								1:44.492	
2								3:32.845		4									

7 Emile Litjens (NED)									KTM 690 Duke										
lap	Sect-1	Speed	Sect-2	Speed	Sect-3	Speed	TopSpeed	laptime	pit	lap	Sect-1	Speed	Sect-2	Speed	Sect-3	Speed	Topspeed	laptime	pit
1	Out	120.3	41.341	161.2	41.265	169.8		1:49.722		7	28.110	129.0	39.456	160.7	41.242	168.5		1:48.808	
2	28.316	<u>135.2</u>	39.544	<u>164.9</u>	40.411	<u>170.1</u>		1:48.271		8	28.307	129.7	<u>39.164</u>	163.4	<u>40.342</u>	169.8		<u>1:47.813</u>	
3	28.446	130.9	40.072	160.5	41.355	168.2		1:49.873		9	28.846	128.7	40.736	160.5	42.007	165.1		1:51.589	
4	28.563	123.7	39.908	161.7	41.300	167.7		1:49.771		10	29.016	129.8	39.446	159.8	40.923	167.4		1:49.385	
5	28.728	129.5	40.150	160.2	41.946	166.4		1:50.824		11	<u>28.029</u>	127.7	39.449	161.7	40.603	167.7		1:48.081	
6	35.309	126.3	40.401	162.2	41.097	168.2		1:56.807		12									

8 Bruno Collin (FRA)									450 RS TVX										
lap	Sect-1	Speed	Sect-2	Speed	Sect-3	Speed	TopSpeed	laptime	pit	lap	Sect-1	Speed	Sect-2	Speed	Sect-3	Speed	Topspeed	laptime	pit
1	Out	114.5	43.375	144.0	42.076	161.9		1:56.440		5	28.013	129.2	<u>38.252</u>	160.0	40.461	166.4		1:46.726	
2	29.511	120.4	39.149	154.9	40.471	167.7		1:49.131		6	28.245	124.4	38.669	159.1	39.665	167.7		1:46.579	
3	28.108	119.6	38.595	160.7	<u>39.500</u>	170.1		<u>1:46.203</u>		7	28.094	129.7	38.387	160.2	39.825	165.6		1:46.306	
4	<u>27.997</u>	121.9	38.514	<u>162.9</u>	39.732	<u>170.6</u>		1:46.243		8	28.041	<u>130.8</u>	40.497	154.3				1:59.842	

9 Robert Schotman (NED)									KTM 690 Duke										
lap	Sect-1	Speed	Sect-2	Speed	Sect-3	Speed	TopSpeed	laptime	pit	lap	Sect-1	Speed	Sect-2	Speed	Sect-3	Speed	Topspeed	laptime	pit
1	Out	126.3	42.082	165.4	39.737	177.0		1:48.724		7	26.646	143.6	36.951	168.8	38.025	175.9		1:41.622	
2	27.061	139.5	37.290	<u>171.7</u>	38.854	179.4		1:43.205		8	32.933	102.5	39.343	166.7	38.961	175.9		1:51.237	
3	26.356	142.1	37.144	170.1	38.126	180.9		1:41.626		9	27.602	137.8	38.077	166.9	37.837	175.0		1:43.516	
4	26.573	135.3	37.554	168.8	42.642	178.5		1:46.769		10	26.427	140.3	36.883	166.7	41.308	177.6		1:44.618	
5	26.319	144.6	36.850	171.4	38.290	<u>183.1</u>		1:41.459		11	<u>26.286</u>	142.3	<u>36.690</u>	168.5	38.026	176.5		1:41.002	
6	26.341	<u>144.8</u>	36.849	168.2	38.331	177.9		1:41.521		12	26.371	139.7	36.848	168.8	<u>37.720</u>	175.3		<u>1:40.939</u>	

11 Jordy Wolters (NED)									Yamaha HRT 740										
lap	Sect-1	Speed	Sect-2	Speed	Sect-3	Speed	TopSpeed	laptime	pit	lap	Sect-1	Speed	Sect-2	Speed	Sect-3	Speed	Topspeed	laptime	pit
1	Out	125.4	41.648	161.0	43.663	<u>172.2</u>		1:57.289		5	29.019	126.9	39.960	164.4	42.473	170.3		1:51.452	
2	29.219	130.6	40.013	163.6	43.729	170.6		1:52.961		6	<u>28.879</u>	131.7	<u>38.908</u>	<u>166.9</u>	43.488	170.9		<u>1:51.275</u>	
3	29.324	<u>136.5</u>	39.727	164.6	42.661	171.7		1:51.712		7	28.986	124.9	47.246	117.3	46.143	172.0		2:02.375	
4	29.146	129.5	43.265	164.1	<u>42.315</u>	171.4		1:54.726		8	28.959	127.7	39.351	165.1				2:06.336	

14 Samuel Saudubray (FRA)									450 TVX										
lap	Sect-1	Speed	Sect-2	Speed	Sect-3	Speed	TopSpeed	laptime	pit	lap	Sect-1	Speed	Sect-2	Speed	Sect-3	Speed	Topspeed	laptime	pit
1	Out	125.6	40.698	159.5	41.462	<u>171.7</u>		1:51.184		5	28.341	124.6	38.754	161.9	40.265	169.0		1:47.360	
2	29.279	122.7	39.395	<u>163.6</u>	40.598	171.4		1:49.272		6	28.074	<u>128.9</u>	38.540	162.4	40.545	169.8		1:47.159	
3	<u>27.956</u>	126.3	39.383	162.2	40.626	171.2		1:47.965		7	28.349	127.2	<u>38.147</u>	163.4	<u>39.674</u>	170.3		<u>1:46.170</u>	
4	28.172	115.5	39.692	163.1	41.276	165.9		1:49.140		8	40.938	83.7	57.615	109.4				2:38.200	

17 Dirk Kappeller (GER)									HKR EVO2										
lap	Sect-1	Speed	Sect-2	Speed	Sect-3	Speed	TopSpeed	laptime	pit	lap	Sect-1	Speed	Sect-2	Speed	Sect-3	Speed	Topspeed	laptime	pit
1	Out	116.6	44.584	152.8	45.305	150.6		2:01.932		3	30.308	<u>130.1</u>	<u>40.819</u>	<u>160.2</u>	<u>43.523</u>	<u>167.7</u>		<u>1:54.650</u>	
2	<u>30.182</u>	123.3	41.577	158.6	43.778	166.9		1:55.537		4	32.767	125.0	41.966	156.1				2:03.104	

18 Libor Kamenicky (CZE)									Mali Ahra 800										
lap	Sect-1	Speed	Sect-2	Speed	Sect-3	Speed	TopSpeed	laptime	pit	lap	Sect-1	Speed	Sect-2	Speed	Sect-3	Speed	Topspeed	laptime	pit
1	Out	126.6	41.695	166.2	42.849	173.9		1:54.664		6	27.216	135.0	38.038	168.0	39.657	175.6		1:44.911	
2	27.653	136.2	38.769	169.8	40.633	<u>180.6</u>		1:47.055		7	27.444	137.4	38.027	167.4				1:51.760	
3	27.192	136.7	37.887	171.2	39.821	180.0		1:44.900		8	Out	135.8	40.137	165.1	39.964	180.3		3:13.876	P
4	27.146	138.1	37.821	170.9				1:51.663		9	<u>26.934</u>	135.7	37.748	<u>171.4</u>	<u>38.994</u>	178.5		<u>1:43.676</u>	

# SUPERBIKE-IDM V8-Hockenheimring Finale

MotorEvents GmbH

S-09-16, EMN 10-316, IMN 191-80

IDM Supermono - Freies Training 14

23 - 25 September 2016

Runden und Sektoren Zeiten

Hockenheim Motorrad - 3692 mtr.

5	Out	130.3	38.081	170.9	40.471	175.0	3:14.006	P	10	27.076	139.7	37.393	170.3	39.309	180.3	1:43.778
---	-----	-------	--------	-------	--------	-------	----------	---	----	--------	-------	--------	-------	--------	-------	----------

21 Jerry Bunt, van de (NED)									Happeck Rotax 449										
lap	Sect-1	Speed	Sect-2	Speed	Sect-3	Speed	TopSpeed	laptime	pit	lap	Sect-1	Speed	Sect-2	Speed	Sect-3	Speed	Topspeed	laptime	pit
1	Out	130.9	38.456	173.1	37.676	184.3		1:42.705		5	25.184	141.9	35.762	179.1	37.049	186.9		1:37.995	
2	26.059	142.7	37.124	171.7	38.966	184.9		1:42.149		6	26.566	134.8	37.310	165.9				1:47.726	
3	25.361	137.9	35.955	175.9	36.655	186.5		1:37.971		7	Out	133.0	37.089	175.0	37.311	184.3		2:47.700	P
4	25.850	145.0	35.793	179.1	37.610	185.9		1:39.253		8	25.830	128.3	42.849	120.9				1:58.752	

23 Dustin Gerken (GER)									HKR EVO2										
lap	Sect-1	Speed	Sect-2	Speed	Sect-3	Speed	TopSpeed	laptime	pit	lap	Sect-1	Speed	Sect-2	Speed	Sect-3	Speed	Topspeed	laptime	pit
1	Out	109.6	42.050	161.9	41.918	175.9		1:54.027		4	28.902	121.2	39.710	164.6	40.780	172.8		1:49.392	
2	29.713	116.0	40.821	163.4	40.852	177.3		1:51.386		5	29.077	120.0	40.757	153.2	42.781	175.6		1:52.615	
3	29.244	119.1	40.377	166.9	41.228	177.3		1:50.849		6	29.214	126.3	40.367	159.3				1:58.190	

28 Arie Vos (NED)									KTM 690 Duke										
lap	Sect-1	Speed	Sect-2	Speed	Sect-3	Speed	TopSpeed	laptime	pit	lap	Sect-1	Speed	Sect-2	Speed	Sect-3	Speed	Topspeed	laptime	pit
1	Out	136.0	40.242	165.4	38.185	174.2		1:45.249		7	25.825	145.9	36.348	170.1	37.353	174.8		1:39.526	
2	27.621	130.6	37.986	167.7	37.162	175.0		1:42.769		8	25.618	147.3	35.884	168.8	39.913	171.7		1:41.415	
3	25.760	144.8	36.088	169.3	36.700	176.5		1:38.548		9	27.403	126.0	44.903	139.7	42.455	174.5		1:54.761	
4	25.548	145.9	35.773	169.8	36.486	177.9		1:37.807		10	25.658	144.2	35.900	169.5	36.510	177.9		1:38.068	
5	25.625	146.3	35.952	168.0	36.426	179.1		1:38.003		11	25.407	146.3	35.988	168.0	36.644	175.6		1:38.039	
6	25.889	148.8	36.118	170.6	37.113	173.1		1:39.120		12	26.158	146.3	35.918	169.5	36.452	177.3		1:38.528	

34 Ezequiel Iturrioz (GER)									HKR EVO2 R										
lap	Sect-1	Speed	Sect-2	Speed	Sect-3	Speed	TopSpeed	laptime	pit	lap	Sect-1	Speed	Sect-2	Speed	Sect-3	Speed	Topspeed	laptime	pit
1	Out	123.6	38.949	169.0	38.338	181.8		1:45.523		7	25.635	151.7	35.751	170.9	36.778	180.6		1:38.164	
2	26.666	145.4	36.138	170.3	37.079	180.6		1:39.883		8	25.791	151.0	36.464	169.5	41.350	181.2		1:43.605	
3	26.025	150.0	35.964	173.4	36.747	182.4		1:38.736		9	29.691	133.3	42.665	137.1	40.339	180.6		1:52.695	
4	25.691	149.0	35.967	173.9	37.632	181.8		1:39.290		10	25.514	148.6	35.944	172.2	36.744	182.1		1:38.202	
5	25.407	148.4	35.435	172.2	37.621	178.8		1:38.463		11	25.327	150.2	36.690	172.0	36.719	183.4		1:38.736	
6	26.023	149.4	36.110	171.4	37.899	180.6		1:40.032		12	25.490	148.1	35.799	168.5	36.469	182.4		1:37.758	

35 Allard Kerkhoven (NED)									KTM 690 Duke										
lap	Sect-1	Speed	Sect-2	Speed	Sect-3	Speed	TopSpeed	laptime	pit	lap	Sect-1	Speed	Sect-2	Speed	Sect-3	Speed	Topspeed	laptime	pit
1	Out	118.6	40.509	166.4	39.522	175.6		1:46.271		7	26.941	145.9	36.986	170.1	38.351	176.8		1:42.278	
2	27.457	140.1	38.122	166.9	38.835	174.5		1:44.414		8	26.623	144.0	37.374	166.9	39.310	174.8		1:43.307	
3	27.050	143.0	37.714	167.2	38.503	174.2		1:43.267		9	37.659	107.6	40.600	163.4	41.434	163.4		1:59.693	
4	27.188	138.6	38.339	170.6	38.839	173.1		1:44.366		10	28.194	136.0	38.198	167.2	39.635	171.4		1:46.027	
5	26.965	143.8	37.592	167.4	38.519	174.2		1:43.076		11	27.040	142.7	37.957	166.7	38.742	172.2		1:43.739	
6	26.824	141.9	37.510	166.4	38.379	172.8		1:42.713		12	26.874	141.4	37.635	165.1	38.405	172.8		1:42.914	

37 Lutz Pfeifer (GER)									Yamaha 450										
lap	Sect-1	Speed	Sect-2	Speed	Sect-3	Speed	TopSpeed	laptime	pit	lap	Sect-1	Speed	Sect-2	Speed	Sect-3	Speed	Topspeed	laptime	pit
1	Out	117.5	44.873	143.4	44.251	167.7		1:59.068		7	27.795	129.2	38.711	165.6	40.449	165.9		1:46.955	
2	29.213	120.8	40.314	161.9	41.570	171.7		1:51.097		8	27.734	131.7	38.668	166.2	40.592	170.6		1:46.994	
3	28.105	115.1	39.447	164.6	40.984	170.9		1:48.536		9	27.867	122.7	39.662	162.9	44.655	172.2		1:52.184	
4	28.533	121.5	39.220	163.4	41.088	169.3		1:48.841		10	27.679	120.4	39.964	165.1	41.400	166.2		1:49.043	
5	28.181	125.3	39.314	163.9	41.200	167.7		1:48.695		11	27.869	125.1	38.754	168.8	39.704	172.0		1:46.327	
6	27.771	124.9	38.815	164.6	40.857	167.4		1:47.443		12									

44 Justus Weinke (GER)									HKR EVO2 R										
lap	Sect-1	Speed	Sect-2	Speed	Sect-3	Speed	TopSpeed	laptime	pit	lap	Sect-1	Speed	Sect-2	Speed	Sect-3	Speed	Topspeed	laptime	pit
1	Out	123.4	39.477	160.5	40.775	176.2		1:47.333		7	28.058	132.8	37.657	167.7	40.021	178.2		1:45.736	
2	28.136	126.3	38.350	169.5	41.481	178.8		1:47.967		8	27.363	135.2	37.432	170.9	41.207	177.9		1:46.002	
3	27.843	129.0	37.935	169.3	40.092	177.3		1:45.870		9	28.488	127.2	38.302	167.7	40.348	178.2		1:47.138	
4	28.054	132.7	37.873	170.9	40.118	177.0		1:46.045		10	27.275	134.5	37.275	170.3	39.526	180.0		1:44.076	
5	28.096	135.0	37.945	169.5	39.874	175.6		1:45.915		11	27.924	133.2	37.868	169.8				1:50.211	
6	27.767	136.0	37.658	171.2	40.416	178.8		1:45.841		12									

58 Lukas Wimmer (AUT)									HKR EVO2 R										
lap	Sect-1	Speed	Sect-2	Speed	Sect-3	Speed	TopSpeed	laptime	pit	lap	Sect-1	Speed	Sect-2	Speed	Sect-3	Speed	Topspeed	laptime	pit
1	Out	128.6	37.581	173.1	39.889	183.4		1:42.410		7	25.051	150.4	34.956	177.3				1:43.332	

## SUPERBIKE-IDM V8-Hockenheimring Finale

MotorEvents GmbH

S-09-16, EMN 10-316, IMN 191-80

### IDM Supermono - Freies Training 14

23 - 25 September 2016

#### Runden und Sektoren Zeiten

Hockenheim Motorrad - 3692 mtr.

2	25.886	143.0	36.017	173.9	37.157	184.6	1:39.060	8	Out	133.3	36.949	177.0	37.599	185.2	3:05.578	P
3	25.430	143.8	35.372	175.6	36.713	185.6	1:37.515	9	26.298	147.1	35.794	173.6	37.129	184.3	1:39.221	
4	<u>25.019</u>	150.2	35.731	174.8	37.058	184.9	1:37.808	10	25.146	146.7	35.325	175.6	36.344	185.6	1:36.815	
5	25.053	<u>150.8</u>	35.059	177.3	37.072	179.1	1:37.184	11	26.565	144.0	35.481	177.9	37.061	<u>186.5</u>	1:39.107	
6	25.578	150.2	35.204	177.0	36.663	183.1	1:37.445	12	25.132	148.8	35.239	<u>178.2</u>	<u>36.310</u>	185.6	<u>1:36.681</u>	

74 Jeroen Vijfeijke (NED)									KTM 690 Duke											
lap	Sect-1	Speed	Sect-2	Speed	Sect-3	Speed	TopSpeed	laptime	pit	lap	Sect-1	Speed	Sect-2	Speed	Sect-3	Speed	Topspeed	laptime	pit	
1	Out	120.5	42.713	159.1	42.699	165.9		1:53.576		7	28.986	128.1	<u>38.776</u>	161.7	41.705	164.1			1:49.467	
2	28.600	133.0	39.613	161.4	42.290	166.7		1:50.503		8	28.831	134.5	39.047	161.0	41.348	166.2			1:49.226	
3	29.431	135.7	39.466	160.0	41.396	167.2		1:50.293		9	28.450	135.7	38.796	161.0	41.154	166.7			1:48.400	
4	28.549	132.7	39.101	161.0	41.421	<u>167.4</u>		1:49.071		10	28.399	<u>136.9</u>	38.846	161.9	40.952	167.2			1:48.197	
5	28.845	134.5	39.128	160.5	41.370	166.7		1:49.343		11	<u>28.097</u>	133.8	38.843	162.4	<u>40.892</u>	<u>167.4</u>			<u>1:47.832</u>	
6	29.037	127.7	39.410	161.0	41.388	165.1		1:49.835		12										

84 Bram Lambrechts (BEL)									KTM 690 Duke											
lap	Sect-1	Speed	Sect-2	Speed	Sect-3	Speed	TopSpeed	laptime	pit	lap	Sect-1	Speed	Sect-2	Speed	Sect-3	Speed	Topspeed	laptime	pit	
1	Out	110.3	41.818	165.4	40.163	171.2		1:50.485		7	26.958	140.8	37.345	165.1	38.347	172.5			1:42.650	
2	26.992	141.7	37.726	166.9	38.855	174.2		1:43.573		8	26.755	139.5	39.176	107.7	42.868	173.4			1:48.799	
3	27.100	142.9	37.935	<u>168.8</u>	38.199	177.0		1:43.234		9	26.995	139.4	37.592	166.4	47.313	169.3			1:51.900	
4	26.566	<u>144.6</u>	37.459	167.4	<u>37.558</u>	76.3		1:41.583	D	10	27.026	142.3	37.389	165.1	40.217	176.8			1:44.632	
5	32.439	142.3	37.314	165.6	38.692	<u>178.5</u>		1:48.445		11	26.729	139.0	38.026	163.1	43.039	174.2			1:47.794	
6	26.765	142.1	<u>37.226</u>	166.7	38.519	173.4		1:42.510		12	<u>26.500</u>	141.0	37.349	167.2	38.288	173.4			<u>1:42.137</u>	

89 David Legalle (FRA)									J2L BMW/Pami											
lap	Sect-1	Speed	Sect-2	Speed	Sect-3	Speed	TopSpeed	laptime	pit	lap	Sect-1	Speed	Sect-2	Speed	Sect-3	Speed	Topspeed	laptime	pit	
1	Out	122.7	40.080	171.2	40.162	181.5		1:46.384		4	<u>25.333</u>	<u>145.6</u>	<u>35.659</u>	<u>177.6</u>	36.957	181.5			1:37.949	
2	26.800	139.9	37.367	176.5	37.278	185.6		1:41.445		5	25.706	133.8	38.369	169.3					1:47.677	
3	25.559	144.8	35.845	177.3	<u>36.318</u>	<u>187.5</u>		<u>1:37.722</u>		6										

96 Tycho Wedman (NED)									HKR EVO2 R											
lap	Sect-1	Speed	Sect-2	Speed	Sect-3	Speed	TopSpeed	laptime	pit	lap	Sect-1	Speed	Sect-2	Speed	Sect-3	Speed	Topspeed	laptime	pit	
1	Out	125.9	38.744	170.1	39.694	181.2		1:43.552		7	26.844	134.8	37.230	172.5	38.407	182.1			1:42.481	
2	26.877	140.8	37.413	171.7	38.575	<u>184.3</u>		1:42.865		8	<u>26.573</u>	140.8	37.480	171.4	38.207	183.7			1:42.260	
3	26.816	142.1	<u>37.122</u>	174.2	38.987	183.7		1:42.925		9	27.158	141.5	40.596	134.3	40.749	183.1			1:48.503	
4	26.732	142.1	37.405	173.1	38.440	183.7		1:42.577		10	26.877	135.7	42.960	148.6	39.630	182.4			1:49.467	
5	26.742	140.1	37.542	172.5	38.717	<u>184.3</u>		1:43.001		11	27.996	141.5	37.531	<u>174.8</u>	39.513	183.1			1:45.040	
6	27.073	134.7	37.548	170.3	38.787	182.1		1:43.408		12	26.650	<u>143.4</u>	37.220	174.2	<u>38.155</u>	<u>184.3</u>			<u>1:42.025</u>	

111 Mike Velthuiszen (NED)									TZM 250 MVS Yamaha											
lap	Sect-1	Speed	Sect-2	Speed	Sect-3	Speed	TopSpeed	laptime	pit	lap	Sect-1	Speed	Sect-2	Speed	Sect-3	Speed	Topspeed	laptime	pit	
1	Out	97.1	46.110	146.1	43.563	183.1		1:59.750		6	Out	105.3	40.076	171.7	38.693	184.0			3:12.088	P
2	26.648	132.5	37.034	175.9	38.285	<u>184.6</u>		1:41.967		7	26.397	135.3	36.325	<u>176.8</u>	<u>37.850</u>	184.0			<u>1:40.572</u>	
3	26.707	135.5	36.552	175.9	38.374	184.3		1:41.633		8	26.462	130.3	40.281	172.8	38.410	183.7			1:45.153	
4	26.469	135.2	36.963	173.4	37.931	183.7		1:41.363		9	26.214	126.3	45.769	138.8					2:02.489	
5	<u>26.061</u>	134.7	<u>36.248</u>	176.2				1:47.145		10	Out	126.6	39.093	173.4	38.713	183.1			2:49.424	P

118 Ryan van de Lagemaat (NED)									KTM 690 Duke											
lap	Sect-1	Speed	Sect-2	Speed	Sect-3	Speed	TopSpeed	laptime	pit	lap	Sect-1	Speed	Sect-2	Speed	Sect-3	Speed	Topspeed	laptime	pit	
1	Out	127.5	40.187	169.5	39.358	175.6		1:46.603		7	26.785	143.8	37.200	<u>175.3</u>	37.764	181.8			1:41.749	
2	27.477	134.0	37.646	174.5	38.545	181.5		1:43.668		8	26.466	142.7	41.099	125.0	42.032	168.8			1:49.597	
3	26.755	144.2	37.417	168.2	38.583	178.8		1:42.755		9	29.223	138.6	38.175	155.8	38.072	180.3			1:45.470	
4	29.668	121.9	38.133	174.8	41.095	172.0		1:48.896		10	<u>26.178</u>	144.0	<u>36.861</u>	170.6	39.332	176.5			1:42.371	
5	26.842	142.3	37.122	169.5	38.381	180.3		1:42.345		11	26.589	142.1	37.634	169.8	38.666	177.6			1:42.889	
6	26.316	<u>144.8</u>	37.042	174.2	38.304	182.7		1:41.662		12	26.425	143.6	36.885	174.5	<u>37.695</u>	<u>183.1</u>			<u>1:41.005</u>	

124 Djim Ulrich (NED)									KTM 690 Duke											
lap	Sect-1	Speed	Sect-2	Speed	Sect-3	Speed	TopSpeed	laptime	pit	lap	Sect-1	Speed	Sect-2	Speed	Sect-3	Speed	Topspeed	laptime	pit	
1	Out	128.0	40.316	168.0	39.490	167.4		1:46.227		7	27.010	142.7	<u>37.224</u>	167.7	38.351	173.9			<u>1:42.585</u>	
2	27.442	140.3	37.679	<u>169.5</u>	38.520	173.9		1:43.641		8	27.230	142.3	37.413	167.4	39.034	172.8			1:43.677	
3	<u>26.559</u>	143.2	40.594	127.8	41.168	<u>176.2</u>		1:48.321		9	27.875	141.5	38.897	141.0					1:54.320	
4	26.936	142.7	37.615	168.8	<u>38.349</u>	175.3		1:42.900		10	Out	142.7	38.116	163.6	38.439	171.7			2:53.947	P
5	27.102	<u>145.2</u>	37.503	149.6	40.867	160.7		1:45.472		11	26.910	141.9	37.417	167.4	38.387	175.6			1:42.714	
6	27.700	144.8	37.563	168.5	38.736	173.6		1:43.999		12										

## SUPERBIKE-IDM V8-Hockenheimring Finale

MotorEvents GmbH

S-09-16, EMN 10-316, IMN 191-80

IDM Supermono - Freies Training 14

23 - 25 September 2016

Runden und Sektoren Zeiten

Hockenheim Motorrad - 3692 mtr.

131 Olivier Collet (FRA)									KTM 690 Duke R										
lap	Sect-1	Speed	Sect-2	Speed	Sect-3	Speed	TopSpeed	laptime	pit	lap	Sect-1	Speed	Sect-2	Speed	Sect-3	Speed	TopSpeed	laptime	pit
1	Out	94.7	52.610	137.8	49.363	159.8		2:22.259		6	33.012	112.4	45.239	153.4	<u>43.165</u>	165.9		2:01.416	
2	31.902	113.7	44.934	152.5	47.437	159.8		2:04.273		7	31.008	<u>127.5</u>	<u>41.301</u>	<u>160.5</u>	44.167	165.9		<u>1:56.476</u>	
3	33.160	91.1	51.978	126.3	47.968	167.7		2:13.106		8	32.272	125.1	42.754	158.6	44.421	168.0		1:59.447	
4	31.861	114.2	45.669	133.2	45.170	<u>169.0</u>		2:02.700		9	<u>29.683</u>	123.7	59.287	145.9	43.691	165.9		2:12.661	
5	30.935	123.6	42.637	153.0	46.942	163.1		2:00.514		10	33.247	95.0	44.681	94.8	57.830	114.4		2:15.758	

## SUPERBIKE-IDM V8-Hockenheimring Finale

MotorEvents GmbH

S-09-16, EMN 10-316, IMN 191-80

IDM Supermono - Freies Training 14

23 - 25 September 2016

Runden und Sektoren Zeiten

Hockenheim Motorrad - 3692 mtr.

2 Josef Frauenschuh (AUT)									KTM-JF-Supermono											
lap	Sect-1	Speed	Sect-2	Speed	Sect-3	Speed	TopSpeed	laptime	pit	lap	Sect-1	Speed	Sect-2	Speed	Sect-3	Speed	Topspeed	laptime	pit	
1	Out	130.3	39.650	<u>184.6</u>	41.572	194.6		1:46.701		6	26.794	137.8	36.515	182.4	38.704	186.5			1:42.013	
2	26.841	<u>144.6</u>	36.891	182.7	38.592	<u>197.4</u>		1:42.324		7	26.566	139.9	<u>36.359</u>	184.3	39.259	189.8			1:42.184	
3	26.593	134.7	37.061	183.4	<u>38.332</u>	193.5		1:41.986		8	<u>26.121</u>	133.8	36.740	183.1	38.657	191.2			<u>1:41.518</u>	
4	26.487	142.7	36.383	183.7	38.751	192.5		1:41.621		9	27.269	137.9	36.780	182.1	38.927	189.8			1:42.976	
5	26.678	134.5	37.140	184.0	38.774	192.9		1:42.592		10	26.577	136.0	36.938	180.0					1:51.829	

5 Johann Karl (GER)									KTM-JK01											
lap	Sect-1	Speed	Sect-2	Speed	Sect-3	Speed	TopSpeed	laptime	pit	lap	Sect-1	Speed	Sect-2	Speed	Sect-3	Speed	Topspeed	laptime	pit	
1								1:47.304		3									1:44.492	
2								3:32.845		4										

7 Emile Litjens (NED)									KTM 690 Duke											
lap	Sect-1	Speed	Sect-2	Speed	Sect-3	Speed	TopSpeed	laptime	pit	lap	Sect-1	Speed	Sect-2	Speed	Sect-3	Speed	Topspeed	laptime	pit	
1	Out	120.3	41.341	161.2	41.265	169.8		1:49.722		7	28.110	129.0	39.456	160.7	41.242	168.5			1:48.808	
2	28.316	<u>135.2</u>	39.544	<u>164.9</u>	40.411	<u>170.1</u>		1:48.271		8	28.307	129.7	<u>39.164</u>	163.4	<u>40.342</u>	169.8			<u>1:47.813</u>	
3	28.446	130.9	40.072	160.5	41.355	168.2		1:49.873		9	28.846	128.7	40.736	160.5	42.007	165.1			1:51.589	
4	28.563	123.7	39.908	161.7	41.300	167.7		1:49.771		10	29.016	129.8	39.446	159.8	40.923	167.4			1:49.385	
5	28.728	129.5	40.150	160.2	41.946	166.4		1:50.824		11	<u>28.029</u>	127.7	39.449	161.7	40.603	167.7			1:48.081	
6	35.309	126.3	40.401	162.2	41.097	168.2		1:56.807		12										

8 Bruno Collin (FRA)									450 RS TVX											
lap	Sect-1	Speed	Sect-2	Speed	Sect-3	Speed	TopSpeed	laptime	pit	lap	Sect-1	Speed	Sect-2	Speed	Sect-3	Speed	Topspeed	laptime	pit	
1	Out	114.5	43.375	144.0	42.076	161.9		1:56.440		5	28.013	129.2	<u>38.252</u>	160.0	40.461	166.4			1:46.726	
2	29.511	120.4	39.149	154.9	40.471	167.7		1:49.131		6	28.245	124.4	38.669	159.1	39.665	167.7			1:46.579	
3	28.108	119.6	38.595	160.7	<u>39.500</u>	170.1		<u>1:46.203</u>		7	28.094	129.7	38.387	160.2	39.825	165.6			1:46.306	
4	<u>27.997</u>	121.9	38.514	<u>162.9</u>	39.732	<u>170.6</u>		1:46.243		8	28.041	<u>130.8</u>	40.497	154.3					1:59.842	

9 Robert Schotman (NED)									KTM 690 Duke											
lap	Sect-1	Speed	Sect-2	Speed	Sect-3	Speed	TopSpeed	laptime	pit	lap	Sect-1	Speed	Sect-2	Speed	Sect-3	Speed	Topspeed	laptime	pit	
1	Out	126.3	42.082	165.4	39.737	177.0		1:48.724		7	26.646	143.6	36.951	168.8	38.025	175.9			1:41.622	
2	27.061	139.5	37.290	<u>171.7</u>	38.854	179.4		1:43.205		8	32.933	102.5	39.343	166.7	38.961	175.9			1:51.237	
3	26.356	142.1	37.144	170.1	38.126	180.9		1:41.626		9	27.602	137.8	38.077	166.9	37.837	175.0			1:43.516	
4	26.573	135.3	37.554	168.8	42.642	178.5		1:46.769		10	26.427	140.3	36.883	166.7	41.308	177.6			1:44.618	
5	26.319	144.6	36.850	171.4	38.290	<u>183.1</u>		1:41.459		11	<u>26.286</u>	142.3	<u>36.690</u>	168.5	38.026	176.5			1:41.002	
6	26.341	<u>144.8</u>	36.849	168.2	38.331	177.9		1:41.521		12	26.371	139.7	36.848	168.8	<u>37.720</u>	175.3			<u>1:40.939</u>	

11 Jordy Wolters (NED)									Yamaha HRT 740											
lap	Sect-1	Speed	Sect-2	Speed	Sect-3	Speed	TopSpeed	laptime	pit	lap	Sect-1	Speed	Sect-2	Speed	Sect-3	Speed	Topspeed	laptime	pit	
1	Out	125.4	41.648	161.0	43.663	<u>172.2</u>		1:57.289		5	29.019	126.9	39.960	164.4	42.473	170.3			1:51.452	
2	29.219	130.6	40.013	163.6	43.729	170.6		1:52.961		6	<u>28.879</u>	131.7	<u>38.908</u>	<u>166.9</u>	43.488	170.9			<u>1:51.275</u>	
3	29.324	<u>136.5</u>	39.727	164.6	42.661	171.7		1:51.712		7	28.986	124.9	47.246	117.3	46.143	172.0			2:02.375	
4	29.146	129.5	43.265	164.1	<u>42.315</u>	171.4		1:54.726		8	28.959	127.7	39.351	165.1					2:06.336	

14 Samuel Saudubray (FRA)									450 TVX											
lap	Sect-1	Speed	Sect-2	Speed	Sect-3	Speed	TopSpeed	laptime	pit	lap	Sect-1	Speed	Sect-2	Speed	Sect-3	Speed	Topspeed	laptime	pit	
1	Out	125.6	40.698	159.5	41.462	<u>171.7</u>		1:51.184		5	28.341	124.6	38.754	161.9	40.265	169.0			1:47.360	
2	29.279	122.7	39.395	<u>163.6</u>	40.598	171.4		1:49.272		6	28.074	<u>128.9</u>	38.540	162.4	40.545	169.8			1:47.159	
3	<u>27.956</u>	126.3	39.383	162.2	40.626	171.2		1:47.965		7	28.349	127.2	<u>38.147</u>	163.4	<u>39.674</u>	170.3			<u>1:46.170</u>	
4	28.172	115.5	39.692	163.1	41.276	165.9		1:49.140		8	40.938	83.7	57.615	109.4					2:38.200	

17 Dirk Kappeller (GER)									HKR EVO2											
lap	Sect-1	Speed	Sect-2	Speed	Sect-3	Speed	TopSpeed	laptime	pit	lap	Sect-1	Speed	Sect-2	Speed	Sect-3	Speed	Topspeed	laptime	pit	
1	Out	116.6	44.584	152.8	45.305	150.6		2:01.932		3	30.308	<u>130.1</u>	<u>40.819</u>	<u>160.2</u>	<u>43.523</u>	<u>167.7</u>			<u>1:54.650</u>	
2	<u>30.182</u>	123.3	41.577	158.6	43.778	166.9		1:55.537		4	32.767	125.0	41.966	156.1					2:03.104	

18 Libor Kamenicky (CZE)									Mali Ahra 800											
lap	Sect-1	Speed	Sect-2	Speed	Sect-3	Speed	TopSpeed	laptime	pit	lap	Sect-1	Speed	Sect-2	Speed	Sect-3	Speed	Topspeed	laptime	pit	
1	Out	126.6	41.695	166.2	42.849	173.9		1:54.664		6	27.216	135.0	38.038	168.0	39.657	175.6			1:44.911	
2	27.653	136.2	38.769	169.8	40.633	<u>180.6</u>		1:47.055		7	27.444	137.4	38.027	167.4					1:51.760	
3	27.192	136.7	37.887	171.2	39.821	180.0		1:44.900		8	Out	135.8	40.137	165.1	39.964	180.3			3:13.876	P
4	27.146	138.1	37.821	170.9				1:51.663		9	<u>26.934</u>	135.7	37.748	<u>171.4</u>	<u>38.994</u>	178.5			<u>1:43.676</u>	

## SUPERBIKE-IDM V8-Hockenheimring Finale

MotorEvents GmbH

S-09-16, EMN 10-316, IMN 191-80

IDM Supermono - Freies Training 14

23 - 25 September 2016

Runden und Sektoren Zeiten

Hockenheim Motorrad - 3692 mtr.

5	Out	130.3	38.081	170.9	40.471	175.0	3:14.006	P	10	27.076	139.7	37.393	170.3	39.309	180.3	1:43.778
---	-----	-------	--------	-------	--------	-------	----------	---	----	--------	-------	--------	-------	--------	-------	----------

21 Jerry Bunt, van de (NED)									Happeck Rotax 449										
lap	Sect-1	Speed	Sect-2	Speed	Sect-3	Speed	TopSpeed	laptime	pit	lap	Sect-1	Speed	Sect-2	Speed	Sect-3	Speed	Topspeed	laptime	pit
1	Out	130.9	38.456	173.1	37.676	184.3		1:42.705		5	25.184	141.9	35.762	179.1	37.049	186.9		1:37.995	
2	26.059	142.7	37.124	171.7	38.966	184.9		1:42.149		6	26.566	134.8	37.310	165.9				1:47.726	
3	25.361	137.9	35.955	175.9	36.655	186.5		1:37.971		7	Out	133.0	37.089	175.0	37.311	184.3		2:47.700	P
4	25.850	145.0	35.793	179.1	37.610	185.9		1:39.253		8	25.830	128.3	42.849	120.9				1:58.752	

23 Dustin Gerken (GER)									HKR EVO2										
lap	Sect-1	Speed	Sect-2	Speed	Sect-3	Speed	TopSpeed	laptime	pit	lap	Sect-1	Speed	Sect-2	Speed	Sect-3	Speed	Topspeed	laptime	pit
1	Out	109.6	42.050	161.9	41.918	175.9		1:54.027		4	28.902	121.2	39.710	164.6	40.780	172.8		1:49.392	
2	29.713	116.0	40.821	163.4	40.852	177.3		1:51.386		5	29.077	120.0	40.757	153.2	42.781	175.6		1:52.615	
3	29.244	119.1	40.377	166.9	41.228	177.3		1:50.849		6	29.214	126.3	40.367	159.3				1:58.190	

28 Arie Vos (NED)									KTM 690 Duke										
lap	Sect-1	Speed	Sect-2	Speed	Sect-3	Speed	TopSpeed	laptime	pit	lap	Sect-1	Speed	Sect-2	Speed	Sect-3	Speed	Topspeed	laptime	pit
1	Out	136.0	40.242	165.4	38.185	174.2		1:45.249		7	25.825	145.9	36.348	170.1	37.353	174.8		1:39.526	
2	27.621	130.6	37.986	167.7	37.162	175.0		1:42.769		8	25.618	147.3	35.884	168.8	39.913	171.7		1:41.415	
3	25.760	144.8	36.088	169.3	36.700	176.5		1:38.548		9	27.403	126.0	44.903	139.7	42.455	174.5		1:54.761	
4	25.548	145.9	35.773	169.8	36.486	177.9		1:37.807		10	25.658	144.2	35.900	169.5	36.510	177.9		1:38.068	
5	25.625	146.3	35.952	168.0	36.426	179.1		1:38.003		11	25.407	146.3	35.988	168.0	36.644	175.6		1:38.039	
6	25.889	148.8	36.118	170.6	37.113	173.1		1:39.120		12	26.158	146.3	35.918	169.5	36.452	177.3		1:38.528	

34 Ezequiel Iturrioz (GER)									HKR EVO2 R										
lap	Sect-1	Speed	Sect-2	Speed	Sect-3	Speed	TopSpeed	laptime	pit	lap	Sect-1	Speed	Sect-2	Speed	Sect-3	Speed	Topspeed	laptime	pit
1	Out	123.6	38.949	169.0	38.338	181.8		1:45.523		7	25.635	151.7	35.751	170.9	36.778	180.6		1:38.164	
2	26.666	145.4	36.138	170.3	37.079	180.6		1:39.883		8	25.791	151.0	36.464	169.5	41.350	181.2		1:43.605	
3	26.025	150.0	35.964	173.4	36.747	182.4		1:38.736		9	29.691	133.3	42.665	137.1	40.339	180.6		1:52.695	
4	25.691	149.0	35.967	173.9	37.632	181.8		1:39.290		10	25.514	148.6	35.944	172.2	36.744	182.1		1:38.202	
5	25.407	148.4	35.435	172.2	37.621	178.8		1:38.463		11	25.327	150.2	36.690	172.0	36.719	183.4		1:38.736	
6	26.023	149.4	36.110	171.4	37.899	180.6		1:40.032		12	25.490	148.1	35.799	168.5	36.469	182.4		1:37.758	

35 Allard Kerkhoven (NED)									KTM 690 Duke										
lap	Sect-1	Speed	Sect-2	Speed	Sect-3	Speed	TopSpeed	laptime	pit	lap	Sect-1	Speed	Sect-2	Speed	Sect-3	Speed	Topspeed	laptime	pit
1	Out	118.6	40.509	166.4	39.522	175.6		1:46.271		7	26.941	145.9	36.986	170.1	38.351	176.8		1:42.278	
2	27.457	140.1	38.122	166.9	38.835	174.5		1:44.414		8	26.623	144.0	37.374	166.9	39.310	174.8		1:43.307	
3	27.050	143.0	37.714	167.2	38.503	174.2		1:43.267		9	37.659	107.6	40.600	163.4	41.434	163.4		1:59.693	
4	27.188	138.6	38.339	170.6	38.839	173.1		1:44.366		10	28.194	136.0	38.198	167.2	39.635	171.4		1:46.027	
5	26.965	143.8	37.592	167.4	38.519	174.2		1:43.076		11	27.040	142.7	37.957	166.7	38.742	172.2		1:43.739	
6	26.824	141.9	37.510	166.4	38.379	172.8		1:42.713		12	26.874	141.4	37.635	165.1	38.405	172.8		1:42.914	

37 Lutz Pfeifer (GER)									Yamaha 450										
lap	Sect-1	Speed	Sect-2	Speed	Sect-3	Speed	TopSpeed	laptime	pit	lap	Sect-1	Speed	Sect-2	Speed	Sect-3	Speed	Topspeed	laptime	pit
1	Out	117.5	44.873	143.4	44.251	167.7		1:59.068		7	27.795	129.2	38.711	165.6	40.449	165.9		1:46.955	
2	29.213	120.8	40.314	161.9	41.570	171.7		1:51.097		8	27.734	131.7	38.668	166.2	40.592	170.6		1:46.994	
3	28.105	115.1	39.447	164.6	40.984	170.9		1:48.536		9	27.867	122.7	39.662	162.9	44.655	172.2		1:52.184	
4	28.533	121.5	39.220	163.4	41.088	169.3		1:48.841		10	27.679	120.4	39.964	165.1	41.400	166.2		1:49.043	
5	28.181	125.3	39.314	163.9	41.200	167.7		1:48.695		11	27.869	125.1	38.754	168.8	39.704	172.0		1:46.327	
6	27.771	124.9	38.815	164.6	40.857	167.4		1:47.443		12									

44 Justus Weinke (GER)									HKR EVO2 R										
lap	Sect-1	Speed	Sect-2	Speed	Sect-3	Speed	TopSpeed	laptime	pit	lap	Sect-1	Speed	Sect-2	Speed	Sect-3	Speed	Topspeed	laptime	pit
1	Out	123.4	39.477	160.5	40.775	176.2		1:47.333		7	28.058	132.8	37.657	167.7	40.021	178.2		1:45.736	
2	28.136	126.3	38.350	169.5	41.481	178.8		1:47.967		8	27.363	135.2	37.432	170.9	41.207	177.9		1:46.002	
3	27.843	129.0	37.935	169.3	40.092	177.3		1:45.870		9	28.488	127.2	38.302	167.7	40.348	178.2		1:47.138	
4	28.054	132.7	37.873	170.9	40.118	177.0		1:46.045		10	27.275	134.5	37.275	170.3	39.526	180.0		1:44.076	
5	28.096	135.0	37.945	169.5	39.874	175.6		1:45.915		11	27.924	133.2	37.868	169.8				1:50.211	
6	27.767	136.0	37.658	171.2	40.416	178.8		1:45.841		12									

58 Lukas Wimmer (AUT)									HKR EVO2 R										
lap	Sect-1	Speed	Sect-2	Speed	Sect-3	Speed	TopSpeed	laptime	pit	lap	Sect-1	Speed	Sect-2	Speed	Sect-3	Speed	Topspeed	laptime	pit
1	Out	128.6	37.581	173.1	39.889	183.4		1:42.410		7	25.051	150.4	34.956	177.3				1:43.332	

## SUPERBIKE-IDM V8-Hockenheimring Finale

MotorEvents GmbH

S-09-16, EMN 10-316, IMN 191-80

### IDM Supermono - Freies Training 14

23 - 25 September 2016

#### Runden und Sektoren Zeiten

Hockenheim Motorrad - 3692 mtr.

2	25.886	143.0	36.017	173.9	37.157	184.6	1:39.060	8	Out	133.3	36.949	177.0	37.599	185.2	3:05.578	P
3	25.430	143.8	35.372	175.6	36.713	185.6	1:37.515	9	26.298	147.1	35.794	173.6	37.129	184.3	1:39.221	
4	<u>25.019</u>	150.2	35.731	174.8	37.058	184.9	1:37.808	10	25.146	146.7	35.325	175.6	36.344	185.6	1:36.815	
5	25.053	<u>150.8</u>	35.059	177.3	37.072	179.1	1:37.184	11	26.565	144.0	35.481	177.9	37.061	<u>186.5</u>	1:39.107	
6	25.578	150.2	35.204	177.0	36.663	183.1	1:37.445	12	25.132	148.8	35.239	<u>178.2</u>	<u>36.310</u>	185.6	<u>1:36.681</u>	

74 Jeroen Vijfeijke (NED)									KTM 690 Duke										
lap	Sect-1	Speed	Sect-2	Speed	Sect-3	Speed	TopSpeed	laptime	pit	lap	Sect-1	Speed	Sect-2	Speed	Sect-3	Speed	Topspeed	laptime	pit
1	Out	120.5	42.713	159.1	42.699	165.9		1:53.576		7	28.986	128.1	<u>38.776</u>	161.7	41.705	164.1		1:49.467	
2	28.600	133.0	39.613	161.4	42.290	166.7		1:50.503		8	28.831	134.5	39.047	161.0	41.348	166.2		1:49.226	
3	29.431	135.7	39.466	160.0	41.396	167.2		1:50.293		9	28.450	135.7	38.796	161.0	41.154	166.7		1:48.400	
4	28.549	132.7	39.101	161.0	41.421	<u>167.4</u>		1:49.071		10	28.399	<u>136.9</u>	38.846	161.9	40.952	167.2		1:48.197	
5	28.845	134.5	39.128	160.5	41.370	166.7		1:49.343		11	<u>28.097</u>	133.8	38.843	162.4	<u>40.892</u>	<u>167.4</u>		<u>1:47.832</u>	
6	29.037	127.7	39.410	161.0	41.388	165.1		1:49.835		12									

84 Bram Lambrechts (BEL)									KTM 690 Duke										
lap	Sect-1	Speed	Sect-2	Speed	Sect-3	Speed	TopSpeed	laptime	pit	lap	Sect-1	Speed	Sect-2	Speed	Sect-3	Speed	Topspeed	laptime	pit
1	Out	110.3	41.818	165.4	40.163	171.2		1:50.485		7	26.958	140.8	37.345	165.1	38.347	172.5		1:42.650	
2	26.992	141.7	37.726	166.9	38.855	174.2		1:43.573		8	26.755	139.5	39.176	107.7	42.868	173.4		1:48.799	
3	27.100	142.9	37.935	<u>168.8</u>	38.199	177.0		1:43.234		9	26.995	139.4	37.592	166.4	47.313	169.3		1:51.900	
4	26.566	<u>144.6</u>	37.459	167.4	<u>37.558</u>	76.3		1:41.583	D	10	27.026	142.3	37.389	165.1	40.217	176.8		1:44.632	
5	32.439	142.3	37.314	165.6	38.692	<u>178.5</u>		1:48.445		11	26.729	139.0	38.026	163.1	43.039	174.2		1:47.794	
6	26.765	142.1	<u>37.226</u>	166.7	38.519	173.4		1:42.510		12	<u>26.500</u>	141.0	37.349	167.2	38.288	173.4		<u>1:42.137</u>	

89 David Legalle (FRA)									J2L BMW/Pami										
lap	Sect-1	Speed	Sect-2	Speed	Sect-3	Speed	TopSpeed	laptime	pit	lap	Sect-1	Speed	Sect-2	Speed	Sect-3	Speed	Topspeed	laptime	pit
1	Out	122.7	40.080	171.2	40.162	181.5		1:46.384		4	<u>25.333</u>	<u>145.6</u>	<u>35.659</u>	<u>177.6</u>	36.957	181.5		1:37.949	
2	26.800	139.9	37.367	176.5	37.278	185.6		1:41.445		5	25.706	133.8	38.369	169.3				1:47.677	
3	25.559	144.8	35.845	177.3	<u>36.318</u>	<u>187.5</u>		<u>1:37.722</u>		6									

96 Tycho Wedman (NED)									HKR EVO2 R										
lap	Sect-1	Speed	Sect-2	Speed	Sect-3	Speed	TopSpeed	laptime	pit	lap	Sect-1	Speed	Sect-2	Speed	Sect-3	Speed	Topspeed	laptime	pit
1	Out	125.9	38.744	170.1	39.694	181.2		1:43.552		7	26.844	134.8	37.230	172.5	38.407	182.1		1:42.481	
2	26.877	140.8	37.413	171.7	38.575	<u>184.3</u>		1:42.865		8	<u>26.573</u>	140.8	37.480	171.4	38.207	183.7		1:42.260	
3	26.816	142.1	<u>37.122</u>	174.2	38.987	183.7		1:42.925		9	27.158	141.5	40.596	134.3	40.749	183.1		1:48.503	
4	26.732	142.1	37.405	173.1	38.440	183.7		1:42.577		10	26.877	135.7	42.960	148.6	39.630	182.4		1:49.467	
5	26.742	140.1	37.542	172.5	38.717	<u>184.3</u>		1:43.001		11	27.996	141.5	37.531	<u>174.8</u>	39.513	183.1		1:45.040	
6	27.073	134.7	37.548	170.3	38.787	182.1		1:43.408		12	26.650	<u>143.4</u>	37.220	174.2	<u>38.155</u>	<u>184.3</u>		<u>1:42.025</u>	

111 Mike Velthuiszen (NED)									TZM 250 MVS Yamaha										
lap	Sect-1	Speed	Sect-2	Speed	Sect-3	Speed	TopSpeed	laptime	pit	lap	Sect-1	Speed	Sect-2	Speed	Sect-3	Speed	Topspeed	laptime	pit
1	Out	97.1	46.110	146.1	43.563	183.1		1:59.750		6	Out	105.3	40.076	171.7	38.693	184.0		3:12.088	P
2	26.648	132.5	37.034	175.9	38.285	<u>184.6</u>		1:41.967		7	26.397	135.3	36.325	<u>176.8</u>	<u>37.850</u>	184.0		<u>1:40.572</u>	
3	26.707	135.5	36.552	175.9	38.374	184.3		1:41.633		8	26.462	130.3	40.281	172.8	38.410	183.7		1:45.153	
4	26.469	135.2	36.963	173.4	37.931	183.7		1:41.363		9	26.214	126.3	45.769	138.8				2:02.489	
5	<u>26.061</u>	134.7	<u>36.248</u>	176.2				1:47.145		10	Out	126.6	39.093	173.4	38.713	183.1		2:49.424	P

118 Ryan van de Lagemaat (NED)									KTM 690 Duke										
lap	Sect-1	Speed	Sect-2	Speed	Sect-3	Speed	TopSpeed	laptime	pit	lap	Sect-1	Speed	Sect-2	Speed	Sect-3	Speed	Topspeed	laptime	pit
1	Out	127.5	40.187	169.5	39.358	175.6		1:46.603		7	26.785	143.8	37.200	<u>175.3</u>	37.764	181.8		1:41.749	
2	27.477	134.0	37.646	174.5	38.545	181.5		1:43.668		8	26.466	142.7	41.099	125.0	42.032	168.8		1:49.597	
3	26.755	144.2	37.417	168.2	38.583	178.8		1:42.755		9	29.223	138.6	38.175	155.8	38.072	180.3		1:45.470	
4	29.668	121.9	38.133	174.8	41.095	172.0		1:48.896		10	<u>26.178</u>	144.0	<u>36.861</u>	170.6	39.332	176.5		1:42.371	
5	26.842	142.3	37.122	169.5	38.381	180.3		1:42.345		11	26.589	142.1	37.634	169.8	38.666	177.6		1:42.889	
6	26.316	<u>144.8</u>	37.042	174.2	38.304	182.7		1:41.662		12	26.425	143.6	36.885	174.5	<u>37.695</u>	<u>183.1</u>		<u>1:41.005</u>	

124 Djim Ulrich (NED)									KTM 690 Duke										
lap	Sect-1	Speed	Sect-2	Speed	Sect-3	Speed	TopSpeed	laptime	pit	lap	Sect-1	Speed	Sect-2	Speed	Sect-3	Speed	Topspeed	laptime	pit
1	Out	128.0	40.316	168.0	39.490	167.4		1:46.227		7	27.010	142.7	<u>37.224</u>	167.7	38.351	173.9		<u>1:42.585</u>	
2	27.442	140.3	37.679	<u>169.5</u>	38.520	173.9		1:43.641		8	27.230	142.3	37.413	167.4	39.034	172.8		1:43.677	
3	<u>26.559</u>	143.2	40.594	127.8	41.168	<u>176.2</u>		1:48.321		9	27.875	141.5	38.897	141.0				1:54.320	
4	26.936	142.7	37.615	168.8	<u>38.349</u>	175.3		1:42.900		10	Out	142.7	38.116	163.6	38.439	171.7		2:53.947	P
5	27.102	<u>145.2</u>	37.503	149.6	40.867	160.7		1:45.472		11	26.910	141.9	37.417	167.4	38.387	175.6		1:42.714	
6	27.700	144.8	37.563	168.5	38.736	173.6		1:43.999		12									

## SUPERBIKE-IDM V8-Hockenheimring Finale

MotorEvents GmbH

S-09-16, EMN 10-316, IMN 191-80

IDM Supermono - Freies Training 14

23 - 25 September 2016

Runden und Sektoren Zeiten

Hockenheim Motorrad - 3692 mtr.

131 Olivier Collet (FRA)									KTM 690 Duke R										
lap	Sect-1	Speed	Sect-2	Speed	Sect-3	Speed	TopSpeed	laptime	pit	lap	Sect-1	Speed	Sect-2	Speed	Sect-3	Speed	TopSpeed	laptime	pit
1	Out	94.7	52.610	137.8	49.363	159.8		2:22.259		6	33.012	112.4	45.239	153.4	<u>43.165</u>	165.9		2:01.416	
2	31.902	113.7	44.934	152.5	47.437	159.8		2:04.273		7	31.008	<u>127.5</u>	<u>41.301</u>	<u>160.5</u>	44.167	165.9		<u>1:56.476</u>	
3	33.160	91.1	51.978	126.3	47.968	167.7		2:13.106		8	32.272	125.1	42.754	158.6	44.421	168.0		1:59.447	
4	31.861	114.2	45.669	133.2	45.170	<u>169.0</u>		2:02.700		9	<u>29.683</u>	123.7	59.287	145.9	43.691	165.9		2:12.661	
5	30.935	123.6	42.637	153.0	46.942	163.1		2:00.514		10	33.247	95.0	44.681	94.8	57.830	114.4		2:15.758	



## SUPERBIKE-IDM V8-Hockenheimring Finale

MotorEvents GmbH

S-09-16, EMN 10-316, IMN 191-80

Lauf name : IDM Supermono - Freies Training 14  
Lauf Datum : 23 September 2016  
Wetter :  
Strecke name : Hockenheim Motorrad - 3692 mtr.

Participants Started	: 25	Participants Classified	: 30
Participants Finished	: 15	Participants Not Classified	: 0
Participants Not Finished	: 10		

Green flag at	: 14:50:01	Heat recording start time	: 14:50:01
Finish flag waved at	: 15:10:01	Heat recording end time	: 15:14:25
Total time under Green	: 20:00	Total of All Laps in Heat	: 241
Number of cautions	: 0	Total time under Yellow	: 00:00:00
Number of code-60's	: 0	Total time under Code-60	: 00:00:00

### Summary of winners per class

Nr.	Name / Team Name	Fahrzeug	Kls	Schnellste Rd.zeit	In	Schnitt	Rnd	Fahrzeit
-----	------------------	----------	-----	--------------------	----	---------	-----	----------

### Best Lap time history during the Heat

#	Nr.	lap time	in lap	Name	Fahrzeug	time of day
1	58	1:39.060	2	Lukas Wimmer	HKR EVO2 R	14:53:28
2	58	1:37.515	3	Lukas Wimmer	HKR EVO2 R	14:55:06
3	58	1:37.184	5	Lukas Wimmer	HKR EVO2 R	14:58:21
4	58	1:36.815	10	Lukas Wimmer	HKR EVO2 R	15:08:03
5	58	1:36.681	12	Lukas Wimmer	HKR EVO2 R	15:11:19

### Summary of best laptimes per class

Nr.	Name / Team Name	Fahrzeug	Kls	Schnellste Rd.zeit	In	Geschw
58	Lukas Wimmer	HKR EVO2 R	F-ESC	1:36.681	12	137.47
28	Arie Vos	KTM 690 Duke	K-DB	1:37.807	4	135.89
96	Tycho Wedman	HKR EVO2 R	PrMo	1:42.025	12	130.27

## SUPERBIKE-IDM V8-Hockenheimring Finale

MotorEvents GmbH

S-09-16, EMN 10-316, IMN 191-80

Lauf name : IDM Supermono - Freies Training 14  
Lauf Datum : 23 September 2016  
Wetter :  
Strecke name : Hockenheim Motorrad - 3692 mtr.

Participants Started	: 25	Participants Classified	: 30
Participants Finished	: 15	Participants Not Classified	: 0
Participants Not Finished	: 10		

Green flag at	: 14:50:01	Heat recording start time	: 14:50:01
Finish flag waved at	: 15:10:01	Heat recording end time	: 15:14:25
Total time under Green	: 20:00	Total of All Laps in Heat	: 241
Number of cautions	: 0	Total time under Yellow	: 00:00:00
Number of code-60's	: 0	Total time under Code-60	: 00:00:00

### Summary of winners per class

Nr.	Name / Team Name	Fahrzeug	Kls	Schnellste Rd.zeit	In	Schnitt	Rnd	Fahrzeit
-----	------------------	----------	-----	--------------------	----	---------	-----	----------

### Best Lap time history during the Heat

#	Nr.	lap time	in lap	Name	Fahrzeug	time of day
1	58	1:39.060	2	Lukas Wimmer	HKR EVO2 R	14:53:28
2	58	1:37.515	3	Lukas Wimmer	HKR EVO2 R	14:55:06
3	58	1:37.184	5	Lukas Wimmer	HKR EVO2 R	14:58:21
4	58	1:36.815	10	Lukas Wimmer	HKR EVO2 R	15:08:03
5	58	1:36.681	12	Lukas Wimmer	HKR EVO2 R	15:11:19

### Summary of best laptimes per class

Nr.	Name / Team Name	Fahrzeug	Kls	Schnellste Rd.zeit	In	Geschw
58	Lukas Wimmer	HKR EVO2 R	F-ESC	1:36.681	12	137.47
28	Arie Vos	KTM 690 Duke	K-DB	1:37.807	4	135.89
96	Tycho Wedman	HKR EVO2 R	PrMo	1:42.025	12	130.27

**SUPERBIKE-IDM V8-Hockenheimring Finale**

MotorEvents GmbH

S-09-16, EMN 10-316, IMN 191-80

**IDM Supermono - Qualifying 1**

23 - 25 September 2016  
Hockenheim Motorrad - 3692 mtr.

Pl.	Nr.	Name / Bewerber	Motorrad / CITY	Kls	PIK	Schnellste	In	Diff.	Diff	Rnd	Km/h
1	58	Lukas Wimmer (AUT) Krämer Motorcycles	HKR EVO2 R PISCHELSDORF	F-ESC	1	1:35.468	12			12	139.22
2	21	Jerry Bunt, van de (NED) TeamRaHa 61	Happeck Rotax 449 NIJKERKERVEEN	F-ESC	2	1:36.699	7	1.231	1.231	12	137.45
3	34	Ezequiel Iturriz (GER) Krämer Motorcycles	HKR EVO2 R BURGKIRCHEN	F-ESC	3	1:37.106	7	1.638	0.407	12	136.87
4	G28	Arie Vos (NED) KTM Duke Battle	KTM 690 Duke OSS	F-ESC	4	1:38.199	9	2.731	1.093	12	135.35
5	2	Josef Frauenschuh (AUT) JF High-Tech-Tuning	KTM-JF-Supermono EGGELSBERG	F-ESC	5	1:38.421	10	2.953	0.222	12	135.04
6	89	David Legalle (FRA) J2L BMW	J2L BMW/Pami DUCEY	F-ESC	6	1:38.441	3	2.973	0.020	7	135.02
7	118	Ryan van de Lagemaat (NED) KTM Duke Battle	KTM 690 Duke CULEMBORG	K-DB	1	1:39.771	11	4.303	1.330	12	133.22
8	9	Robert Schotman (NED) KTM Duke Battle	KTM 690 Duke DORDRECHT	K-DB	2	1:39.887	10	4.419	0.116	12	133.06
9	111	Mike Velthuis (NED) MVS Race engineering	TZM-250 MVS Yamaha NE DERHORST DEN BERG	F-ESC	7	1:39.916	3	4.448	0.029	4	133.02
10	96	Tycho Wedman (NED) Krämer Motorcycles	HKR EVO2 R HOUTEN	PrMo	1	1:40.642	6	5.174	0.726	11	132.06
11	84	Bram Lambrechts (BEL) KTM Duke Battle	KTM 690 Duke SCHELDEWINDEKE	K-DB	3	1:40.961	6	5.493	0.319	11	131.65
12	124	Djim Ulrich (NED) KTM Duke Battle	KTM 690 Duke SLIEDRECHT	K-DB	4	1:41.078	8	5.610	0.117	8	131.49
13	G37	Lutz Pfeifer (GER) ELSFLETH	Yamaha 450 ELSFLETH	F-ESC	8	1:41.994	11	6.526	0.916	12	130.31
14	35	Allard Kerkhoven (NED) KTM Duke Battle	KTM 690 Duke ALPHEN GLD	K-DB	5	1:42.338	12	6.870	0.344	12	129.88
15	113	Johann Flammann (GER) ADAC Niedersachsen	HKR EVO2 R SOLTEN	PrMo	2	1:42.598	9	7.130	0.260	10	129.55
16	44	Justus Weinke (GER) Krämer Motorcycles	HKR EVO2 R SALZGITTER	F-ESC	9	1:42.995	6	7.527	0.397	9	129.05
17	18	Libor Kamenicky (CZE) HLM Racingteam	Mali Ahra 800 RUMBURG	F-ESC	10	1:43.307	7	7.839	0.312	11	128.66
18	5	Johann Karl (GER) FREILUSSING	KTM-JK01 FREILUSSING	F-ESC	11	1:43.676	7	8.208	0.369	7	128.20
19	8	Bruno Collin (FRA) Trajectorie Jeune Pilote	450 RS TVX POMPEY	F-ESC	12	1:44.801	4	9.333	1.125	9	126.82
20	23	Dustin Gerken (GER) ADAC Berlin/Brandenburg Team	HKR EVO2 BERLIN	F-ESC	13	1:45.095	11	9.627	0.294	11	126.47
21	G14	Samuel Saudubray (FRA) TVX	450 TVX	F-ESC	14	1:45.261	10	9.793	0.166	10	126.27
22	7	Emile Litjens (NED) KTM Duke Battle	KTM 690 Duke Hegolsom	K-DB	6	1:46.546	11	11.078	1.285	11	124.75
23	131	Olivier Collet (FRA) AMIENS	KTM 690 Duke R AMIENS	F-ESC	15	1:47.298	7	11.830	0.752	11	123.87
24	74	Jeroen Vijfeijke (NED) KTM Duke Battle	KTM 690 Duke HELMOND	K-DB	7	1:47.431	11	11.963	0.133	11	123.72
25	11	Jordy Wolters (NED) SAULHEIM	Yamaha HRT 740	F-ESC	16	1:51.401	5	15.933	3.970	8	119.31
26	17	Dirk Kappeller (GER) Krämer Motorcycles	HKR EVO2 SAULHEIM	F-ESC	17	1:51.630	5	16.162	0.229	6	119.06

Schnellste Runde : 1:35.468 in Runde 12 durch nr. 58: Lukas Wimmer (HKR EVO2 R)

Aushangzeit

Ergebnisse und Rundenzeiten : [www.raceresults.at](http://www.raceresults.at)

Zeitnahme durch : SDO SportTiming

Rennleiter	Steward	Zeitmessung	<b>DMSB</b>
Wilfried Kasper	Stefan Beck	Bernd Jung	
Seite 1 von 1			

**SUPERBIKE-IDM V8-Hockenheimring Finale**

MotorEvents GmbH

S-09-16, EMN 10-316, IMN 191-80

**IDM Supermono - Qualifying 1**

23 - 25 September 2016  
Hockenheim Motorrad - 3692 mtr.

Pl.	Nr.	Name / Bewerber	Motorrad / CITY	Kls	PIK	Schnellste	In	Diff.	Diff	Rnd	Km/h
1	58	Lukas Wimmer (AUT) Krämer Motorcycles	HKR EVO2 R PISCHELSDORF	F-ESC	1	1:35.468	12			12	139.22
2	21	Jerry Bunt, van de (NED) TeamRaHa 61	Happeck Rotax 449 NIJKERKERVEEN	F-ESC	2	1:36.699	7	1.231	1.231	12	137.45
3	34	Ezequiel Iturriz (GER) Krämer Motorcycles	HKR EVO2 R BURGKIRCHEN	F-ESC	3	1:37.106	7	1.638	0.407	12	136.87
4	G28	Arie Vos (NED) KTM Duke Battle	KTM 690 Duke OSS	F-ESC	4	1:38.199	9	2.731	1.093	12	135.35
5	2	Josef Frauenschuh (AUT) JF High-Tech-Tuning	KTM-JF-Supermono EGGELSBERG	F-ESC	5	1:38.421	10	2.953	0.222	12	135.04
6	89	David Legalle (FRA) J2L BMW	J2L BMW/Pami DUCEY	F-ESC	6	1:38.441	3	2.973	0.020	7	135.02
7	118	Ryan van de Lagemaat (NED) KTM Duke Battle	KTM 690 Duke CULEMBORG	K-DB	1	1:39.771	11	4.303	1.330	12	133.22
8	9	Robert Schotman (NED) KTM Duke Battle	KTM 690 Duke DORDRECHT	K-DB	2	1:39.887	10	4.419	0.116	12	133.06
9	111	Mike Velthuis (NED) MVS Race engineering	TZM-250 MVS Yamaha NE DERHORST DEN BERG	F-ESC	7	1:39.916	3	4.448	0.029	4	133.02
10	96	Tycho Wedman (NED) Krämer Motorcycles	HKR EVO2 R HOUTEN	PrMo	1	1:40.642	6	5.174	0.726	11	132.06
11	84	Bram Lambrechts (BEL) KTM Duke Battle	KTM 690 Duke SCHELDEWINDEKE	K-DB	3	1:40.961	6	5.493	0.319	11	131.65
12	124	Djim Ulrich (NED) KTM Duke Battle	KTM 690 Duke SLIEDRECHT	K-DB	4	1:41.078	8	5.610	0.117	8	131.49
13	G37	Lutz Pfeifer (GER) ELSFLETH	Yamaha 450 ELSFLETH	F-ESC	8	1:41.994	11	6.526	0.916	12	130.31
14	35	Allard Kerkhoven (NED) KTM Duke Battle	KTM 690 Duke ALPHEN GLD	K-DB	5	1:42.338	12	6.870	0.344	12	129.88
15	113	Johann Flammann (GER) ADAC Niedersachsen	HKR EVO2 R SOLTEN	PrMo	2	1:42.598	9	7.130	0.260	10	129.55
16	44	Justus Weinke (GER) Krämer Motorcycles	HKR EVO2 R SALZGITTER	F-ESC	9	1:42.995	6	7.527	0.397	9	129.05
17	18	Libor Kamenicky (CZE) HLM Racingteam	Mali Ahra 800 RUMBURG	F-ESC	10	1:43.307	7	7.839	0.312	11	128.66
18	5	Johann Karl (GER) FREILUSSING	KTM-JK01 FREILUSSING	F-ESC	11	1:43.676	7	8.208	0.369	7	128.20
19	8	Bruno Collin (FRA) Trajectorie Jeune Pilote	450 RS TVX POMPEY	F-ESC	12	1:44.801	4	9.333	1.125	9	126.82
20	23	Dustin Gerken (GER) ADAC Berlin/Brandenburg Team	HKR EVO2 BERLIN	F-ESC	13	1:45.095	11	9.627	0.294	11	126.47
21	G14	Samuel Saudubray (FRA) TVX	450 TVX	F-ESC	14	1:45.261	10	9.793	0.166	10	126.27
22	7	Emile Litjens (NED) KTM Duke Battle	KTM 690 Duke Hegolsom	K-DB	6	1:46.546	11	11.078	1.285	11	124.75
23	131	Olivier Collet (FRA) AMIENS	KTM 690 Duke R AMIENS	F-ESC	15	1:47.298	7	11.830	0.752	11	123.87
24	74	Jeroen Vijfeijke (NED) KTM Duke Battle	KTM 690 Duke HELMOND	K-DB	7	1:47.431	11	11.963	0.133	11	123.72
25	11	Jordy Wolters (NED) SAULHEIM	Yamaha HRT 740	F-ESC	16	1:51.401	5	15.933	3.970	8	119.31
26	17	Dirk Kappeller (GER) Krämer Motorcycles	HKR EVO2 SAULHEIM	F-ESC	17	1:51.630	5	16.162	0.229	6	119.06

Schnellste Runde : 1:35.468 in Runde 12 durch nr. 58: Lukas Wimmer (HKR EVO2 R)

Aushangzeit

Ergebnisse und Rundenzeiten : [www.raceresults.at](http://www.raceresults.at)

Zeitnahme durch : SDO SportTiming

Rennleiter	Steward	Zeitmessung	<b>DMSB</b>
Wilfried Kasper	Stefan Beck	Bernd Jung	
Seite 1 von 1			

**SUPERBIKE-IDM V8-Hockenheimring Finale**

MotorEvents GmbH

S-09-16, EMN 10-316, IMN 191-80

IDM Supermono - Qualifying 1

23 - 25 September 2016  
Hockenheim Motorrad - 3692 mtr.

**FIM Europe Supermono Cup**


Pl.	Nr.	Name / Bewerber	Motorrad / CITY	Schnellste	In	Diff.	Diff	Rnd	Km/h
1	58	Lukas Wimmer (AUT) Krämer Motorcycles	HKR EVO2 R PISCHELSDORF	1:35.468	12			12	139.22
2	21	Jerry Bunt, van de (NED) Team RaHa 61	Happeck Rotax 449 NIJKERKERVEEN	1:36.699	7	1.231	1.231	12	137.45
3	34	Ezequiel Iturrioz (GER) Krämer Motorcycles	HKR EVO2 R BURGKIRCHEN	1:37.106	7	1.638	0.407	12	136.87
4	G28	Arie Vos (NED) KTM Duke Battle	KTM 690 Duke OSS	1:38.199	9	2.731	1.093	12	135.35
5	2	Josef Frauenschuh (AUT) JF High-Tech-Tuning	KTM-JF-Supermono EGGELSBURG	1:38.421	10	2.953	0.222	12	135.04
6	89	David Legalle (FRA) J2L BMW	J2L BMW/Pami DUCEY	1:38.441	3	2.973	0.020	7	135.02
7	111	Mike Velthuisen (NED) MVS Race engineering	TZM 250 MVS Yamaha NEDERHORST DEN BERG	1:39.916	3	4.448	1.475	4	133.02
8	G37	Lutz Pfeifer (GER) ELSFLETH	Yamaha 450 ELSFLETH	1:41.994	11	6.526	2.078	12	130.31
9	44	Justus Weinke (GER) Krämer Motorcycles	HKR EVO2 R SALZGITTER	1:42.995	6	7.527	1.001	9	129.05
10	18	Libor Kamenicky (CZE) HLM Racingteam	Mali Ahra 800 RUMBURG	1:43.307	7	7.839	0.312	11	128.66
11	5	Johann Karl (GER) FREILUSSING	KTM-JK01 FREILUSSING	1:43.676	7	8.208	0.369	7	128.20
12	8	Bruno Collin (FRA) Trajectorie Jeune Pilote	450 RS TVX POMPEY	1:44.801	4	9.333	1.125	9	126.82
13	23	Dustin Gerken (GER) ADAC Berlin/Brandenburg Team	HKR EVO2 BERLIN	1:45.095	11	9.627	0.294	11	126.47
14	G14	Samuel Saudubray (FRA) TVX	450 TVX	1:45.261	10	9.793	0.166	10	126.27
15	131	Olivier Collet (FRA) AMIENS	KTM 690 Duke R AMIENS	1:47.298	7	11.830	2.037	11	123.87
16	11	Jordy Wolters (NED)	Yamaha HRT 740	1:51.401	5	15.933	4.103	8	119.31
17	17	Dirk Kappeller (GER) Krämer Motorcycles	HKR EVO2 SAULHEIM	1:51.630	5	16.162	0.229	6	119.06

Schnellste Runde : 1:35.468 in Runde 12 durch nr. 58 : Lukas Wimmer (HKR EVO2 R)

Aushangzeit

Ergebnisse und Rundenzeiten : [www.raceresults.at](http://www.raceresults.at)

Zeitnahme durch : SDO SportTiming

Rennleiter	Steward	Zeitmessung	
Wilfried Kasper	Stefan Beck	Bernd Jung	
Seite 1 von 2			

SUPERBIKE-IDM V8-Hockenheimring Finale

MotorEvents GmbH

S-09-16, EMN 10-316, IMN 191-80

IDM Supermono - Qualifying 1

23 - 25 September 2016  
Hockenheim Motorrad - 3692 mtr.

**KTM Duke Battle**


Pl.	Nr.	Name / Bewerber	Motorrad / CITY	Schnellste	In	Diff.	Diff	Rnd	Km/h
1	118	Ryan van de Lagemaat (NED) KTM Duke Battle	KTM 690 Duke CULEMBORG	1:39.771	11			12	133.22
2	9	Robert Schotman (NED) KTM Duke Battle	KTM 690 Duke DORDRECHT	1:39.887	10	0.116	0.116	12	133.06
3	84	Bram Lambrechts (BEL) KTM Duke Battle	KTM 690 Duke SC HELDEWINDEKE	1:40.961	6	1.190	1.074	11	131.65
4	124	Djim Ulrich (NED) KTM Duke Battle	KTM 690 Duke SLIEDRECHT	1:41.078	8	1.307	0.117	8	131.49
5	35	Allard Kerkhoven (NED) KTM Duke Battle	KTM 690 Duke ALPHEN GLD	1:42.338	12	2.567	1.260	12	129.88
6	7	Emile Litjens (NED) KTM Duke Battle	KTM 690 Duke Hegolsom	1:46.546	11	6.775	4.208	11	124.75
7	74	Jeroen Vijfeijke (NED) KTM Duke Battle	KTM 690 Duke HELMOND	1:47.431	11	7.660	0.885	11	123.72

Schnellste Runde : 1:35.468 in Runde 12 durch nr. 58 : Lukas Wimmer (HKR EVO2 R)

Aushangzeit

Ergebnisse und Rundenzeiten : [www.raceresults.at](http://www.raceresults.at)

Zeitnahme durch : SDO SportTiming

Rennleiter	Steward	Zeitmessung	
Wilfried Kasper	Stefan Beck	Bernd Jung	
Seite 2 von 2			

## SUPERBIKE-IDM V8-Hockenheimring Finale

MotorEvents GmbH

S-09-16, EMN 10-316, IMN 191-80

IDM Supermono - Qualifying 1

23 - 25 September 2016  
Hockenheim Motorrad - 3692 mtr.

### FIM Europe Supermono Cup


Pl.	Nr.	Name / Bewerber	Motorrad / CITY	Schnellste	In	Diff.	Diff	Rnd	Km/h
1	58	Lukas Wimmer (AUT) Krämer Motorcycles	HKR EVO2 R PISCHELSDORF	1:35.468	12			12	139.22
2	21	Jerry Bunt, van de (NED) Team RaHa 61	Happeck Rotax 449 NIJKERKERVEEN	1:36.699	7	1.231	1.231	12	137.45
3	34	Ezequiel Iturrioz (GER) Krämer Motorcycles	HKR EVO2 R BURGKIRCHEN	1:37.106	7	1.638	0.407	12	136.87
4	G28	Arie Vos (NED) KTM Duke Battle	KTM 690 Duke OSS	1:38.199	9	2.731	1.093	12	135.35
5	2	Josef Frauenschuh (AUT) JF High-Tech-Tuning	KTM-JF-Supermono EGGELSBERG	1:38.421	10	2.953	0.222	12	135.04
6	89	David Legalle (FRA) J2L BMW	J2L BMW/Pami DUCEY	1:38.441	3	2.973	0.020	7	135.02
7	111	Mike Velthuisen (NED) MVS Race engineering	TZM 250 MVS Yamaha NEDERHORST DEN BERG	1:39.916	3	4.448	1.475	4	133.02
8	G37	Lutz Pfeifer (GER) ELSFLETH	Yamaha 450 ELSFLETH	1:41.994	11	6.526	2.078	12	130.31
9	44	Justus Weinke (GER) Krämer Motorcycles	HKR EVO2 R SALZGITTER	1:42.995	6	7.527	1.001	9	129.05
10	18	Libor Kamenicky (CZE) HLM Racingteam	Mali Ahra 800 RUMBURG	1:43.307	7	7.839	0.312	11	128.66
11	5	Johann Karl (GER) FREILUSSING	KTM-JK01 FREILUSSING	1:43.676	7	8.208	0.369	7	128.20
12	8	Bruno Collin (FRA) Trajectorie Jeune Pilote	450 RS TVX POMPEY	1:44.801	4	9.333	1.125	9	126.82
13	23	Dustin Gerken (GER) ADAC Berlin/Brandenburg Team	HKR EVO2 BERLIN	1:45.095	11	9.627	0.294	11	126.47
14	G14	Samuel Saudubray (FRA) TVX	450 TVX	1:45.261	10	9.793	0.166	10	126.27
15	131	Olivier Collet (FRA) AMIENS	KTM 690 Duke R AMIENS	1:47.298	7	11.830	2.037	11	123.87
16	11	Jordy Wolters (NED)	Yamaha HRT 740	1:51.401	5	15.933	4.103	8	119.31
17	17	Dirk Kappeller (GER) Krämer Motorcycles	HKR EVO2 SAULHEIM	1:51.630	5	16.162	0.229	6	119.06

Schnellste Runde : 1:35.468 in Runde 12 durch nr. 58 : Lukas Wimmer (HKR EVO2 R)

Aushangzeit

Ergebnisse und Rundenzeiten : [www.raceresults.at](http://www.raceresults.at)

Zeitnahme durch : SDO SportTiming

Rennleiter	Steward	Zeitmessung	
Wilfried Kasper	Stefan Beck	Bernd Jung	
Seite 1 von 2			

SUPERBIKE-IDM V8-Hockenheimring Finale

MotorEvents GmbH

S-09-16, EMN 10-316, IMN 191-80

IDM Supermono - Qualifying 1

23 - 25 September 2016  
Hockenheim Motorrad - 3692 mtr.

**KTM Duke Battle**


Pl.	Nr.	Name / Bewerber	Motorrad / CITY	Schnellste	In	Diff.	Diff	Rnd	Km/h
1	118	Ryan van de Lagemaat (NED) KTM Duke Battle	KTM 690 Duke CULEMBORG	1:39.771	11			12	133.22
2	9	Robert Schotman (NED) KTM Duke Battle	KTM 690 Duke DORDRECHT	1:39.887	10	0.116	0.116	12	133.06
3	84	Bram Lambrechts (BEL) KTM Duke Battle	KTM 690 Duke SC HELDEWINDEKE	1:40.961	6	1.190	1.074	11	131.65
4	124	Djim Ulrich (NED) KTM Duke Battle	KTM 690 Duke SLIEDRECHT	1:41.078	8	1.307	0.117	8	131.49
5	35	Allard Kerkhoven (NED) KTM Duke Battle	KTM 690 Duke ALPHEN GLD	1:42.338	12	2.567	1.260	12	129.88
6	7	Emile Litjens (NED) KTM Duke Battle	KTM 690 Duke Hegolsom	1:46.546	11	6.775	4.208	11	124.75
7	74	Jeroen Vijfeijke (NED) KTM Duke Battle	KTM 690 Duke HELMOND	1:47.431	11	7.660	0.885	11	123.72

Schnellste Runde : 1:35.468 in Runde 12 durch nr. 58 : Lukas Wimmer (HKR EVO2 R)

Aushangzeit

Ergebnisse und Rundenzeiten : [www.raceresults.at](http://www.raceresults.at)

Zeitnahme durch : SDO SportTiming

Rennleiter	Steward	Zeitmessung	
Wilfried Kasper	Stefan Beck	Bernd Jung	
Seite 2 von 2			



SUPERBIKE-IDM V8-Hockenheimring Finale

MotorEvents GmbH

S-09-16, EMN 10-316, IMN 191-80

IDM Supermono - Qualifying 1

23 - 25 September 2016

Rundezeiten

Hockenheim Motorrad - 3692 mtr.

Nr.	Name	Rnd	Runde	Lap ..1	Lap ..2	Lap ..3	Lap ..4	Lap ..5	Lap ..6	Lap ..7	Lap ..8	Lap ..9	Lap ..0
58	Lukas Wimmer	12	1 - 10	1:43.649	1:41.418	1:50.316	1:38.694	1:37.702	1:36.580	1:44.083	1:48.382	2:02.835	1:37.023
			11 - 20	1:35.861	1:35.468								
21	Jerry Bunt, van de	12	1 - 10	1:44.717	1:38.703	1:41.269	1:39.938	1:39.927	1:37.135	1:36.699	1:47.298	1:41.096	1:38.527
			11 - 20	1:38.713	1:38.316								
34	Ezequiel Iturrioz	12	1 - 10	1:45.462	1:40.713	1:38.564	1:38.073	1:38.252	1:37.590	1:37.106	1:46.141	1:48.823	1:37.407
			11 - 20	1:37.532	1:37.879								
G28	Arie Vos	12	1 - 10	1:59.323	1:47.860	1:39.508	1:38.926	1:42.898	1:40.580	1:45.751	1:47.607	1:38.199	1:38.236
			11 - 20	1:38.447	1:38.442								
2	Josef Frauenschuh	12	1 - 10	1:45.990	1:45.910	1:21.738	2:02.852	1:40.226	1:39.840	1:40.053	1:40.257	1:40.269	1:38.421
			11 - 20	1:43.651	1:38.886								
89	David Legalle	7	1 - 10	1:41.261	1:40.067	1:38.441	1:39.258	1:38.988	1:38.827	2:10.876			
			11 - 20										
118	Ryan van de Lagemaat	12	1 - 10	1:56.462	1:48.883	1:45.402	1:58.349	1:41.587	1:40.845	1:40.684	1:41.852	1:46.078	1:40.923
			11 - 20	1:39.771	1:40.134								
9	Robert Schotman	12	1 - 10	1:49.644	1:45.948	1:43.482	1:41.251	1:40.615	1:41.573	1:40.834	1:40.784	1:40.109	1:39.887
			11 - 20	1:46.344	1:39.914								
111	Mike Velthuisen	4	1 - 10	1:48.213	1:41.283	1:39.916	1:52.729						
			11 - 20										
96	Tycho Wedman	11	1 - 10	1:44.350	1:43.880	2:55.970	1:42.807	1:41.135	1:40.642	1:46.079	1:49.851	3:01.104	1:43.868
			11 - 20	1:42.254									
84	Bram Lambrechts	11	1 - 10	1:56.042	1:44.873	1:44.258	1:41.855	1:41.352	1:40.961	2:17.290	2:22.994	1:42.690	1:41.264
			11 - 20	1:41.455									
124	Djim Ulrich	8	1 - 10	1:48.385	5:06.953	1:47.568	3:35.712	1:42.463	1:42.698	1:41.160	1:41.078		
			11 - 20										
G37	Lutz Pfeifer	12	1 - 10	1:52.778	1:46.290	1:43.619	1:43.210	1:43.282	1:43.304	1:42.890	1:42.714	1:42.073	1:42.389
			11 - 20	1:41.994	1:43.387								
35	Allard Kerkhoven	12	1 - 10	1:53.063	1:46.799	1:43.854	1:43.289	1:43.103	1:44.190	1:43.763	1:42.936	1:42.748	1:42.560
			11 - 20	1:42.570	1:42.338								
113	Johann Flammann	10	1 - 10	1:56.850	1:46.385	1:43.746	1:43.894	1:42.717	1:43.995	1:51.510	3:15.867	1:42.598	1:42.902
			11 - 20										
44	Justus Weinke	9	1 - 10	1:55.141	1:46.689	1:43.740	1:43.613	1:43.860	1:42.995	1:44.715	1:45.959	1:54.472	
			11 - 20										
18	Libor Kamenicky	11	1 - 10	1:58.419	1:46.508	1:43.855	1:44.010	1:59.938	2:39.475	1:43.307	1:43.342	2:03.800	1:44.816
			11 - 20	1:45.369									
5	Johann Karl	7	1 - 10	1:54.905	1:47.055	1:44.011	1:44.268	1:44.009	1:44.379	1:43.676			
			11 - 20										
8	Bruno Collin	9	1 - 10	2:02.632	1:47.145	1:46.355	1:44.801	1:45.038	1:45.621	1:46.204	1:48.627	1:58.101	
			11 - 20										
23	Dustin Gerken	11	1 - 10	1:56.544	1:51.708	1:48.868	1:47.424	1:47.727	1:47.156	1:46.786	1:46.145	1:46.232	1:45.757
			11 - 20	1:45.095									
G14	Samuel Saudubray	10	1 - 10	2:02.273	1:49.302	1:48.534	1:47.623	1:46.387	1:46.633	1:47.443	2:01.865	3:07.791	1:45.261
			11 - 20										
7	Emile Litjens	11	1 - 10	1:58.491	1:52.083	1:51.397	1:50.616	1:49.775	1:51.367	1:47.388	1:48.235	1:47.581	1:52.497
			11 - 20	1:46.546									
131	Olivier Collet	11	1 - 10	2:09.485	1:52.508	1:49.449	1:48.617	1:48.142	1:48.819	1:47.298	2:03.706	2:09.020	1:47.731
			11 - 20										

**SUPERBIKE-IDM V8-Hockenheimring Finale**

MotorEvents GmbH

S-09-16, EMN 10-316, IMN 191-80

IDM Supermono - Qualifying 1

23 - 25 September 2016

Rundezeiten

Hockenheim Motorrad - 3692 mtr.

Nr.	Name	Rnd	Runde	Lap ..1	Lap ..2	Lap ..3	Lap ..4	Lap ..5	Lap ..6	Lap ..7	Lap ..8	Lap ..9	Lap ..0
			11 - 20	1:48.052									
74	Jeroen Vijeijke	11	1 - 10	1:58.348	1:52.496	1:50.608	1:49.232	1:49.408	1:48.087	1:48.142	1:49.324	1:48.047	1:47.572
			11 - 20	1:47.431									
11	Jordy Wolters	8	1 - 10	1:59.060	1:53.043	1:52.692	1:51.647	1:51.401	1:57.842	1:51.569	2:43.707		
17	Dirk Kappeller	6	1 - 10	2:02.309	1:54.983	1:53.198	1:55.309	1:51.630	2:02.472				

SUPERBIKE-IDM V8-Hockenheimring Finale

MotorEvents GmbH

S-09-16, EMN 10-316, IMN 191-80

IDM Supermono - Qualifying 1

23 - 25 September 2016

Rundezeiten

Hockenheim Motorrad - 3692 mtr.

Nr.	Name	Rnd	Runde	Lap ..1	Lap ..2	Lap ..3	Lap ..4	Lap ..5	Lap ..6	Lap ..7	Lap ..8	Lap ..9	Lap ..0
58	Lukas Wimmer	12	1 - 10	1:43.649	1:41.418	1:50.316	1:38.694	1:37.702	1:36.580	1:44.083	1:48.382	2:02.835	1:37.023
			11 - 20	1:35.861	1:35.468								
21	Jerry Bunt, van de	12	1 - 10	1:44.717	1:38.703	1:41.269	1:39.938	1:39.927	1:37.135	1:36.699	1:47.298	1:41.096	1:38.527
			11 - 20	1:38.713	1:38.316								
34	Ezequiel Iturrioz	12	1 - 10	1:45.462	1:40.713	1:38.564	1:38.073	1:38.252	1:37.590	1:37.106	1:46.141	1:48.823	1:37.407
			11 - 20	1:37.532	1:37.879								
G28	Arie Vos	12	1 - 10	1:59.323	1:47.860	1:39.508	1:38.926	1:42.898	1:40.580	1:45.751	1:47.607	1:38.199	1:38.236
			11 - 20	1:38.447	1:38.442								
2	Josef Frauenschuh	12	1 - 10	1:45.990	1:45.910	1:21.738	2:02.852	1:40.226	1:39.840	1:40.053	1:40.257	1:40.269	1:38.421
			11 - 20	1:43.651	1:38.886								
89	David Legalle	7	1 - 10	1:41.261	1:40.067	1:38.441	1:39.258	1:38.988	1:38.827	2:10.876			
			11 - 20										
118	Ryan van de Lagemaat	12	1 - 10	1:56.462	1:48.883	1:45.402	1:58.349	1:41.587	1:40.845	1:40.684	1:41.852	1:46.078	1:40.923
			11 - 20	1:39.771	1:40.134								
9	Robert Schotman	12	1 - 10	1:49.644	1:45.948	1:43.482	1:41.251	1:40.615	1:41.573	1:40.834	1:40.784	1:40.109	1:39.887
			11 - 20	1:46.344	1:39.914								
111	Mike Velthuisen	4	1 - 10	1:48.213	1:41.283	1:39.916	1:52.729						
			11 - 20										
96	Tycho Wedman	11	1 - 10	1:44.350	1:43.880	2:55.970	1:42.807	1:41.135	1:40.642	1:46.079	1:49.851	3:01.104	1:43.868
			11 - 20	1:42.254									
84	Bram Lambrechts	11	1 - 10	1:56.042	1:44.873	1:44.258	1:41.855	1:41.352	1:40.961	2:17.290	2:22.994	1:42.690	1:41.264
			11 - 20	1:41.455									
124	Djim Ulrich	8	1 - 10	1:48.385	5:06.953	1:47.568	3:35.712	1:42.463	1:42.698	1:41.160	1:41.078		
			11 - 20										
G37	Lutz Pfeifer	12	1 - 10	1:52.778	1:46.290	1:43.619	1:43.210	1:43.282	1:43.304	1:42.890	1:42.714	1:42.073	1:42.389
			11 - 20	1:41.994	1:43.387								
35	Allard Kerkhoven	12	1 - 10	1:53.063	1:46.799	1:43.854	1:43.289	1:43.103	1:44.190	1:43.763	1:42.936	1:42.748	1:42.560
			11 - 20	1:42.570	1:42.338								
113	Johann Flammann	10	1 - 10	1:56.850	1:46.385	1:43.746	1:43.894	1:42.717	1:43.995	1:51.510	3:15.867	1:42.598	1:42.902
			11 - 20										
44	Justus Weinke	9	1 - 10	1:55.141	1:46.689	1:43.740	1:43.613	1:43.860	1:42.995	1:44.715	1:45.959	1:54.472	
			11 - 20										
18	Libor Kamenicky	11	1 - 10	1:58.419	1:46.508	1:43.855	1:44.010	1:59.938	2:39.475	1:43.307	1:43.342	2:03.800	1:44.816
			11 - 20	1:45.369									
5	Johann Karl	7	1 - 10	1:54.905	1:47.055	1:44.011	1:44.268	1:44.009	1:44.379	1:43.676			
			11 - 20										
8	Bruno Collin	9	1 - 10	2:02.632	1:47.145	1:46.355	1:44.801	1:45.038	1:45.621	1:46.204	1:48.627	1:58.101	
			11 - 20										
23	Dustin Gerken	11	1 - 10	1:56.544	1:51.708	1:48.868	1:47.424	1:47.727	1:47.156	1:46.786	1:46.145	1:46.232	1:45.757
			11 - 20	1:45.095									
G14	Samuel Saudubray	10	1 - 10	2:02.273	1:49.302	1:48.534	1:47.623	1:46.387	1:46.633	1:47.443	2:01.865	3:07.791	1:45.261
			11 - 20										
7	Emile Litjens	11	1 - 10	1:58.491	1:52.083	1:51.397	1:50.616	1:49.775	1:51.367	1:47.388	1:48.235	1:47.581	1:52.497
			11 - 20	1:46.546									
131	Olivier Collet	11	1 - 10	2:09.485	1:52.508	1:49.449	1:48.617	1:48.142	1:48.819	1:47.298	2:03.706	2:09.020	1:47.731
			11 - 20										

**SUPERBIKE-IDM V8-Hockenheimring Finale**

MotorEvents GmbH

S-09-16, EMN 10-316, IMN 191-80

IDM Supermono - Qualifying 1

23 - 25 September 2016

Rundezeiten

Hockenheim Motorrad - 3692 mtr.

Nr.	Name	Rnd	Runde	Lap ..1	Lap ..2	Lap ..3	Lap ..4	Lap ..5	Lap ..6	Lap ..7	Lap ..8	Lap ..9	Lap ..0
			11 - 20	1:48.052									
74	Jeroen Vijeijke	11	1 - 10	1:58.348	1:52.496	1:50.608	1:49.232	1:49.408	1:48.087	1:48.142	1:49.324	1:48.047	1:47.572
			11 - 20	1:47.431									
11	Jordy Wolters	8	1 - 10	1:59.060	1:53.043	1:52.692	1:51.647	1:51.401	1:57.842	1:51.569	2:43.707		
17	Dirk Kappeller	6	1 - 10	2:02.309	1:54.983	1:53.198	1:55.309	1:51.630	2:02.472				

## SUPERBIKE-IDM V8-Hockenheimring Finale

MotorEvents GmbH

S-09-16, EMN 10-316, IMN 191-80

### IDM Supermono - Qualifying 1

23 - 25 September 2016

Hockenheim Motorrad - 3692 mtr.

Pl.	Nr.	Name / Team Name	Sector 1			Sector 2			Sector 3			Theoretischer Bestest	Bestzeit	In
			Zeit	.	pl.	Zeit	.	pl.	Zeit	.	pl.			
1	58	Lukas Wimmer (AUT)	24.960	12	2	34.831	12	1	35.677	12	1	1:35.468	1:35.468	12
2	21	Jerry Bunt, van de (NED)	24.954	7	1	35.450	7	3	36.295	7	2	1:36.699	1:36.699	7
3	34	Ezequiel Iturrioz (GER)	25.168	8	3	35.429	7	2	36.314	7	3	1:36.911	1:37.106	7
4	G28	Arie Vos (NED)	25.446	10	5	35.880	9	6	36.502	12	4	1:37.828	1:38.199	9
5	2	Josef Frauenschuh (AUT)	25.755	8	6	35.752	10	4	36.873	10	6	1:38.380	1:38.421	10
6	89	David Legalle (FRA)	25.433	4	4	35.875	5	5	36.803	3	5	1:38.111	1:38.441	3
7	118	Ryan van de Lagemaat (NED)	25.759	12	7	36.429	11	8	37.504	11	8	1:39.692	1:39.771	11
8	9	Robert Schotman (NED)	25.823	12	8	36.436	10	9	37.367	12	7	1:39.626	1:39.887	10
9	111	Mike Velthuiszen (NED)	25.948	3	9	36.064	3	7	37.904	3	12	1:39.916	1:39.916	3
10	96	Tycho Wedman (NED)	26.175	5	10	36.591	6	10	37.787	6	11	1:40.553	1:40.642	6
11	84	Bram Lambrechts (BEL)	26.243	6	11	36.981	11	13	37.665	6	9	1:40.889	1:40.961	6
12	124	Djim Ulrich (NED)	26.549	7	13	36.635	7	11	37.766	8	10	1:40.950	1:41.078	8
13	G37	Lutz Pfeifer (GER)	26.512	9	12	37.170	9	15	37.975	12	13	1:41.657	1:41.994	11
14	35	Allard Kerkhoven (NED)	26.660	10	14	37.309	11	16	38.300	12	14	1:42.269	1:42.338	12
15	113	Johann Flammann (GER)	26.676	6	15	36.733	10	12	38.654	9	15	1:42.063	1:42.598	9
16	44	Justus Weinke (GER)	26.772	6	17	37.029	6	14	38.882	7	18	1:42.683	1:42.995	6
17	18	Libor Kamenicky (CZE)	26.691	8	16	37.484	7	17	39.097	7	20	1:43.272	1:43.307	7
18	5	Johann Karl (GER)	26.958	3	18	37.616	6	18	38.701	7	16	1:43.275	1:43.676	7
19	8	Bruno Collin (FRA)	27.427	5	19	37.890	5	19	38.880	6	17	1:44.197	1:44.801	4
20	23	Dustin Gerken (GER)	27.492	11	20	38.512	9	21	38.968	11	19	1:44.972	1:45.095	11
21	G14	Samuel Saudubray (FRA)	27.971	10	24	38.144	10	20	39.146	10	21	1:45.261	1:45.261	10
22	7	Emile Litjens (NED)	27.672	11	22	38.728	11	22	40.146	11	23	1:46.546	1:46.546	11
23	131	Olivier Collet (FRA)	27.654	8	21	38.946	10	24	39.928	7	22	1:46.528	1:47.298	7
24	74	Jeroen Vijfeijke (NED)	27.852	10	23	38.749	10	23	40.383	11	24	1:46.984	1:47.431	11
25	11	Jordy Wolters (NED)	28.926	6	25	38.975	7	25	42.862	4	26	1:50.763	1:51.401	5
26	17	Dirk Kappeller (GER)	28.970	5	26	40.012	4	26	42.188	5	25	1:51.170	1:51.630	5

## SUPERBIKE-IDM V8-Hockenheimring Finale

MotorEvents GmbH

S-09-16, EMN 10-316, IMN 191-80

### IDM Supermono - Qualifying 1

23 - 25 September 2016

Hockenheim Motorrad - 3692 mtr.

Pl.	Nr.	Name / Team Name	Sector 1			Sector 2			Sector 3			Theoretischer Bestest	Bestzeit	In
			Zeit	.	pl.	Zeit	.	pl.	Zeit	.	pl.			
1	58	Lukas Wimmer (AUT)	24.960	12	2	34.831	12	1	35.677	12	1	1:35.468	1:35.468	12
2	21	Jerry Bunt, van de (NED)	24.954	7	1	35.450	7	3	36.295	7	2	1:36.699	1:36.699	7
3	34	Ezequiel Iturrioz (GER)	25.168	8	3	35.429	7	2	36.314	7	3	1:36.911	1:37.106	7
4	G28	Arie Vos (NED)	25.446	10	5	35.880	9	6	36.502	12	4	1:37.828	1:38.199	9
5	2	Josef Frauenschuh (AUT)	25.755	8	6	35.752	10	4	36.873	10	6	1:38.380	1:38.421	10
6	89	David Legalle (FRA)	25.433	4	4	35.875	5	5	36.803	3	5	1:38.111	1:38.441	3
7	118	Ryan van de Lagemaat (NED)	25.759	12	7	36.429	11	8	37.504	11	8	1:39.692	1:39.771	11
8	9	Robert Schotman (NED)	25.823	12	8	36.436	10	9	37.367	12	7	1:39.626	1:39.887	10
9	111	Mike Velthuiszen (NED)	25.948	3	9	36.064	3	7	37.904	3	12	1:39.916	1:39.916	3
10	96	Tycho Wedman (NED)	26.175	5	10	36.591	6	10	37.787	6	11	1:40.553	1:40.642	6
11	84	Bram Lambrechts (BEL)	26.243	6	11	36.981	11	13	37.665	6	9	1:40.889	1:40.961	6
12	124	Djim Ulrich (NED)	26.549	7	13	36.635	7	11	37.766	8	10	1:40.950	1:41.078	8
13	G37	Lutz Pfeifer (GER)	26.512	9	12	37.170	9	15	37.975	12	13	1:41.657	1:41.994	11
14	35	Allard Kerkhoven (NED)	26.660	10	14	37.309	11	16	38.300	12	14	1:42.269	1:42.338	12
15	113	Johann Flammann (GER)	26.676	6	15	36.733	10	12	38.654	9	15	1:42.063	1:42.598	9
16	44	Justus Weinke (GER)	26.772	6	17	37.029	6	14	38.882	7	18	1:42.683	1:42.995	6
17	18	Libor Kamenicky (CZE)	26.691	8	16	37.484	7	17	39.097	7	20	1:43.272	1:43.307	7
18	5	Johann Karl (GER)	26.958	3	18	37.616	6	18	38.701	7	16	1:43.275	1:43.676	7
19	8	Bruno Collin (FRA)	27.427	5	19	37.890	5	19	38.880	6	17	1:44.197	1:44.801	4
20	23	Dustin Gerken (GER)	27.492	11	20	38.512	9	21	38.968	11	19	1:44.972	1:45.095	11
21	G14	Samuel Saudubray (FRA)	27.971	10	24	38.144	10	20	39.146	10	21	1:45.261	1:45.261	10
22	7	Emile Litjens (NED)	27.672	11	22	38.728	11	22	40.146	11	23	1:46.546	1:46.546	11
23	131	Olivier Collet (FRA)	27.654	8	21	38.946	10	24	39.928	7	22	1:46.528	1:47.298	7
24	74	Jeroen Vijfeijke (NED)	27.852	10	23	38.749	10	23	40.383	11	24	1:46.984	1:47.431	11
25	11	Jordy Wolters (NED)	28.926	6	25	38.975	7	25	42.862	4	26	1:50.763	1:51.401	5
26	17	Dirk Kappeller (GER)	28.970	5	26	40.012	4	26	42.188	5	25	1:51.170	1:51.630	5

**SUPERBIKE-IDM V8-Hockenheimring Finale**

MotorEvents GmbH

S-09-16, EMN 10-316, IMN 191-80

IDM Supermono - Qualifying 1

23 - 25 September 2016

Runden und Sektoren Zeiten

Hockenheim Motorrad - 3692 mtr.

2 Josef Frauenschuh (AUT)								KTM-JF-Supermono												
lap	Sect-1	Speed	Sect-2	Speed	Sect-3	Speed	TopSpeed	laptime	pit	lap	Sect-1	Speed	Sect-2	Speed	Sect-3	Speed	Topspeed	laptime	pit	
1	Out	119.9	39.371	175.0	41.551	189.8		1:45.990		7	26.107	133.7	36.109	<u>186.2</u>	37.837	195.3			1:40.053	
2	27.545	126.9	38.126	183.7	40.239	194.2		1:45.910		8	<u>25.755</u>	133.2	36.137	184.9	38.365	197.4			1:40.257	
3	26.782	129.8	36.964	183.7				1:21.738		9	26.582	136.7	36.262	184.9	37.425	197.1			1:40.269	
4		135.7	36.662	184.0	38.241	197.1		2:02.852 P		10	25.796	140.6	<u>35.752</u>	184.9	<u>36.873</u>	196.4			<u>1:38.421</u>	
5	26.011	132.7	36.355	<u>186.2</u>	37.860	194.2		1:40.226		11	25.770	<u>144.2</u>	40.461	184.6	37.420	194.2			1:43.651	
6	26.135	144.0	35.842	184.6	37.863	191.5		1:39.840		12	25.791	134.2	36.165	182.1	36.930	<u>200.4</u>			1:38.886	

5 Johann Karl (GER)								KTM-JK01												
lap	Sect-1	Speed	Sect-2	Speed	Sect-3	Speed	TopSpeed	laptime	pit	lap	Sect-1	Speed	Sect-2	Speed	Sect-3	Speed	Topspeed	laptime	pit	
1	Out	113.8	43.145	159.5	40.458	170.1		1:54.905		5	26.987	136.0	37.927	165.9	39.095	174.8			1:44.009	
2	28.347	121.8	39.143	165.9	39.565	175.3		1:47.055		6	27.146	135.7	<u>37.616</u>	<u>170.9</u>	39.617	175.3			1:44.379	
3	<u>26.958</u>	132.4	38.170	168.8	38.883	174.8		1:44.011		7	27.258	133.3	37.717	169.0	<u>38.701</u>	<u>175.6</u>			<u>1:43.676</u>	
4	27.199	<u>138.5</u>	37.907	166.7	39.162	174.5		1:44.268		8										

7 Emile Litjens (NED)								KTM 690 Duke												
lap	Sect-1	Speed	Sect-2	Speed	Sect-3	Speed	TopSpeed	laptime	pit	lap	Sect-1	Speed	Sect-2	Speed	Sect-3	Speed	Topspeed	laptime	pit	
1	Out	112.4	44.510	156.3	44.003	166.9		1:58.491		7	28.004	130.0	38.996	<u>165.9</u>	40.388	169.3			1:47.388	
2	29.057	130.8	40.813	162.2	42.213	170.3		1:52.083		8	28.336	127.4	39.172	161.9	40.727	169.5			1:48.235	
3	28.963	128.4	40.585	160.5	41.849	168.2		1:51.397		9	27.698	127.4	39.354	160.2	40.529	170.6			1:47.581	
4	29.064	127.1	40.099	158.6	41.453	171.7		1:50.616		10	27.821	<u>131.5</u>	38.941	163.1	45.735	170.1			1:52.497	
5	28.239	130.4	40.222	161.2	41.314	168.8		1:49.775		11	<u>27.672</u>	130.9	<u>38.728</u>	162.9	<u>40.146</u>	171.2			<u>1:46.546</u>	
6	29.493	102.1	40.438	165.4	41.436	<u>172.0</u>		1:51.367		12										

8 Bruno Collin (FRA)								450 RS TVX												
lap	Sect-1	Speed	Sect-2	Speed	Sect-3	Speed	TopSpeed	laptime	pit	lap	Sect-1	Speed	Sect-2	Speed	Sect-3	Speed	Topspeed	laptime	pit	
1	Out	107.8	45.875	148.8	43.372	160.0		2:02.632		6	28.195	133.2	38.546	159.5	<u>38.880</u>	170.3			1:45.621	
2	28.629	126.8	38.475	160.2	40.041	170.6		1:47.145		7	27.970	125.3	38.662	159.3	39.572	165.6			1:46.204	
3	27.911	111.6	38.872	162.7	39.572	171.4		1:46.355		8	28.245	124.9	39.677	154.3	40.705	158.1			1:48.627	
4	27.440	130.4	38.202	<u>162.9</u>	39.159	<u>171.7</u>		<u>1:44.801</u>		9	28.929	125.9	39.345	159.8					1:58.101	
5	<u>27.427</u>	<u>137.4</u>	<u>37.890</u>	161.9	39.721	169.8		1:45.038		10										

9 Robert Schotman (NED)								KTM 690 Duke												
lap	Sect-1	Speed	Sect-2	Speed	Sect-3	Speed	TopSpeed	laptime	pit	lap	Sect-1	Speed	Sect-2	Speed	Sect-3	Speed	Topspeed	laptime	pit	
1	Out	120.7	41.355	163.6	40.465	177.6		1:49.644		7	26.358	139.4	36.880	169.0	37.596	178.8			1:40.834	
2	27.304	133.7	39.332	153.4	39.312	179.1		1:45.948		8	26.323	142.5	36.813	168.8	37.648	178.2			1:40.784	
3	26.910	137.9	37.155	171.7	39.417	<u>183.1</u>		1:43.482		9	25.955	144.2	36.691	170.3	37.463	178.8			1:40.109	
4	26.363	137.6	36.836	<u>172.0</u>	38.052	180.0		1:41.251		10	26.080	144.2	<u>36.436</u>	169.8	37.371	179.4			<u>1:39.887</u>	
5	26.217	136.4	36.940	171.4	37.458	180.9		1:40.615		11	28.502	102.1	40.078	171.7	37.764	180.3			1:46.344	
6	26.787	<u>145.2</u>	36.925	169.0	37.861	178.5		1:41.573		12	<u>25.823</u>	141.0	36.724	170.9	<u>37.367</u>	178.2			1:39.914	

11 Jordy Wolters (NED)								Yamaha HRT 740												
lap	Sect-1	Speed	Sect-2	Speed	Sect-3	Speed	TopSpeed	laptime	pit	lap	Sect-1	Speed	Sect-2	Speed	Sect-3	Speed	Topspeed	laptime	pit	
1	Out	120.9	42.176	165.4	44.149	173.9		1:59.060		5	28.949	128.6	39.338	166.7	43.114	175.3			<u>1:51.401</u>	
2	29.143	132.0	40.334	166.9	43.566	175.6		1:53.043		6	<u>28.926</u>	<u>135.2</u>	45.553	<u>167.4</u>	43.363	<u>176.5</u>			1:57.842	
3	29.027	130.9	40.271	166.9	43.394	175.3		1:52.692		7	29.271	132.0	<u>38.975</u>	161.9	43.323	174.8			1:51.569	
4	29.073	132.0	39.712	165.6	<u>42.862</u>	174.2		1:51.647		8	30.065	129.5	1:18.792	157.7					2:43.707	

17 Dirk Kappeller (GER)								HKR EVO2												
lap	Sect-1	Speed	Sect-2	Speed	Sect-3	Speed	TopSpeed	laptime	pit	lap	Sect-1	Speed	Sect-2	Speed	Sect-3	Speed	Topspeed	laptime	pit	
1	Out	114.6	44.126	156.7	44.565	165.6		2:02.309		4	32.881	125.9	<u>40.012</u>	<u>161.7</u>	42.416	172.5			1:55.309	
2	30.005	129.5	41.191	161.0	43.787	163.9		1:54.983		5	<u>28.970</u>	121.3	40.472	159.5	<u>42.188</u>	<u>172.8</u>			<u>1:51.630</u>	
3	29.935	128.1	40.405	159.3	42.858	165.9		1:53.198		6	29.577	<u>131.1</u>	41.223	158.8					2:02.472	

18 Libor Kamenicky (CZE)								Mali Ahra 800												
lap	Sect-1	Speed	Sect-2	Speed	Sect-3	Speed	TopSpeed	laptime	pit	lap	Sect-1	Speed	Sect-2	Speed	Sect-3	Speed	Topspeed	laptime	pit	
1	Out	115.4	42.143	165.9	42.422	176.2		1:58.419		7	26.726	<u>137.8</u>	<u>37.484</u>	172.5	<u>39.097</u>	181.5			<u>1:43.307</u>	
2	27.553	130.8	38.194	168.5	40.761	181.8		1:46.508		8	<u>26.691</u>	135.0	37.502	172.5	39.149	182.4			1:43.342	
3	27.053	136.9	37.552	<u>173.4</u>	39.250	<u>183.4</u>		1:43.855		9	31.344	100.0	50.822	123.0	41.634	168.2			2:03.800	
4	26.715	137.2	37.798	170.6	39.497	181.5		1:44.010		10	27.631	132.4	38.019	172.2	39.166	181.5			1:44.816	
5	28.580	125.6	41.814	144.0				1:59.938		11	27.972	130.8	38.206	172.2	39.191	179.7			1:45.369	
6	Out	132.4	38.356	169.5	39.464	182.1		2:39.475 P		12										

SUPERBIKE-IDM V8-Hockenheimring Finale

MotorEvents GmbH

S-09-16, EMN 10-316, IMN 191-80

IDM Supermono - Qualifying 1

23 - 25 September 2016

Runden und Sektoren Zeiten

Hockenheim Motorrad - 3692 mtr.

21 Jerry Bunt, van de (NED)										Happeck Rotax 449										
lap	Sect-1	Speed	Sect-2	Speed	Sect-3	Speed	TopSpeed	laptime	pit	lap	Sect-1	Speed	Sect-2	Speed	Sect-3	Speed	Topspeed	laptime	pit	
1	Out	130.0	40.098	169.3	38.338	183.1		1:44.717		7	<u>24.954</u>	139.9	<u>35.450</u>	177.3	<u>36.295</u>	187.8			1:36.699	
2	25.646	135.7	36.165	177.3	36.892	187.5		1:38.703		8	28.913	118.6	39.233	174.2	39.152	187.5			1:47.298	
3	25.263	140.4	36.376	176.2	39.630	186.5		1:41.269		9	26.602	138.3	37.770	178.2	36.724	188.8			1:41.096	
4	26.173	138.5	36.733	177.3	37.032	187.2		1:39.938		10	25.533	142.3	36.191	179.1	36.803	<u>190.5</u>			1:38.527	
5	25.169	139.9	36.669	177.9	38.089	187.8		1:39.927		11	25.749	141.9	35.648	<u>180.9</u>	37.316	190.1			1:38.713	
6	25.370	140.3	35.468	178.5	36.297	187.5		1:37.135		12	25.084	<u>145.7</u>	36.460	172.5	36.772	188.5			1:38.316	

23 Dustin Gerken (GER)										HKR EVO2										
lap	Sect-1	Speed	Sect-2	Speed	Sect-3	Speed	TopSpeed	laptime	pit	lap	Sect-1	Speed	Sect-2	Speed	Sect-3	Speed	Topspeed	laptime	pit	
1	Out	107.9	43.327	164.1	43.666	178.5		1:56.544		7	28.013	124.1	39.243	<u>172.5</u>	39.530	173.1			1:46.786	
2	29.282	128.3	40.652	170.9	41.774	180.9		1:51.708		8	27.595	125.9	38.722	171.2	39.828	179.7			1:46.145	
3	28.887	122.9	39.820	171.4	40.161	174.5		1:48.868		9	28.033	126.8	<u>38.512</u>	171.4	39.687	180.9			1:46.232	
4	28.445	127.2	39.036	171.4	39.943	182.4		1:47.424		10	27.583	125.3	38.719	154.7	39.455	182.1			1:45.757	
5	27.871	123.1	39.504	169.8	40.352	181.5		1:47.727		11	<u>27.492</u>	128.3	38.635	170.9	<u>38.968</u>	<u>183.1</u>			1:45.095	
6	27.848	<u>128.7</u>	38.620	172.2	40.688	181.5		1:47.156		12										

34 Ezequiel Iturrioz (GER)										HKR EVO2 R										
lap	Sect-1	Speed	Sect-2	Speed	Sect-3	Speed	TopSpeed	laptime	pit	lap	Sect-1	Speed	Sect-2	Speed	Sect-3	Speed	Topspeed	laptime	pit	
1	Out	129.7	39.945	166.9	40.127	177.3		1:45.462		7	25.363	148.4	<u>35.429</u>	173.9	<u>36.314</u>	182.4			1:37.106	
2	26.482	139.7	36.749	171.4	37.482	177.6		1:40.713		8	<u>25.168</u>	148.8	35.535	173.4	45.438	162.2			1:46.141	
3	25.780	148.1	35.753	174.2	37.031	180.9		1:38.564		9	30.931	129.5	39.419	166.4	38.473	181.8			1:48.823	
4	25.512	147.5	35.553	<u>174.5</u>	37.008	182.7		1:38.073		10	25.283	148.1	35.566	170.9	36.558	183.7			1:37.407	
5	25.204	149.4	35.927	174.2	37.121	<u>184.0</u>		1:38.252		11	25.294	<u>150.2</u>	35.538	169.0	36.700	<u>184.0</u>			1:37.532	
6	25.265	149.4	35.678	171.4	36.647	183.4		1:37.590		12	25.233	149.2	35.613	<u>174.5</u>	37.033	179.7			1:37.879	

35 Allard Kerkhoven (NED)										KTM 690 Duke										
lap	Sect-1	Speed	Sect-2	Speed	Sect-3	Speed	TopSpeed	laptime	pit	lap	Sect-1	Speed	Sect-2	Speed	Sect-3	Speed	Topspeed	laptime	pit	
1	Out	117.1	43.064	157.9	41.899	170.3		1:53.063		7	27.454	142.5	37.723	165.4	38.586	174.5			1:43.763	
2	28.158	132.2	39.036	166.2	39.605	174.8		1:46.799		8	26.858	140.8	37.731	166.7	38.347	<u>175.0</u>			1:42.936	
3	27.130	139.2	37.999	167.2	38.725	<u>175.0</u>		1:43.854		9	26.707	142.5	37.590	167.2	38.451	173.9			1:42.748	
4	26.894	141.0	37.844	166.7	38.551	174.2		1:43.289		10	<u>26.660</u>	<u>143.2</u>	37.415	<u>168.0</u>	38.485	174.2			1:42.560	
5	26.761	141.5	37.702	167.2	38.640	<u>175.0</u>		1:43.103		11	26.909	141.0	<u>37.309</u>	166.9	38.352	173.9			1:42.570	
6	26.763	140.8	37.774	164.9	39.653	<u>175.0</u>		1:44.190		12	26.669	142.1	37.369	<u>168.0</u>	<u>38.300</u>	173.6			1:42.338	

44 Justus Weinke (GER)										HKR EVO2 R										
lap	Sect-1	Speed	Sect-2	Speed	Sect-3	Speed	TopSpeed	laptime	pit	lap	Sect-1	Speed	Sect-2	Speed	Sect-3	Speed	Topspeed	laptime	pit	
1	Out	115.5	42.348	159.8	43.018	172.8		1:55.141		6	<u>26.772</u>	<u>135.8</u>	<u>37.029</u>	<u>173.9</u>	39.194	181.8			1:42.995	
2	28.133	129.5	38.225	169.0	40.331	177.3		1:46.689		7	28.177	130.6	37.656	169.5	<u>38.882</u>	180.6			1:44.715	
3	27.197	134.3	37.427	170.9	39.116	180.9		1:43.740		8	27.540	130.1	38.340	167.4	40.079	174.8			1:45.959	
4	27.031	134.3	37.428	170.9	39.154	180.9		1:43.613		9	28.019	130.9	39.194	166.7					1:54.472	
5	26.933	133.8	38.044	172.5	38.883	180.3		1:43.860		10										

58 Lukas Wimmer (AUT)										HKR EVO2 R										
lap	Sect-1	Speed	Sect-2	Speed	Sect-3	Speed	TopSpeed	laptime	pit	lap	Sect-1	Speed	Sect-2	Speed	Sect-3	Speed	Topspeed	laptime	pit	
1	Out	123.3	38.665	172.5	39.481	181.5		1:43.649		7	25.372	146.1	42.297	177.9	36.414	187.2			1:44.083	
2	26.727	147.3	36.728	174.2	37.963	184.3		1:41.418		8	27.483	120.1	39.150	172.0					1:48.382	
3	25.871	143.8	44.582	161.2	39.863	185.2		1:50.316		9	Out	139.7	36.414	175.3	36.914	186.2			2:02.835	P
4	25.663	149.8	35.750	175.6	37.281	184.0		1:38.694		10	25.346	<u>153.4</u>	35.189	175.9	36.488	186.5			1:37.023	
5	25.182	149.8	35.826	174.8	36.694	186.2		1:37.702		11	24.969	152.5	34.936	178.5	35.956	185.9			1:35.861	
6	25.246	152.1	35.135	177.9	36.199	<u>190.8</u>		1:36.580		12	<u>24.960</u>	153.2	<u>34.831</u>	<u>178.8</u>	<u>35.677</u>	188.5			1:35.468	

74 Jeroen Vijfeijke (NED)										KTM 690 Duke										
lap	Sect-1	Speed	Sect-2	Speed	Sect-3	Speed	TopSpeed	laptime	pit	lap	Sect-1	Speed	Sect-2	Speed	Sect-3	Speed	Topspeed	laptime	pit	
1	Out	110.4	44.648	154.5	45.267	162.7		1:58.348		7	28.320	133.0	39.081	161.9	40.741	170.1			1:48.142	
2	29.236	130.8	40.454	158.6	42.806	166.2		1:52.496		8	28.985	134.5	39.356	161.4	40.983	169.8			1:49.324	
3	28.489	135.7	39.930	160.7	42.189	166.7		1:50.608		9	28.085	135.8	39.222	161.7	40.740	<u>171.7</u>			1:48.047	
4	28.504	133.8	39.272	159.8	41.456	169.3		1:49.232		10	<u>27.852</u>	<u>137.8</u>	<u>38.749</u>	<u>162.9</u>	40.971	169.0			1:47.572	
5	28.322	135.5	39.646	160.2	41.440	169.3		1:49.408		11	28.218	135.0	38.830	<u>162.9</u>	<u>40.383</u>	170.6			1:47.431	
6	28.029	132.7	39.030	161.4	41.028	167.2		1:48.087		12										



**SUPERBIKE-IDM V8-Hockenheimring Finale**

MotorEvents GmbH

S-09-16, EMN 10-316, IMN 191-80

IDM Supermono - Qualifying 1

23 - 25 September 2016

Runden und Sektoren Zeiten

Hockenheim Motorrad - 3692 mtr.

84 Bram Lambrechts (BEL)								KTM 690 Duke												
lap	Sect-1	Speed	Sect-2	Speed	Sect-3	Speed	TopSpeed	laptime	pit	lap	Sect-1	Speed	Sect-2	Speed	Sect-3	Speed	Topspeed	laptime	pit	
1	Out	98.5	44.451	153.6	42.899	172.0		1:56.042		7	30.001	136.4	40.752	160.5						2:17.290
2	27.772	132.5	38.739	162.4	38.362	176.2		1:44.873		8	Out	141.9	37.416	168.8	37.830	177.0				2:22.994 P
3	26.954	139.9	37.717	166.4	39.587	173.9		1:44.258		9	26.575	141.2	37.134	167.7	38.981	175.3				1:42.690
4	26.492	142.5	37.391	168.0	37.972	175.9		1:41.855		10	26.364	143.2	37.008	169.3	37.892	175.9				1:41.264
5	26.479	143.6	37.120	167.4	37.753	177.3		1:41.352		11	26.677	144.4	<u>36.981</u>	<u>171.2</u>	37.797	177.9				1:41.455
6	<u>26.243</u>	143.6	37.053	169.0	<u>37.665</u>	<u>179.4</u>		<u>1:40.961</u>		12										

89 David Legalle (FRA)								J2L BMW/Pami												
lap	Sect-1	Speed	Sect-2	Speed	Sect-3	Speed	TopSpeed	laptime	pit	lap	Sect-1	Speed	Sect-2	Speed	Sect-3	Speed	Topspeed	laptime	pit	
1	Out	129.2	37.840	170.1	38.266	184.6		1:41.261		5	25.685	135.8	<u>35.875</u>	175.3	37.428	185.9				1:38.988
2	26.440	134.2	36.540	172.2	37.087	186.2		1:40.067		6	25.665	130.8	36.167	174.8	36.995	182.4				1:38.827
3	25.762	131.5	35.876	177.0	<u>36.803</u>	<u>187.5</u>		<u>1:38.441</u>		7	31.158	119.7	44.982	102.2						2:10.876
4	<u>25.433</u>	<u>141.0</u>	36.487	<u>179.1</u>	37.338	186.2		1:39.258		8										

96 Tycho Wedman (NED)								HKR EVO2 R												
lap	Sect-1	Speed	Sect-2	Speed	Sect-3	Speed	TopSpeed	laptime	pit	lap	Sect-1	Speed	Sect-2	Speed	Sect-3	Speed	Topspeed	laptime	pit	
1	Out	117.5	39.003	165.9	39.755	178.2		1:44.350		7	26.191	144.2	39.172	157.7	40.716	185.2				1:46.079
2	27.297	135.3	37.938	172.0	38.645	182.4		1:43.880		8	26.192	143.0	38.310	145.2						1:49.851
3	26.557	139.0	37.054	174.5	1:52.359	168.5		2:55.970		9	Out	135.8	38.163	173.9	38.754	178.8				3:01.104 P
4	27.344	138.1	37.259	175.0	38.204	184.9		1:42.807		10	26.744	139.7	38.173	135.7	38.951	183.1				1:43.868
5	<u>26.175</u>	<u>144.8</u>	36.919	175.6	38.041	185.6		1:41.135		11	26.619	140.1	37.244	174.8	38.391	182.7				1:42.254
6	26.264	139.9	<u>36.591</u>	<u>176.5</u>	<u>37.787</u>	<u>186.9</u>		<u>1:40.642</u>		12										

111 Mike Velthuisen (NED)								TZM 250 MVS Yamaha												
lap	Sect-1	Speed	Sect-2	Speed	Sect-3	Speed	TopSpeed	laptime	pit	lap	Sect-1	Speed	Sect-2	Speed	Sect-3	Speed	Topspeed	laptime	pit	
1	Out	118.6	40.782	172.5	39.646	185.6		1:48.213		3	<u>25.948</u>	<u>141.2</u>	<u>36.064</u>	176.2	<u>37.904</u>	185.2				1:39.916
2	26.562	137.9	36.691	<u>176.8</u>	38.030	<u>186.2</u>		1:41.283		4	26.307	134.2	37.240	168.2						1:52.729

113 Johann Flammann (GER)								HKR EVO2 R												
lap	Sect-1	Speed	Sect-2	Speed	Sect-3	Speed	TopSpeed	laptime	pit	lap	Sect-1	Speed	Sect-2	Speed	Sect-3	Speed	Topspeed	laptime	pit	
1	Out	115.0	42.610	159.8	42.905	164.6		1:56.850		6	<u>26.676</u>	140.6	38.282	<u>173.1</u>	39.037	180.9				1:43.995
2	28.104	135.8	38.000	168.8	40.281	175.9		1:46.385		7	28.131	137.8	38.002	168.0						1:51.510
3	27.544	132.4	37.337	172.5	38.865	<u>183.7</u>		1:43.746		8	Out	99.6	41.358	168.2	39.175	179.7				3:15.867 P
4	27.278	136.9	37.304	172.8	39.312	182.7		1:43.894		9	26.766	138.5	37.178	171.4	<u>38.654</u>	178.5				1:42.598
5	26.844	140.3	37.164	172.0	38.709	180.3		1:42.717		10	26.807	<u>140.8</u>	<u>36.733</u>	172.5	39.362	179.7				1:42.902

118 Ryan van de Lagemaat (NED)								KTM 690 Duke												
lap	Sect-1	Speed	Sect-2	Speed	Sect-3	Speed	TopSpeed	laptime	pit	lap	Sect-1	Speed	Sect-2	Speed	Sect-3	Speed	Topspeed	laptime	pit	
1	Out	107.6	43.927	161.7	43.208	176.8		1:56.462		7	26.210	145.7	36.588	174.8	37.886	180.9				1:40.684
2	28.326	133.0	39.960	156.3	40.597	178.8		1:48.883		8	26.221	144.8	37.340	168.8	38.291	179.1				1:41.852
3	27.513	137.2	38.419	169.5	39.470	180.0		1:45.402		9	26.095	146.7	39.419	133.8	40.564	180.9				1:46.078
4	26.544	143.0	52.370	136.4	39.435	180.6		1:58.349		10	26.271	142.9	36.927	171.4	37.725	<u>184.9</u>				1:40.923
5	26.425	145.2	36.883	173.4	38.279	182.4		1:41.587		11	25.838	147.7	<u>36.429</u>	172.2	<u>37.504</u>	182.4				<u>1:39.771</u>
6	26.362	144.2	36.756	173.4	37.727	183.4		1:40.845		12	<u>25.759</u>	<u>149.4</u>	36.703	<u>176.2</u>	37.672	181.8				1:40.134

124 Djim Ulrich (NED)								KTM 690 Duke												
lap	Sect-1	Speed	Sect-2	Speed	Sect-3	Speed	TopSpeed	laptime	pit	lap	Sect-1	Speed	Sect-2	Speed	Sect-3	Speed	Topspeed	laptime	pit	
1								1:48.385		5	26.936	138.6	37.075	166.4	38.452	171.7				1:42.463
2	3:47.848	139.0	38.808	114.3	40.297	174.8		5:06.953		6	27.399	122.6	37.522	<u>169.8</u>	37.777	<u>178.5</u>				1:42.698
3	27.305	134.3	38.109	165.6				1:47.568		7	<u>26.549</u>	<u>140.3</u>	<u>36.635</u>	<u>169.8</u>	37.976	175.3				1:41.160
4	Out	106.7	39.565	167.2	38.044	174.5		3:35.712 P		8	26.550	140.1	36.762	169.5	<u>37.766</u>	176.8				1:41.078

131 Olivier Collet (FRA)								KTM 690 Duke R												
lap	Sect-1	Speed	Sect-2	Speed	Sect-3	Speed	TopSpeed	laptime	pit	lap	Sect-1	Speed	Sect-2	Speed	Sect-3	Speed	Topspeed	laptime	pit	
1	Out	103.6	47.320	133.7	48.199	159.1		2:09.485		7	28.250	127.2	39.120	<u>160.7</u>	<u>39.928</u>	167.4				1:47.298
2	30.434	121.8	40.862	154.5	41.212	165.4		1:52.508		8	<u>27.654</u>	130.1	41.100	121.5	54.952	167.7				2:03.706
3	28.717	123.9	39.965	155.6	40.767	167.2		1:49.449		9	28.142	126.6	44.203	87.6	56.675	166.2				2:09.020
4	28.041	129.5	39.589	158.6	40.987	167.4		1:48.617		10	28.367	128.0	<u>38.946</u>	160.0	40.418	166.4				1:47.731
5	28.092	128.0	39.404	157.2	40.646	166.7		1:48.142		11	28.081	125.3	39.580	160.0	40.391	<u>168.0</u>				1:48.052
6	28.165	125.0	39.818	155.6	40.836	166.4		1:48.819		12										

## SUPERBIKE-IDM V8-Hockenheimring Finale

MotorEvents GmbH

S-09-16, EMN 10-316, IMN 191-80

IDM Supermono - Qualifying 1

23 - 25 September 2016

Runden und Sektoren Zeiten

Hockenheim Motorrad - 3692 mtr.

G14 Samuel Saudubray (FRA)									450 TVX										
lap	Sect-1	Speed	Sect-2	Speed	Sect-3	Speed	TopSpeed	laptime	pit	lap	Sect-1	Speed	Sect-2	Speed	Sect-3	Speed	Topspeed	laptime	pit
1	Out	110.2	43.510	153.6	43.285	169.8		2:02.273		6	28.202	128.7	38.559	161.7	39.872	171.4		1:46.633	
2	29.312	123.6	38.886	162.9	41.104	170.6		1:49.302		7	28.363	<u>130.9</u>	38.525	<u>164.4</u>	40.555	170.3		1:47.443	
3	28.663	123.0	39.013	162.2	40.858	170.9		1:48.534		8	30.210	125.1	40.606	152.5				2:01.865	
4	28.837	121.3	38.441	164.1	40.345	<u>172.5</u>		1:47.623		9	Out	127.1	39.861	157.7	40.649	169.8		3:07.791	P
5	28.319	126.9	38.181	163.4	39.887	171.2		1:46.387		10	<u>27.971</u>	128.1	<u>38.144</u>	159.5	<u>39.146</u>	171.2		1:45.261	

G28 Arie Vos (NED)									KTM 690 Duke										
lap	Sect-1	Speed	Sect-2	Speed	Sect-3	Speed	TopSpeed	laptime	pit	lap	Sect-1	Speed	Sect-2	Speed	Sect-3	Speed	Topspeed	laptime	pit
1	Out	125.0	51.022	161.0	40.821	173.9		1:59.323		7	26.401	138.8	36.427	166.2	42.923	<u>180.0</u>		1:45.751	
2	28.048	127.4	41.731	170.3	38.081	179.7		1:47.860		8	25.774	143.6	40.202	148.6	41.631	174.8		1:47.607	
3	25.926	141.9	36.583	169.3	36.999	177.3		1:39.508		9	25.751	145.2	<u>35.880</u>	171.4	36.568	177.6		<u>1:38.199</u>	
4	25.804	142.9	36.276	170.3	36.846	176.2		1:38.926		10	<u>25.446</u>	<u>145.9</u>	35.898	<u>172.2</u>	36.892	177.3		1:38.236	
5	27.317	139.5	36.960	160.2	38.621	172.5		1:42.898		11	25.634	144.6	36.209	170.1	36.604	176.2		1:38.447	
6	26.267	141.4	36.605	167.2	37.708	172.2		1:40.580		12	25.857	145.6	36.083	170.9	<u>36.502</u>	177.0		1:38.442	

G37 Lutz Pfeifer (GER)									Yamaha 450										
lap	Sect-1	Speed	Sect-2	Speed	Sect-3	Speed	TopSpeed	laptime	pit	lap	Sect-1	Speed	Sect-2	Speed	Sect-3	Speed	Topspeed	laptime	pit
1	Out	117.6	41.496	163.6	41.366	176.2		1:52.778		7	26.660	141.0	37.719	170.3	38.511	176.8		1:42.890	
2	27.590	132.7	38.935	158.1	39.765	176.8		1:46.290		8	26.652	136.7	37.567	168.8	38.495	175.6		1:42.714	
3	26.986	130.0	38.075	168.0	38.558	177.3		1:43.619		9	<u>26.512</u>	140.6	<u>37.170</u>	170.9	38.391	176.2		1:42.073	
4	26.831	139.4	37.745	168.2	38.634	177.3		1:43.210		10	26.654	<u>142.3</u>	37.411	169.5	38.324	179.4		1:42.389	
5	26.925	136.4	37.796	169.3	38.561	177.6		1:43.282		11	26.582	139.0	37.284	<u>172.0</u>	38.128	<u>180.6</u>		<u>1:41.994</u>	
6	26.974	136.7	37.644	165.9	38.686	177.0		1:43.304		12	27.319	130.1	38.093	170.3	<u>37.975</u>	178.8		1:43.387	

## SUPERBIKE-IDM V8-Hockenheimring Finale

MotorEvents GmbH

S-09-16, EMN 10-316, IMN 191-80

### IDM Supermono - Qualifying 1

23 - 25 September 2016

### Runden und Sektoren Zeiten

Hockenheim Motorrad - 3692 mtr.

2 Josef Frauenschuh (AUT)										KTM-JF-Supermono										
lap	Sect-1	Speed	Sect-2	Speed	Sect-3	Speed	TopSpeed	laptime	pit	lap	Sect-1	Speed	Sect-2	Speed	Sect-3	Speed	Topspeed	laptime	pit	
1	Out	119.9	39.371	175.0	41.551	189.8		1:45.990		7	26.107	133.7	36.109	<u>186.2</u>	37.837	195.3			1:40.053	
2	27.545	126.9	38.126	183.7	40.239	194.2		1:45.910		8	<u>25.755</u>	133.2	36.137	184.9	38.365	197.4			1:40.257	
3	26.782	129.8	36.964	183.7				1:21.738		9	26.582	136.7	36.262	184.9	37.425	197.1			1:40.269	
4		135.7	36.662	184.0	38.241	197.1		2:02.852 P		10	25.796	140.6	<u>35.752</u>	184.9	<u>36.873</u>	196.4			<u>1:38.421</u>	
5	26.011	132.7	36.355	<u>186.2</u>	37.860	194.2		1:40.226		11	25.770	<u>144.2</u>	40.461	184.6	37.420	194.2			1:43.651	
6	26.135	144.0	35.842	184.6	37.863	191.5		1:39.840		12	25.791	134.2	36.165	182.1	36.930	<u>200.4</u>			1:38.886	

5 Johann Karl (GER)										KTM-JK01										
lap	Sect-1	Speed	Sect-2	Speed	Sect-3	Speed	TopSpeed	laptime	pit	lap	Sect-1	Speed	Sect-2	Speed	Sect-3	Speed	Topspeed	laptime	pit	
1	Out	113.8	43.145	159.5	40.458	170.1		1:54.905		5	26.987	136.0	37.927	165.9	39.095	174.8			1:44.009	
2	28.347	121.8	39.143	165.9	39.565	175.3		1:47.055		6	27.146	135.7	<u>37.616</u>	<u>170.9</u>	39.617	175.3			1:44.379	
3	<u>26.958</u>	132.4	38.170	168.8	38.883	174.8		1:44.011		7	27.258	133.3	37.717	169.0	<u>38.701</u>	<u>175.6</u>			<u>1:43.676</u>	
4	27.199	<u>138.5</u>	37.907	166.7	39.162	174.5		1:44.268		8										

7 Emile Litjens (NED)										KTM 690 Duke										
lap	Sect-1	Speed	Sect-2	Speed	Sect-3	Speed	TopSpeed	laptime	pit	lap	Sect-1	Speed	Sect-2	Speed	Sect-3	Speed	Topspeed	laptime	pit	
1	Out	112.4	44.510	156.3	44.003	166.9		1:58.491		7	28.004	130.0	38.996	<u>165.9</u>	40.388	169.3			1:47.388	
2	29.057	130.8	40.813	162.2	42.213	170.3		1:52.083		8	28.336	127.4	39.172	161.9	40.727	169.5			1:48.235	
3	28.963	128.4	40.585	160.5	41.849	168.2		1:51.397		9	27.698	127.4	39.354	160.2	40.529	170.6			1:47.581	
4	29.064	127.1	40.099	158.6	41.453	171.7		1:50.616		10	27.821	<u>131.5</u>	38.941	163.1	45.735	170.1			1:52.497	
5	28.239	130.4	40.222	161.2	41.314	168.8		1:49.775		11	<u>27.672</u>	130.9	<u>38.728</u>	162.9	<u>40.146</u>	171.2			<u>1:46.546</u>	
6	29.493	102.1	40.438	165.4	41.436	<u>172.0</u>		1:51.367		12										

8 Bruno Collin (FRA)										450 RS TVX										
lap	Sect-1	Speed	Sect-2	Speed	Sect-3	Speed	TopSpeed	laptime	pit	lap	Sect-1	Speed	Sect-2	Speed	Sect-3	Speed	Topspeed	laptime	pit	
1	Out	107.8	45.875	148.8	43.372	160.0		2:02.632		6	28.195	133.2	38.546	159.5	<u>38.880</u>	170.3			1:45.621	
2	28.629	126.8	38.475	160.2	40.041	170.6		1:47.145		7	27.970	125.3	38.662	159.3	39.572	165.6			1:46.204	
3	27.911	111.6	38.872	162.7	39.572	171.4		1:46.355		8	28.245	124.9	39.677	154.3	40.705	158.1			1:48.627	
4	27.440	130.4	38.202	<u>162.9</u>	39.159	<u>171.7</u>		<u>1:44.801</u>		9	28.929	125.9	39.345	159.8					1:58.101	
5	<u>27.427</u>	<u>137.4</u>	<u>37.890</u>	161.9	39.721	169.8		1:45.038		10										

9 Robert Schotman (NED)										KTM 690 Duke										
lap	Sect-1	Speed	Sect-2	Speed	Sect-3	Speed	TopSpeed	laptime	pit	lap	Sect-1	Speed	Sect-2	Speed	Sect-3	Speed	Topspeed	laptime	pit	
1	Out	120.7	41.355	163.6	40.465	177.6		1:49.644		7	26.358	139.4	36.880	169.0	37.596	178.8			1:40.834	
2	27.304	133.7	39.332	153.4	39.312	179.1		1:45.948		8	26.323	142.5	36.813	168.8	37.648	178.2			1:40.784	
3	26.910	137.9	37.155	171.7	39.417	<u>183.1</u>		1:43.482		9	25.955	144.2	36.691	170.3	37.463	178.8			1:40.109	
4	26.363	137.6	36.836	<u>172.0</u>	38.052	180.0		1:41.251		10	26.080	144.2	<u>36.436</u>	169.8	37.371	179.4			<u>1:39.887</u>	
5	26.217	136.4	36.940	171.4	37.458	180.9		1:40.615		11	28.502	102.1	40.078	171.7	37.764	180.3			1:46.344	
6	26.787	<u>145.2</u>	36.925	169.0	37.861	178.5		1:41.573		12	<u>25.823</u>	141.0	36.724	170.9	<u>37.367</u>	178.2			1:39.914	

11 Jordy Wolters (NED)										Yamaha HRT 740										
lap	Sect-1	Speed	Sect-2	Speed	Sect-3	Speed	TopSpeed	laptime	pit	lap	Sect-1	Speed	Sect-2	Speed	Sect-3	Speed	Topspeed	laptime	pit	
1	Out	120.9	42.176	165.4	44.149	173.9		1:59.060		5	28.949	128.6	39.338	166.7	43.114	175.3			<u>1:51.401</u>	
2	29.143	132.0	40.334	166.9	43.566	175.6		1:53.043		6	<u>28.926</u>	<u>135.2</u>	45.553	<u>167.4</u>	43.363	<u>176.5</u>			1:57.842	
3	29.027	130.9	40.271	166.9	43.394	175.3		1:52.692		7	29.271	132.0	<u>38.975</u>	161.9	43.323	174.8			1:51.569	
4	29.073	132.0	39.712	165.6	<u>42.862</u>	174.2		1:51.647		8	30.065	129.5	1:18.792	157.7					2:43.707	

17 Dirk Kappeller (GER)										HKR EVO2										
lap	Sect-1	Speed	Sect-2	Speed	Sect-3	Speed	TopSpeed	laptime	pit	lap	Sect-1	Speed	Sect-2	Speed	Sect-3	Speed	Topspeed	laptime	pit	
1	Out	114.6	44.126	156.7	44.565	165.6		2:02.309		4	32.881	125.9	<u>40.012</u>	<u>161.7</u>	42.416	172.5			1:55.309	
2	30.005	129.5	41.191	161.0	43.787	163.9		1:54.983		5	<u>28.970</u>	121.3	40.472	159.5	<u>42.188</u>	<u>172.8</u>			<u>1:51.630</u>	
3	29.935	128.1	40.405	159.3	42.858	165.9		1:53.198		6	29.577	<u>131.1</u>	41.223	158.8					2:02.472	

18 Libor Kamenicky (CZE)										Mali Ahra 800										
lap	Sect-1	Speed	Sect-2	Speed	Sect-3	Speed	TopSpeed	laptime	pit	lap	Sect-1	Speed	Sect-2	Speed	Sect-3	Speed	Topspeed	laptime	pit	
1	Out	115.4	42.143	165.9	42.422	176.2		1:58.419		7	26.726	<u>137.8</u>	<u>37.484</u>	172.5	<u>39.097</u>	181.5			<u>1:43.307</u>	
2	27.553	130.8	38.194	168.5	40.761	181.8		1:46.508		8	<u>26.691</u>	135.0	37.502	172.5	39.149	182.4			1:43.342	
3	27.053	136.9	37.552	<u>173.4</u>	39.250	<u>183.4</u>		1:43.855		9	31.344	100.0	50.822	123.0	41.634	168.2			2:03.800	
4	26.715	137.2	37.798	170.6	39.497	181.5		1:44.010		10	27.631	132.4	38.019	172.2	39.166	181.5			1:44.816	
5	28.580	125.6	41.814	144.0				1:59.938		11	27.972	130.8	38.206	172.2	39.191	179.7			1:45.369	
6	Out	132.4	38.356	169.5	39.464	182.1		2:39.475 P		12										

**SUPERBIKE-IDM V8-Hockenheimring Finale**

MotorEvents GmbH

S-09-16, EMN 10-316, IMN 191-80

IDM Supermono - Qualifying 1

23 - 25 September 2016

Runden und Sektoren Zeiten

Hockenheim Motorrad - 3692 mtr.

21 Jerry Bunt, van de (NED)										Happeck Rotax 449										
lap	Sect-1	Speed	Sect-2	Speed	Sect-3	Speed	TopSpeed	laptime	pit	lap	Sect-1	Speed	Sect-2	Speed	Sect-3	Speed	Topspeed	laptime	pit	
1	Out	130.0	40.098	169.3	38.338	183.1		1:44.717		7	<u>24.954</u>	139.9	<u>35.450</u>	177.3	<u>36.295</u>	187.8			<u>1:36.699</u>	
2	25.646	135.7	36.165	177.3	36.892	187.5		1:38.703		8	28.913	118.6	39.233	174.2	39.152	187.5			1:47.298	
3	25.263	140.4	36.376	176.2	39.630	186.5		1:41.269		9	26.602	138.3	37.770	178.2	36.724	188.8			1:41.096	
4	26.173	138.5	36.733	177.3	37.032	187.2		1:39.938		10	25.533	142.3	36.191	179.1	36.803	<u>190.5</u>			1:38.527	
5	25.169	139.9	36.669	177.9	38.089	187.8		1:39.927		11	25.749	141.9	35.648	<u>180.9</u>	37.316	190.1			1:38.713	
6	25.370	140.3	35.468	178.5	36.297	187.5		1:37.135		12	25.084	<u>145.7</u>	36.460	172.5	36.772	188.5			1:38.316	

23 Dustin Gerken (GER)										HKR EVO2										
lap	Sect-1	Speed	Sect-2	Speed	Sect-3	Speed	TopSpeed	laptime	pit	lap	Sect-1	Speed	Sect-2	Speed	Sect-3	Speed	Topspeed	laptime	pit	
1	Out	107.9	43.327	164.1	43.666	178.5		1:56.544		7	28.013	124.1	39.243	<u>172.5</u>	39.530	173.1			1:46.786	
2	29.282	128.3	40.652	170.9	41.774	180.9		1:51.708		8	27.595	125.9	38.722	171.2	39.828	179.7			1:46.145	
3	28.887	122.9	39.820	171.4	40.161	174.5		1:48.868		9	28.033	126.8	<u>38.512</u>	171.4	39.687	180.9			1:46.232	
4	28.445	127.2	39.036	171.4	39.943	182.4		1:47.424		10	27.583	125.3	38.719	154.7	39.455	182.1			1:45.757	
5	27.871	123.1	39.504	169.8	40.352	181.5		1:47.727		11	<u>27.492</u>	128.3	38.635	170.9	<u>38.968</u>	<u>183.1</u>			<u>1:45.095</u>	
6	27.848	<u>128.7</u>	38.620	172.2	40.688	181.5		1:47.156		12										

34 Ezequiel Iturrioz (GER)										HKR EVO2 R										
lap	Sect-1	Speed	Sect-2	Speed	Sect-3	Speed	TopSpeed	laptime	pit	lap	Sect-1	Speed	Sect-2	Speed	Sect-3	Speed	Topspeed	laptime	pit	
1	Out	129.7	39.945	166.9	40.127	177.3		1:45.462		7	25.363	148.4	<u>35.429</u>	173.9	<u>36.314</u>	182.4			<u>1:37.106</u>	
2	26.482	139.7	36.749	171.4	37.482	177.6		1:40.713		8	<u>25.168</u>	148.8	35.535	173.4	45.438	162.2			1:46.141	
3	25.780	148.1	35.753	174.2	37.031	180.9		1:38.564		9	30.931	129.5	39.419	166.4	38.473	181.8			1:48.823	
4	25.512	147.5	35.553	<u>174.5</u>	37.008	182.7		1:38.073		10	25.283	148.1	35.566	170.9	36.558	183.7			1:37.407	
5	25.204	149.4	35.927	174.2	37.121	<u>184.0</u>		1:38.252		11	25.294	<u>150.2</u>	35.538	169.0	36.700	<u>184.0</u>			1:37.532	
6	25.265	149.4	35.678	171.4	36.647	183.4		1:37.590		12	25.233	149.2	35.613	<u>174.5</u>	37.033	179.7			1:37.879	

35 Allard Kerkhoven (NED)										KTM 690 Duke										
lap	Sect-1	Speed	Sect-2	Speed	Sect-3	Speed	TopSpeed	laptime	pit	lap	Sect-1	Speed	Sect-2	Speed	Sect-3	Speed	Topspeed	laptime	pit	
1	Out	117.1	43.064	157.9	41.899	170.3		1:53.063		7	27.454	142.5	37.723	165.4	38.586	174.5			1:43.763	
2	28.158	132.2	39.036	166.2	39.605	174.8		1:46.799		8	26.858	140.8	37.731	166.7	38.347	<u>175.0</u>			1:42.936	
3	27.130	139.2	37.999	167.2	38.725	<u>175.0</u>		1:43.854		9	26.707	142.5	37.590	167.2	38.451	173.9			1:42.748	
4	26.894	141.0	37.844	166.7	38.551	174.2		1:43.289		10	<u>26.660</u>	<u>143.2</u>	37.415	<u>168.0</u>	38.485	174.2			1:42.560	
5	26.761	141.5	37.702	167.2	38.640	<u>175.0</u>		1:43.103		11	26.909	141.0	<u>37.309</u>	166.9	38.352	173.9			1:42.570	
6	26.763	140.8	37.774	164.9	39.653	<u>175.0</u>		1:44.190		12	26.669	142.1	37.369	<u>168.0</u>	<u>38.300</u>	173.6			<u>1:42.338</u>	

44 Justus Weinke (GER)										HKR EVO2 R										
lap	Sect-1	Speed	Sect-2	Speed	Sect-3	Speed	TopSpeed	laptime	pit	lap	Sect-1	Speed	Sect-2	Speed	Sect-3	Speed	Topspeed	laptime	pit	
1	Out	115.5	42.348	159.8	43.018	172.8		1:55.141		6	<u>26.772</u>	<u>135.8</u>	<u>37.029</u>	<u>173.9</u>	39.194	181.8			<u>1:42.995</u>	
2	28.133	129.5	38.225	169.0	40.331	177.3		1:46.689		7	28.177	130.6	37.656	169.5	<u>38.882</u>	180.6			1:44.715	
3	27.197	134.3	37.427	170.9	39.116	180.9		1:43.740		8	27.540	130.1	38.340	167.4	40.079	174.8			1:45.959	
4	27.031	134.3	37.428	170.9	39.154	180.9		1:43.613		9	28.019	130.9	39.194	166.7					1:54.472	
5	26.933	133.8	38.044	172.5	38.883	180.3		1:43.860		10										

58 Lukas Wimmer (AUT)										HKR EVO2 R										
lap	Sect-1	Speed	Sect-2	Speed	Sect-3	Speed	TopSpeed	laptime	pit	lap	Sect-1	Speed	Sect-2	Speed	Sect-3	Speed	Topspeed	laptime	pit	
1	Out	123.3	38.665	172.5	39.481	181.5		1:43.649		7	25.372	146.1	42.297	177.9	36.414	187.2			1:44.083	
2	26.727	147.3	36.728	174.2	37.963	184.3		1:41.418		8	27.483	120.1	39.150	172.0					1:48.382	
3	25.871	143.8	44.582	161.2	39.863	185.2		1:50.316		9	Out	139.7	36.414	175.3	36.914	186.2			2:02.835	P
4	25.663	149.8	35.750	175.6	37.281	184.0		1:38.694		10	25.346	<u>153.4</u>	35.189	175.9	36.488	186.5			1:37.023	
5	25.182	149.8	35.826	174.8	36.694	186.2		1:37.702		11	24.969	152.5	34.936	178.5	35.956	185.9			1:35.861	
6	25.246	152.1	35.135	177.9	36.199	<u>190.8</u>		1:36.580		12	<u>24.960</u>	153.2	<u>34.831</u>	<u>178.8</u>	<u>35.677</u>	188.5			<u>1:35.468</u>	

74 Jeroen Vijfeijke (NED)										KTM 690 Duke										
lap	Sect-1	Speed	Sect-2	Speed	Sect-3	Speed	TopSpeed	laptime	pit	lap	Sect-1	Speed	Sect-2	Speed	Sect-3	Speed	Topspeed	laptime	pit	
1	Out	110.4	44.648	154.5	45.267	162.7		1:58.348		7	28.320	133.0	39.081	161.9	40.741	170.1			1:48.142	
2	29.236	130.8	40.454	158.6	42.806	166.2		1:52.496		8	28.985	134.5	39.356	161.4	40.983	169.8			1:49.324	
3	28.489	135.7	39.930	160.7	42.189	166.7		1:50.608		9	28.085	135.8	39.222	161.7	40.740	<u>171.7</u>			1:48.047	
4	28.504	133.8	39.272	159.8	41.456	169.3		1:49.232		10	<u>27.852</u>	<u>137.8</u>	<u>38.749</u>	<u>162.9</u>	40.971	169.0			1:47.572	
5	28.322	135.5	39.646	160.2	41.440	169.3		1:49.408		11	28.218	135.0	38.830	<u>162.9</u>	<u>40.383</u>	170.6			<u>1:47.431</u>	
6	28.029	132.7	39.030	161.4	41.028	167.2		1:48.087		12										

## SUPERBIKE-IDM V8-Hockenheimring Finale

MotorEvents GmbH

S-09-16, EMN 10-316, IMN 191-80

IDM Supermono - Qualifying 1

23 - 25 September 2016

Runden und Sektoren Zeiten

Hockenheim Motorrad - 3692 mtr.

84 Bram Lambrechts (BEL)								KTM 690 Duke												
lap	Sect-1	Speed	Sect-2	Speed	Sect-3	Speed	TopSpeed	laptime	pit	lap	Sect-1	Speed	Sect-2	Speed	Sect-3	Speed	Topspeed	laptime	pit	
1	Out	98.5	44.451	153.6	42.899	172.0		1:56.042		7	30.001	136.4	40.752	160.5						2:17.290
2	27.772	132.5	38.739	162.4	38.362	176.2		1:44.873		8	Out	141.9	37.416	168.8	37.830	177.0				2:22.994 P
3	26.954	139.9	37.717	166.4	39.587	173.9		1:44.258		9	26.575	141.2	37.134	167.7	38.981	175.3				1:42.690
4	26.492	142.5	37.391	168.0	37.972	175.9		1:41.855		10	26.364	143.2	37.008	169.3	37.892	175.9				1:41.264
5	26.479	143.6	37.120	167.4	37.753	177.3		1:41.352		11	26.677	144.4	36.981	171.2	37.797	177.9				1:41.455
6	26.243	143.6	37.053	169.0	37.665	179.4		1:40.961		12										

89 David Legalle (FRA)								J2L BMW/Pami												
lap	Sect-1	Speed	Sect-2	Speed	Sect-3	Speed	TopSpeed	laptime	pit	lap	Sect-1	Speed	Sect-2	Speed	Sect-3	Speed	Topspeed	laptime	pit	
1	Out	129.2	37.840	170.1	38.266	184.6		1:41.261		5	25.685	135.8	35.875	175.3	37.428	185.9				1:38.988
2	26.440	134.2	36.540	172.2	37.087	186.2		1:40.067		6	25.665	130.8	36.167	174.8	36.995	182.4				1:38.827
3	25.762	131.5	35.876	177.0	36.803	187.5		1:38.441		7	31.158	119.7	44.982	102.2						2:10.876
4	25.433	141.0	36.487	179.1	37.338	186.2		1:39.258		8										

96 Tycho Wedman (NED)								HKR EVO2 R												
lap	Sect-1	Speed	Sect-2	Speed	Sect-3	Speed	TopSpeed	laptime	pit	lap	Sect-1	Speed	Sect-2	Speed	Sect-3	Speed	Topspeed	laptime	pit	
1	Out	117.5	39.003	165.9	39.755	178.2		1:44.350		7	26.191	144.2	39.172	157.7	40.716	185.2				1:46.079
2	27.297	135.3	37.938	172.0	38.645	182.4		1:43.880		8	26.192	143.0	38.310	145.2						1:49.851
3	26.557	139.0	37.054	174.5	1:52.359	168.5		2:55.970		9	Out	135.8	38.163	173.9	38.754	178.8				3:01.104 P
4	27.344	138.1	37.259	175.0	38.204	184.9		1:42.807		10	26.744	139.7	38.173	135.7	38.951	183.1				1:43.868
5	26.175	144.8	36.919	175.6	38.041	185.6		1:41.135		11	26.619	140.1	37.244	174.8	38.391	182.7				1:42.254
6	26.264	139.9	36.591	176.5	37.787	186.9		1:40.642		12										

111 Mike Velthuis (NED)								TZM 250 MVS Yamaha												
lap	Sect-1	Speed	Sect-2	Speed	Sect-3	Speed	TopSpeed	laptime	pit	lap	Sect-1	Speed	Sect-2	Speed	Sect-3	Speed	Topspeed	laptime	pit	
1	Out	118.6	40.782	172.5	39.646	185.6		1:48.213		3	25.948	141.2	36.064	176.2	37.904	185.2				1:39.916
2	26.562	137.9	36.691	176.8	38.030	186.2		1:41.283		4	26.307	134.2	37.240	168.2						1:52.729

113 Johann Flammann (GER)								HKR EVO2 R												
lap	Sect-1	Speed	Sect-2	Speed	Sect-3	Speed	TopSpeed	laptime	pit	lap	Sect-1	Speed	Sect-2	Speed	Sect-3	Speed	Topspeed	laptime	pit	
1	Out	115.0	42.610	159.8	42.905	164.6		1:56.850		6	26.676	140.6	38.282	173.1	39.037	180.9				1:43.995
2	28.104	135.8	38.000	168.8	40.281	175.9		1:46.385		7	28.131	137.8	38.002	168.0						1:51.510
3	27.544	132.4	37.337	172.5	38.865	183.7		1:43.746		8	Out	99.6	41.358	168.2	39.175	179.7				3:15.867 P
4	27.278	136.9	37.304	172.8	39.312	182.7		1:43.894		9	26.766	138.5	37.178	171.4	38.654	178.5				1:42.598
5	26.844	140.3	37.164	172.0	38.709	180.3		1:42.717		10	26.807	140.8	36.733	172.5	39.362	179.7				1:42.902

118 Ryan van de Lagemaat (NED)								KTM 690 Duke												
lap	Sect-1	Speed	Sect-2	Speed	Sect-3	Speed	TopSpeed	laptime	pit	lap	Sect-1	Speed	Sect-2	Speed	Sect-3	Speed	Topspeed	laptime	pit	
1	Out	107.6	43.927	161.7	43.208	176.8		1:56.462		7	26.210	145.7	36.588	174.8	37.886	180.9				1:40.684
2	28.326	133.0	39.960	156.3	40.597	178.8		1:48.883		8	26.221	144.8	37.340	168.8	38.291	179.1				1:41.852
3	27.513	137.2	38.419	169.5	39.470	180.0		1:45.402		9	26.095	146.7	39.419	133.8	40.564	180.9				1:46.078
4	26.544	143.0	52.370	136.4	39.435	180.6		1:58.349		10	26.271	142.9	36.927	171.4	37.725	184.9				1:40.923
5	26.425	145.2	36.883	173.4	38.279	182.4		1:41.587		11	25.838	147.7	36.429	172.2	37.504	182.4				1:39.771
6	26.362	144.2	36.756	173.4	37.727	183.4		1:40.845		12	25.759	149.4	36.703	176.2	37.672	181.8				1:40.134

124 Djim Ulrich (NED)								KTM 690 Duke												
lap	Sect-1	Speed	Sect-2	Speed	Sect-3	Speed	TopSpeed	laptime	pit	lap	Sect-1	Speed	Sect-2	Speed	Sect-3	Speed	Topspeed	laptime	pit	
1								1:48.385		5	26.936	138.6	37.075	166.4	38.452	171.7				1:42.463
2	3:47.848	139.0	38.808	114.3	40.297	174.8		5:06.953		6	27.399	122.6	37.522	169.8	37.777	178.5				1:42.698
3	27.305	134.3	38.109	165.6				1:47.568		7	26.549	140.3	36.635	169.8	37.976	175.3				1:41.160
4	Out	106.7	39.565	167.2	38.044	174.5		3:35.712 P		8	26.550	140.1	36.762	169.5	37.766	176.8				1:41.078

131 Olivier Collet (FRA)								KTM 690 Duke R												
lap	Sect-1	Speed	Sect-2	Speed	Sect-3	Speed	TopSpeed	laptime	pit	lap	Sect-1	Speed	Sect-2	Speed	Sect-3	Speed	Topspeed	laptime	pit	
1	Out	103.6	47.320	133.7	48.199	159.1		2:09.485		7	28.250	127.2	39.120	160.7	39.928	167.4				1:47.298
2	30.434	121.8	40.862	154.5	41.212	165.4		1:52.508		8	27.654	130.1	41.100	121.5	54.952	167.7				2:03.706
3	28.717	123.9	39.965	155.6	40.767	167.2		1:49.449		9	28.142	126.6	44.203	87.6	56.675	166.2				2:09.020
4	28.041	129.5	39.589	158.6	40.987	167.4		1:48.617		10	28.367	128.0	38.946	160.0	40.418	166.4				1:47.731
5	28.092	128.0	39.404	157.2	40.646	166.7		1:48.142		11	28.081	125.3	39.580	160.0	40.391	168.0				1:48.052
6	28.165	125.0	39.818	155.6	40.836	166.4		1:48.819		12										

## SUPERBIKE-IDM V8-Hockenheimring Finale

MotorEvents GmbH

S-09-16, EMN 10-316, IMN 191-80

IDM Supermono - Qualifying 1

23 - 25 September 2016

Runden und Sektoren Zeiten

Hockenheim Motorrad - 3692 mtr.

G14 Samuel Saudubray (FRA)									450 TVX										
lap	Sect-1	Speed	Sect-2	Speed	Sect-3	Speed	TopSpeed	laptime	pit	lap	Sect-1	Speed	Sect-2	Speed	Sect-3	Speed	Topspeed	laptime	pit
1	Out	110.2	43.510	153.6	43.285	169.8		2:02.273		6	28.202	128.7	38.559	161.7	39.872	171.4		1:46.633	
2	29.312	123.6	38.886	162.9	41.104	170.6		1:49.302		7	28.363	<u>130.9</u>	38.525	<u>164.4</u>	40.555	170.3		1:47.443	
3	28.663	123.0	39.013	162.2	40.858	170.9		1:48.534		8	30.210	125.1	40.606	152.5				2:01.865	
4	28.837	121.3	38.441	164.1	40.345	<u>172.5</u>		1:47.623		9	Out	127.1	39.861	157.7	40.649	169.8		3:07.791	P
5	28.319	126.9	38.181	163.4	39.887	171.2		1:46.387		10	<u>27.971</u>	128.1	<u>38.144</u>	159.5	<u>39.146</u>	171.2		1:45.261	

G28 Arie Vos (NED)									KTM 690 Duke										
lap	Sect-1	Speed	Sect-2	Speed	Sect-3	Speed	TopSpeed	laptime	pit	lap	Sect-1	Speed	Sect-2	Speed	Sect-3	Speed	Topspeed	laptime	pit
1	Out	125.0	51.022	161.0	40.821	173.9		1:59.323		7	26.401	138.8	36.427	166.2	42.923	<u>180.0</u>		1:45.751	
2	28.048	127.4	41.731	170.3	38.081	179.7		1:47.860		8	25.774	143.6	40.202	148.6	41.631	174.8		1:47.607	
3	25.926	141.9	36.583	169.3	36.999	177.3		1:39.508		9	25.751	145.2	<u>35.880</u>	171.4	36.568	177.6		<u>1:38.199</u>	
4	25.804	142.9	36.276	170.3	36.846	176.2		1:38.926		10	<u>25.446</u>	<u>145.9</u>	35.898	<u>172.2</u>	36.892	177.3		1:38.236	
5	27.317	139.5	36.960	160.2	38.621	172.5		1:42.898		11	25.634	144.6	36.209	170.1	36.604	176.2		1:38.447	
6	26.267	141.4	36.605	167.2	37.708	172.2		1:40.580		12	25.857	145.6	36.083	170.9	<u>36.502</u>	177.0		1:38.442	

G37 Lutz Pfeifer (GER)									Yamaha 450										
lap	Sect-1	Speed	Sect-2	Speed	Sect-3	Speed	TopSpeed	laptime	pit	lap	Sect-1	Speed	Sect-2	Speed	Sect-3	Speed	Topspeed	laptime	pit
1	Out	117.6	41.496	163.6	41.366	176.2		1:52.778		7	26.660	141.0	37.719	170.3	38.511	176.8		1:42.890	
2	27.590	132.7	38.935	158.1	39.765	176.8		1:46.290		8	26.652	136.7	37.567	168.8	38.495	175.6		1:42.714	
3	26.986	130.0	38.075	168.0	38.558	177.3		1:43.619		9	<u>26.512</u>	140.6	<u>37.170</u>	170.9	38.391	176.2		1:42.073	
4	26.831	139.4	37.745	168.2	38.634	177.3		1:43.210		10	26.654	<u>142.3</u>	37.411	169.5	38.324	179.4		1:42.389	
5	26.925	136.4	37.796	169.3	38.561	177.6		1:43.282		11	26.582	139.0	37.284	<u>172.0</u>	38.128	<u>180.6</u>		<u>1:41.994</u>	
6	26.974	136.7	37.644	165.9	38.686	177.0		1:43.304		12	27.319	130.1	38.093	170.3	<u>37.975</u>	178.8		1:43.387	

## SUPERBIKE-IDM V8-Hockenheimring Finale

MotorEvents GmbH

S-09-16, EMN 10-316, IMN 191-80

Lauf name : IDM Supermono - Qualifying 1  
 Lauf Datum : 24 September 2016  
 Wetter :  
 Strecke name : Hockenheim Motorrad - 3692 mtr.

Participants Started	: 26	Participants Classified	: 30
Participants Finished	: 19	Participants Not Classified	: 0
Participants Not Finished	: 7		

Green flag at	: 09:30:01	Heat recording start time	: 09:30:01
Finish flag waved at	: 09:50:00	Heat recording end time	: 09:52:37
Total time under Green	: 19:58	Total of All Laps in Heat	: 263
Number of cautions	: 0	Total time under Yellow	: 00:00:00
Number of code-60's	: 0	Total time under Code-60	: 00:00:00

### Summary of winners per class

Nr.	Name / Team Name	Fahrzeug	Kls	Schnellste Rd.zeit	In	Schnitt	Rnd	Fahrzeit
-----	------------------	----------	-----	--------------------	----	---------	-----	----------

### Best Lap time history during the Heat

#	Nr.	lap time	in lap	Name	Fahrzeug	time of day
1	89	1:40.067	2	David Legalle	J2L BMW/Pami	09:33:29
2	21	1:38.703	2	Jerry Bunt, van de	Happeck Rotax 449	09:34:27
3	89	1:38.441	3	David Legalle	J2L BMW/Pami	09:35:07
4	34	1:38.073	4	Ezequiel Iturrioz	HKR EVO2 R	09:36:56
5	58	1:37.702	5	Lukas Wimmer	HKR EVO2 R	09:39:22
6	34	1:37.590	6	Ezequiel Iturrioz	HKR EVO2 R	09:40:12
7	58	1:36.580	6	Lukas Wimmer	HKR EVO2 R	09:40:59
8	58	1:35.861	11	Lukas Wimmer	HKR EVO2 R	09:49:47
9	58	1:35.468	12	Lukas Wimmer	HKR EVO2 R	09:51:23

### Summary of best laptimes per class

Nr.	Name / Team Name	Fahrzeug	Kls	Schnellste Rd.zeit	In	Geschw
58	Lukas Wimmer	HKR EVO2 R	F-ESC	1:35.468	12	139.22
118	Ryan van de Lagemaat	KTM690 Duke	K-DB	1:39.771	11	133.22
96	Tycho Wedman	HKR EVO2 R	PrMo	1:40.642	6	132.06

## SUPERBIKE-IDM V8-Hockenheimring Finale

MotorEvents GmbH

S-09-16, EMN 10-316, IMN 191-80

Lauf name : IDM Supermono - Qualifying 1  
 Lauf Datum : 24 September 2016  
 Wetter :  
 Strecke name : Hockenheim Motorrad - 3692 mtr.

Participants Started	: 26	Participants Classified	: 30
Participants Finished	: 19	Participants Not Classified	: 0
Participants Not Finished	: 7		

Green flag at	: 09:30:01	Heat recording start time	: 09:30:01
Finish flag waved at	: 09:50:00	Heat recording end time	: 09:52:37
Total time under Green	: 19:58	Total of All Laps in Heat	: 263
Number of cautions	: 0	Total time under Yellow	: 00:00:00
Number of code-60's	: 0	Total time under Code-60	: 00:00:00

### Summary of winners per class

Nr.	Name / Team Name	Fahrzeug	Kls	Schnellste Rd.zeit	In	Schnitt	Rnd	Fahrzeit
-----	------------------	----------	-----	--------------------	----	---------	-----	----------

### Best Lap time history during the Heat

#	Nr.	lap time	in lap	Name	Fahrzeug	time of day
1	89	1:40.067	2	David Legalle	J2L BMW/Pami	09:33:29
2	21	1:38.703	2	Jerry Bunt, van de	Happeck Rotax 449	09:34:27
3	89	1:38.441	3	David Legalle	J2L BMW/Pami	09:35:07
4	34	1:38.073	4	Ezequiel Iturrioz	HKR EVO2 R	09:36:56
5	58	1:37.702	5	Lukas Wimmer	HKR EVO2 R	09:39:22
6	34	1:37.590	6	Ezequiel Iturrioz	HKR EVO2 R	09:40:12
7	58	1:36.580	6	Lukas Wimmer	HKR EVO2 R	09:40:59
8	58	1:35.861	11	Lukas Wimmer	HKR EVO2 R	09:49:47
9	58	1:35.468	12	Lukas Wimmer	HKR EVO2 R	09:51:23

### Summary of best laptimes per class

Nr.	Name / Team Name	Fahrzeug	Kls	Schnellste Rd.zeit	In	Geschw
58	Lukas Wimmer	HKR EVO2 R	F-ESC	1:35.468	12	139.22
118	Ryan van de Lagemaat	KTM690 Duke	K-DB	1:39.771	11	133.22
96	Tycho Wedman	HKR EVO2 R	PrMo	1:40.642	6	132.06



**SUPERBIKE-IDM V8-Hockenheimring Finale**

MotorEvents GmbH

S-09-16, EMN 10-316, IMN 191-80

**IDM Supermono - Qualifying 2**

23 - 25 September 2016  
Hockenheim Motorrad - 3692 mtr.

Pl.	Nr.	Name / Bewerber	Motorrad / CITY	Kls	PIK	Schnellste In	Diff.	Diff	Rnd	Km/h	
1	58	Lukas Wimmer (AUT) Krämer Motorcycles	HKR EVO2 R PISCHELSDORF	F-ESC	1	1:35.739	9		11	138.83	
2	21	Jerry Bunt, van de (NED) TeamRaHa 61	Happeck Rotax 449 NIJKERKERVEEN	F-ESC	2	1:35.802	11	0.063	0.063	12	138.74
3	34	Ezequiel Iturrioz (GER) Krämer Motorcycles	HKR EVO2 R BURGKIRCHEN	F-ESC	3	1:36.233	8	0.494	0.431	11	138.11
4	G28	Arie Vos (NED) KTM Duke Battle	KTM 690 Duke OSS	F-ESC	4	1:37.808	6	2.069	1.575	11	135.89
5	89	David Legalle (FRA) J2L BMW	J2L-BMW/Pami DUCEY	F-ESC	5	1:37.950	5	2.211	0.142	8	135.69
6	111	Mike Velthuisen (NED) MVS Race engineering	TZM 250 MVS Yamaha NE DERHORST DEN BERG	F-ESC	6	1:38.729	9	2.990	0.779	11	134.62
7	2	Josef Frauenschuh (AUT) JF High-Tech-Tuning	KTM-JF-Supermono EGGELSBERG	F-ESC	7	1:38.934	8	3.195	0.205	11	134.34
8	9	Robert Schotman (NED) KTM Duke Battle	KTM 690 Duke DORDRECHT	K-DB	1	1:39.299	8	3.560	0.365	12	133.85
9	118	Ryan van de Lagemaat (NED) KTM Duke Battle	KTM 690 Duke CULEMBORG	K-DB	2	1:39.764	11	4.025	0.465	12	133.23
10	113	Johann Flammann (GER) ADAC Niedersachsen	HKR EVO2 R SOLTEN	PrMo	1	1:40.142	9	4.403	0.378	10	132.72
11	84	Bram Lambrechts (BEL) KTM Duke Battle	KTM 690 Duke SCHELDEWINDEKE	K-DB	3	1:40.440	3	4.701	0.298	11	132.33
12	96	Tycho Wedman (NED) Krämer Motorcycles	HKR EVO2 R HOUTEN	PrMo	2	1:40.456	11	4.717	0.016	12	132.31
13	124	Djim Ulrich (NED) KTM Duke Battle	KTM 690 Duke SLIEDRECHT	K-DB	4	1:40.527	12	4.788	0.071	12	132.22
14	5	Johann Karl (GER) FREILUSSING	KTM-JK01 FREILUSSING	F-ESC	8	1:42.244	10	6.505	1.717	10	129.99
15	44	Justus Weinke (GER) Krämer Motorcycles	HKR EVO2 R SALZGITTER	F-ESC	9	1:42.271	5	6.532	0.027	8	129.96
16	18	Libor Kamenicky (CZE) HLM Racingteam	Mali Ahra 800 RUMBURG	F-ESC	10	1:42.729	2	6.990	0.458	11	129.38
17	23	Dustin Gerken (GER) ADAC Berlin/Brandenburg Team	HKR EVO2 BERLIN	F-ESC	11	1:43.747	9	8.008	1.018	11	128.11
18	G37	Lutz Pfeifer (GER) ELSFLETH	Yamaha 450 ELSFLETH	F-ESC	12	1:43.839	8	8.100	0.092	8	128.00
19	35	Allard Kerkhoven (NED) KTM Duke Battle	KTM 690 Duke ALPHEN GLD	K-DB	5	1:44.626	2	8.887	0.787	2	127.04
20	7	Emile Litjens (NED) KTM Duke Battle	KTM 690 Duke Hegolsom	K-DB	6	1:44.966	11	9.227	0.340	11	126.62
21	G14	Samuel Saudubray (FRA) TVX	450 TVX	F-ESC	13	1:45.002	9	9.263	0.036	9	126.58
22	11	Jordy Wolters (NED) Yamaha HRT 740	Yamaha HRT 740	F-ESC	14	1:46.295	8	10.556	1.293	10	125.04
23	131	Olivier Collet (FRA) AMIENS	KTM 690 Duke R AMIENS	F-ESC	15	1:46.779	5	11.040	0.484	10	124.47
24	74	Jeroen Vijfeijke (NED) KTM Duke Battle	KTM 690 Duke HELMOND	K-DB	7	1:47.554	11	11.815	0.775	11	123.58
25	17	Dirk Kappeller (GER) Krämer Motorcycles	HKR EVO2 SAULHEIM	F-ESC	16	1:51.218	8	15.479	3.664	9	119.51

Schnellste Runde : 1:35.739 in Runde 9 durch nr. 58 : Lukas Wimmer (HKR EVO2 R)

Aushangzeit

Ergebnisse und Rundenzeiten : [www.raceresults.at](http://www.raceresults.at)

Zeitnahme durch : SDO SportTiming

Rennleiter	Steward	Zeitmessung	<b>DMSB</b>
Wilfried Kasper	Stefan Beck	Bernd Jung	
Seite 1 von 1			

**SUPERBIKE-IDM V8-Hockenheimring Finale**

MotorEvents GmbH

S-09-16, EMN 10-316, IMN 191-80

**IDM Supermono - Qualifying 2**

23 - 25 September 2016  
Hockenheim Motorrad - 3692 mtr.

Pl.	Nr.	Name / Bewerber	Motorrad / CITY	Kls	PIK	Schnellste In	Diff.	Diff	Rnd	Km/h	
1	58	Lukas Wimmer (AUT) Krämer Motorcycles	HKR EVO2 R PISCHELSDORF	F-ESC	1	1:35.739	9		11	138.83	
2	21	Jerry Bunt, van de (NED) TeamRaHa 61	Happeck Rotax 449 NIJKERKERVEEN	F-ESC	2	1:35.802	11	0.063	0.063	12	138.74
3	34	Ezequiel Iturrioz (GER) Krämer Motorcycles	HKR EVO2 R BURGKIRCHEN	F-ESC	3	1:36.233	8	0.494	0.431	11	138.11
4	G28	Arie Vos (NED) KTM Duke Battle	KTM 690 Duke OSS	F-ESC	4	1:37.808	6	2.069	1.575	11	135.89
5	89	David Legalle (FRA) J2L BMW	J2L-BMW/Pami DUCEY	F-ESC	5	1:37.950	5	2.211	0.142	8	135.69
6	111	Mike Velthuisen (NED) MVS Race engineering	TZM 250 MVS Yamaha NE DERHORST DEN BERG	F-ESC	6	1:38.729	9	2.990	0.779	11	134.62
7	2	Josef Frauenschuh (AUT) JF High-Tech-Tuning	KTM-JF-Supermono EGGELSBERG	F-ESC	7	1:38.934	8	3.195	0.205	11	134.34
8	9	Robert Schotman (NED) KTM Duke Battle	KTM 690 Duke DORDRECHT	K-DB	1	1:39.299	8	3.560	0.365	12	133.85
9	118	Ryan van de Lagemaat (NED) KTM Duke Battle	KTM 690 Duke CULEMBORG	K-DB	2	1:39.764	11	4.025	0.465	12	133.23
10	113	Johann Flammann (GER) ADAC Niedersachsen	HKR EVO2 R SOLTEN	PrMo	1	1:40.142	9	4.403	0.378	10	132.72
11	84	Bram Lambrechts (BEL) KTM Duke Battle	KTM 690 Duke SCHELDEWINDEKE	K-DB	3	1:40.440	3	4.701	0.298	11	132.33
12	96	Tycho Wedman (NED) Krämer Motorcycles	HKR EVO2 R HOUTEN	PrMo	2	1:40.456	11	4.717	0.016	12	132.31
13	124	Djim Ulrich (NED) KTM Duke Battle	KTM 690 Duke SLIEDRECHT	K-DB	4	1:40.527	12	4.788	0.071	12	132.22
14	5	Johann Karl (GER) FREILUSSING	KTM-JK01 FREILUSSING	F-ESC	8	1:42.244	10	6.505	1.717	10	129.99
15	44	Justus Weinke (GER) Krämer Motorcycles	HKR EVO2 R SALZGITTER	F-ESC	9	1:42.271	5	6.532	0.027	8	129.96
16	18	Libor Kamenicky (CZE) HLM Racingteam	Mali Ahra 800 RUMBURG	F-ESC	10	1:42.729	2	6.990	0.458	11	129.38
17	23	Dustin Gerken (GER) ADAC Berlin/Brandenburg Team	HKR EVO2 BERLIN	F-ESC	11	1:43.747	9	8.008	1.018	11	128.11
18	G37	Lutz Pfeifer (GER) ELSFLETH	Yamaha 450 ELSFLETH	F-ESC	12	1:43.839	8	8.100	0.092	8	128.00
19	35	Allard Kerkhoven (NED) KTM Duke Battle	KTM 690 Duke ALPHEN GLD	K-DB	5	1:44.626	2	8.887	0.787	2	127.04
20	7	Emile Litjens (NED) KTM Duke Battle	KTM 690 Duke Hegolsom	K-DB	6	1:44.966	11	9.227	0.340	11	126.62
21	G14	Samuel Saudubray (FRA) TVX	450 TVX	F-ESC	13	1:45.002	9	9.263	0.036	9	126.58
22	11	Jordy Wolters (NED) Yamaha HRT 740	Yamaha HRT 740	F-ESC	14	1:46.295	8	10.556	1.293	10	125.04
23	131	Olivier Collet (FRA) AMIENS	KTM 690 Duke R AMIENS	F-ESC	15	1:46.779	5	11.040	0.484	10	124.47
24	74	Jeroen Vijfeijke (NED) KTM Duke Battle	KTM 690 Duke HELMOND	K-DB	7	1:47.554	11	11.815	0.775	11	123.58
25	17	Dirk Kappeller (GER) Krämer Motorcycles	HKR EVO2 SAULHEIM	F-ESC	16	1:51.218	8	15.479	3.664	9	119.51

Schnellste Runde : 1:35.739 in Runde 9 durch nr. 58 : Lukas Wimmer (HKR EVO2 R)

Aushangzeit

Ergebnisse und Rundenzeiten : [www.raceresults.at](http://www.raceresults.at)

Zeitnahme durch : SDO SportTiming

Rennleiter	Steward	Zeitmessung	<b>DMSB</b>
Wilfried Kasper	Stefan Beck	Bernd Jung	
Seite 1 von 1			

## SUPERBIKE-IDM V8-Hockenheimring Finale

MotorEvents GmbH

S-09-16, EMN 10-316, IMN 191-80

IDM Supermono - Qualifying 2

23 - 25 September 2016  
Hockenheim Motorrad - 3692 mtr.

### FIM Europe Supermono Cup


Pl.	Nr.	Name / Bewerber	Motorrad / CITY	Schnellste	In	Diff.	Diff	Rnd	Km/h
1	58	Lukas Wimmer (AUT) Krämer Motorcycles	HKR EVO2 R PISCHELSDORF	1:35.739	9			11	138.83
2	21	Jerry Bunt, van de (NED) Team RaHa 61	Happeck Rotax 449 NIJKERKERVEEN	1:35.802	11	0.063	0.063	12	138.74
3	34	Ezequiel Iturrioz (GER) Krämer Motorcycles	HKR EVO2 R BURGKIRCHEN	1:36.233	8	0.494	0.431	11	138.11
4	G28	Arie Vos (NED) KTM Duke Battle	KTM 690 Duke OSS	1:37.808	6	2.069	1.575	11	135.89
5	89	David Legalle (FRA) J2L BMW	J2L BMW/Pami DUCEY	1:37.950	5	2.211	0.142	8	135.69
6	111	Mike Velthuisen (NED) MVS Race engineering	TZM 250 MVS Yamaha NEDERHORST DEN BERG	1:38.729	9	2.990	0.779	11	134.62
7	2	Josef Frauenschuh (AUT) JF High-Tech-Tuning	KTM-JF-Supermono EGGELSBURG	1:38.934	8	3.195	0.205	11	134.34
8	5	Johann Karl (GER)	KTM-JK01 FREILUSSING	1:42.244	10	6.505	3.310	10	129.99
9	44	Justus Weinke (GER) Krämer Motorcycles	HKR EVO2 R SALZGITTER	1:42.271	5	6.532	0.027	8	129.96
10	18	Libor Kamenicky (CZE) HLM Racingteam	Mali Ahra 800 RUMBURG	1:42.729	2	6.990	0.458	11	129.38
11	23	Dustin Gerken (GER) ADAC Berlin/Brandenburg Team	HKR EVO2 BERLIN	1:43.747	9	8.008	1.018	11	128.11
12	G37	Lutz Pfeifer (GER)	Yamaha 450 ELSFLETH	1:43.839	8	8.100	0.092	8	128.00
13	G14	Samuel Saudubray (FRA) TVX	450 TVX	1:45.002	9	9.263	1.163	9	126.58
14	11	Jordy Wolters (NED)	Yamaha HRT 740	1:46.295	8	10.556	1.293	10	125.04
15	131	Olivier Collet (FRA)	KTM 690 Duke R AMIENS	1:46.779	5	11.040	0.484	10	124.47
16	17	Dirk Kappeller (GER) Krämer Motorcycles	HKR EVO2 SAULHEIM	1:51.218	8	15.479	4.439	9	119.51

Schnellste Runde : 1:35.739 in Runde 9 durch nr. 58 : Lukas Wimmer (HKR EVO2 R)

Aushangzeit

Ergebnisse und Rundenzeiten : [www.raceresults.at](http://www.raceresults.at)

Zeitnahme durch : SDO SportTiming

Rennleiter	Steward	Zeitmessung	
Wilfried Kasper	Stefan Beck	Bernd Jung	
Seite 1 von 2			

**SUPERBIKE-IDM V8-Hockenheimring Finale**

MotorEvents GmbH

S-09-16, EMN 10-316, IMN 191-80

IDM Supermono - Qualifying 2

23 - 25 September 2016  
Hockenheim Motorrad - 3692 mtr.

**KTM Duke Battle**


Pl.	Nr.	Name / Bewerber	Motorrad / CITY	Schnellste	In	Diff.	Diff	Rnd	Km/h
1	9	Robert Schotman (NED) KTM Duke Battle	KTM 690 Duke DORDRECHT	1:39.299	8			12	133.85
2	118	Ryan van de Lagemaat (NED) KTM Duke Battle	KTM 690 Duke CULEMBORG	1:39.764	11	0.465	0.465	12	133.23
3	84	Bram Lambrechts (BEL) KTM Duke Battle	KTM 690 Duke SC HELDEWINDEKE	1:40.440	3	1.141	0.676	11	132.33
4	124	Djim Ulrich (NED) KTM Duke Battle	KTM 690 Duke SLIEDRECHT	1:40.527	12	1.228	0.087	12	132.22
5	35	Allard Kerkhoven (NED) KTM Duke Battle	KTM 690 Duke ALPHEN GLD	1:44.626	2	5.327	4.099	2	127.04
6	7	Emile Litjens (NED) KTM Duke Battle	KTM 690 Duke Hegolsom	1:44.966	11	5.667	0.340	11	126.62
7	74	Jeroen Vijfeijke (NED) KTM Duke Battle	KTM 690 Duke HELMOND	1:47.554	11	8.255	2.588	11	123.58

Schnellste Runde : 1:35.739 in Runde 9 durch nr. 58 : Lukas Wimmer (HKR EVO2 R)

Aushangzeit

Ergebnisse und Rundenzeiten : [www.raceresults.at](http://www.raceresults.at)

Zeitnahme durch : SDO SportTiming

Rennleiter	Steward	Zeitmessung	
Wilfried Kasper	Stefan Beck	Bernd Jung	
Seite 2 von 2			

## SUPERBIKE-IDM V8-Hockenheimring Finale

MotorEvents GmbH

S-09-16, EMN 10-316, IMN 191-80

IDM Supermono - Qualifying 2

23 - 25 September 2016  
Hockenheim Motorrad - 3692 mtr.

### FIM Europe Supermono Cup


Pl.	Nr.	Name / Bewerber	Motorrad / CITY	Schnellste	In	Diff.	Diff	Rnd	Km/h
1	58	Lukas Wimmer (AUT) Krämer Motorcycles	HKR EVO2 R PISCHELSDORF	1:35.739	9			11	138.83
2	21	Jerry Bunt, van de (NED) Team RaHa 61	Happeck Rotax 449 NIJKERKERVEEN	1:35.802	11	0.063	0.063	12	138.74
3	34	Ezequiel Iturrioz (GER) Krämer Motorcycles	HKR EVO2 R BURGKIRCHEN	1:36.233	8	0.494	0.431	11	138.11
4	G28	Arie Vos (NED) KTM Duke Battle	KTM 690 Duke OSS	1:37.808	6	2.069	1.575	11	135.89
5	89	David Legalle (FRA) J2L BMW	J2L BMW/Pami DUCEY	1:37.950	5	2.211	0.142	8	135.69
6	111	Mike Velthuisen (NED) MVS Race engineering	TZM 250 MVS Yamaha NEDERHORST DEN BERG	1:38.729	9	2.990	0.779	11	134.62
7	2	Josef Frauenschuh (AUT) JF High-Tech-Tuning	KTM-JF-Supermono EGGELSBURG	1:38.934	8	3.195	0.205	11	134.34
8	5	Johann Karl (GER)	KTM-JK01 FREILUSSING	1:42.244	10	6.505	3.310	10	129.99
9	44	Justus Weinke (GER) Krämer Motorcycles	HKR EVO2 R SALZGITTER	1:42.271	5	6.532	0.027	8	129.96
10	18	Libor Kamenicky (CZE) HLM Racingteam	Mali Ahra 800 RUMBURG	1:42.729	2	6.990	0.458	11	129.38
11	23	Dustin Gerken (GER) ADAC Berlin/Brandenburg Team	HKR EVO2 BERLIN	1:43.747	9	8.008	1.018	11	128.11
12	G37	Lutz Pfeifer (GER)	Yamaha 450 ELSFLETH	1:43.839	8	8.100	0.092	8	128.00
13	G14	Samuel Saudubray (FRA) TVX	450 TVX	1:45.002	9	9.263	1.163	9	126.58
14	11	Jordy Wolters (NED)	Yamaha HRT 740	1:46.295	8	10.556	1.293	10	125.04
15	131	Olivier Collet (FRA)	KTM 690 Duke R AMIENS	1:46.779	5	11.040	0.484	10	124.47
16	17	Dirk Kappeller (GER) Krämer Motorcycles	HKR EVO2 SAULHEIM	1:51.218	8	15.479	4.439	9	119.51

Schnellste Runde : 1:35.739 in Runde 9 durch nr. 58 : Lukas Wimmer (HKR EVO2 R)

Aushangzeit

Ergebnisse und Rundenzeiten : [www.raceresults.at](http://www.raceresults.at)

Zeitnahme durch : SDO SportTiming

Rennleiter	Steward	Zeitmessung	
Wilfried Kasper	Stefan Beck	Bernd Jung	
Seite 1 von 2			

**SUPERBIKE-IDM V8-Hockenheimring Finale**

MotorEvents GmbH

S-09-16, EMN 10-316, IMN 191-80

IDM Supermono - Qualifying 2

23 - 25 September 2016  
Hockenheim Motorrad - 3692 mtr.

**KTM Duke Battle**


Pl.	Nr.	Name / Bewerber	Motorrad / CITY	Schnellste	In	Diff.	Diff	Rnd	Km/h
1	9	Robert Schotman (NED) KTM Duke Battle	KTM 690 Duke DORDRECHT	1:39.299	8			12	133.85
2	118	Ryan van de Lagemaat (NED) KTM Duke Battle	KTM 690 Duke CULEMBORG	1:39.764	11	0.465	0.465	12	133.23
3	84	Bram Lambrechts (BEL) KTM Duke Battle	KTM 690 Duke SC HELDEWINDEKE	1:40.440	3	1.141	0.676	11	132.33
4	124	Djim Ulrich (NED) KTM Duke Battle	KTM 690 Duke SLIEDRECHT	1:40.527	12	1.228	0.087	12	132.22
5	35	Allard Kerkhoven (NED) KTM Duke Battle	KTM 690 Duke ALPHEN GLD	1:44.626	2	5.327	4.099	2	127.04
6	7	Emile Litjens (NED) KTM Duke Battle	KTM 690 Duke Hegolsom	1:44.966	11	5.667	0.340	11	126.62
7	74	Jeroen Vijfeijke (NED) KTM Duke Battle	KTM 690 Duke HELMOND	1:47.554	11	8.255	2.588	11	123.58

Schnellste Runde : 1:35.739 in Runde 9 durch nr. 58 : Lukas Wimmer (HKR EVO2 R)

Aushangzeit

Ergebnisse und Rundenzeiten : [www.raceresults.at](http://www.raceresults.at)

Zeitnahme durch : SDO SportTiming

Rennleiter	Steward	Zeitmessung	
Wilfried Kasper	Stefan Beck	Bernd Jung	
Seite 2 von 2			

## SUPERBIKE-IDM V8-Hockenheimring Finale

MotorEvents GmbH

S-09-16, EMN 10-316, IMN 191-80

### Gesamt Ergebnis - IDM Supermono

23 - 25 September 2016  
Hockenheim Motorrad - 3692 mtr.

Pl.	Nr.	Kls	PI K	Name / Bewerber	Motorrad	Qual-1	Qual-2	Schnellste	Diff.
1	58	F-ESC	1	Lukas Wimmer (AUT) Krämer Motorcycles	HKR EVO2 R	<b>1:35.468</b>	1:35.739	<b>1:35.468</b>	
2	21	F-ESC	2	Jerry Bunt, van de (NED) TeamRaHa 61	Happeck Rotax 449	1:36.699	<b>1:35.802</b>	<b>1:35.802</b>	0.334
3	34	F-ESC	3	Ezequiel Iturrioz (GER) Krämer Motorcycles	HKR EVO2 R	1:37.106	<b>1:36.233</b>	<b>1:36.233</b>	0.765
4	G28	F-ESC	4	Arie Vos (NED) KTM Duke Battle	KTM 690 Duke	1:38.199	<b>1:37.808</b>	<b>1:37.808</b>	2.340
5	89	F-ESC	5	David Leqalle (FRA) J2L BMW	J2L BMW/Pami	1:38.441	<b>1:37.950</b>	<b>1:37.950</b>	2.482
6	2	F-ESC	6	Josef Frauenschuh (AUT) JF High-Tech-Tuning	KTM-JF-Supermono	<b>1:38.421</b>	1:38.934	<b>1:38.421</b>	2.953
7	111	F-ESC	7	Mike Velthuijzen (NED) MVS Race engineering	TZM 250 MVS Yamaha	1:39.916	<b>1:38.729</b>	<b>1:38.729</b>	3.261
8	9	K-DB	1	Robert Schotman (NED) KTM Duke Battle	KTM 690 Duke	1:39.887	<b>1:39.299</b>	<b>1:39.299</b>	3.831
9	118	K-DB	2	Ryan van de Lagemaat (NED) KTM Duke Battle	KTM 690 Duke	1:39.771	<b>1:39.764</b>	<b>1:39.764</b>	4.296
10	113	PrMo	1	Johann Flammann (GER) ADAC Niedersachsen	HKR EVO2 R	1:42.598	<b>1:40.142</b>	<b>1:40.142</b>	4.674
11	84	K-DB	3	Bram Lambrechts (BEL) KTM Duke Battle	KTM 690 Duke	1:40.961	<b>1:40.440</b>	<b>1:40.440</b>	4.972
12	96	PrMo	2	Tycho Wedman (NED) Krämer Motorcycles	HKR EVO2 R	1:40.642	<b>1:40.456</b>	<b>1:40.456</b>	4.988
13	124	K-DB	4	Djim Ulrich (NED) KTM Duke Battle	KTM 690 Duke	1:41.078	<b>1:40.527</b>	<b>1:40.527</b>	5.059
14	G37	F-ESC	8	Lutz Pfeifer (GER)	Yamaha 450	<b>1:41.994</b>	1:43.839	<b>1:41.994</b>	6.526
15	5	F-ESC	9	Johann Karl (GER)	KTM-JK01	1:43.676	<b>1:42.244</b>	<b>1:42.244</b>	6.776
16	44	F-ESC	10	Justus Weinke (GER) Krämer Motorcycles	HKR EVO2 R	1:42.995	<b>1:42.271</b>	<b>1:42.271</b>	6.803
17	35	K-DB	5	Allard Kerkhoven (NED) KTM Duke Battle	KTM 690 Duke	<b>1:42.338</b>	1:44.626	<b>1:42.338</b>	6.870
18	18	F-ESC	11	Libor Kamenicky (CZE) HLM Racingteam	Mali Ahra 800	1:43.307	<b>1:42.729</b>	<b>1:42.729</b>	7.261
19	23	F-ESC	12	Dustin Gerken (GER) ADAC Berlin/Brandenburg Team	HKR EVO2	1:45.095	<b>1:43.747</b>	<b>1:43.747</b>	8.279
20	8	F-ESC	13	Bruno Collin (FRA) Trajectorie Jeune Pilote	450 RS TVX	<b>1:44.801</b>		<b>1:44.801</b>	9.333
21	7	K-DB	6	Emile Litjens (NED) KTM Duke Battle	KTM 690 Duke	1:46.546	<b>1:44.966</b>	<b>1:44.966</b>	9.498
22	G14	F-ESC	14	Samuel Saudubray (FRA) TVX	450 TVX	1:45.261	<b>1:45.002</b>	<b>1:45.002</b>	9.534

Schnellste Runde : 1:35.739 in Runde 9 durch nr. 58 : Lukas Wimmer (HKR EVO2 R)

**Aushangzeit**

Ergebnisse und Rundenzeiten : [www.raceresults.at](http://www.raceresults.at)

Zeitnahme durch : SDO SportTiming

Rennleiter	Steward]	Zeitmessung	<b>DMSB</b>
Wilfried Kasper	Stefan Beck	Bernd Jung	
Seite 1 von 2			

SUPERBIKE-IDM V8-Hockenheimring Finale

MotorEvents GmbH

S-09-16, EMN 10-316, IMN 191-80

Gesamt Ergebnis - IDM Supermono

23 - 25 September 2016  
Hockenheim Motorrad - 3692 mtr.

Pl.	Nr.	Kls	PIK	Name / Bewerber	Motorrad	Qual-1	Qual-2	Schnellste	Diff.
23	11	F-ESC	15	Jordy Wolters (NED)	Yamaha HRT 740	1:51.401	<b>1:46.295</b>	<b>1:46.295</b>	10.827
24	131	F-ESC	16	Olivier Collet (FRA)	KTM 690 Duke R	1:47.298	<b>1:46.779</b>	<b>1:46.779</b>	11.311
25	74	K-DB	7	Jeroen Vrijfeijke (NED) KTM Duke Battle	KTM 690 Duke	<b>1:47.431</b>	1:47.554	<b>1:47.431</b>	11.963
26	17	F-ESC	17	Dirk Kappeller (GER) Krämer Motorcycles	HKR EVO2	1:51.630	<b>1:51.218</b>	<b>1:51.218</b>	15.750

Schnellste Runde : 1:35.739 in Runde 9 durch nr. 58 : Lukas Wimmer (HKR EVO2 R)

Ergebnisse und Rundenzeiten : [www.raceresults.at](http://www.raceresults.at)

Zeitnahme durch : SDO SportTiming

**Aushangzeit**

Rennleiter	Steward]	Zeitmessung	<b>DMSB</b>
Wilfried Kasper	Stefan Beck	Bernd Jung	
Seite 2 von 2			



## SUPERBIKE-IDM V8-Hockenheimring Finale

MotorEvents GmbH

S-09-16, EMN 10-316, IMN 191-80

### Gesamt Ergebnis - IDM Supermono

23 - 25 September 2016  
Hockenheim Motorrad - 3692 mtr.

Pl.	Nr.	Kls	PI K	Name / Bewerber	Motorrad	Qual-1	Qual-2	Schnellste	Diff.
1	58	F-ESC	1	Lukas Wimmer (AUT) Krämer Motorcycles	HKR EVO2 R	<b>1:35.468</b>	1:35.739	<b>1:35.468</b>	
2	21	F-ESC	2	Jerry Bunt, van de (NED) TeamRaHa 61	Happeck Rotax 449	1:36.699	<b>1:35.802</b>	<b>1:35.802</b>	0.334
3	34	F-ESC	3	Ezequiel Iturrioz (GER) Krämer Motorcycles	HKR EVO2 R	1:37.106	<b>1:36.233</b>	<b>1:36.233</b>	0.765
4	G28	F-ESC	4	Arie Vos (NED) KTM Duke Battle	KTM 690 Duke	1:38.199	<b>1:37.808</b>	<b>1:37.808</b>	2.340
5	89	F-ESC	5	David Leqalle (FRA) J2L BMW	J2L BMW/Pami	1:38.441	<b>1:37.950</b>	<b>1:37.950</b>	2.482
6	2	F-ESC	6	Josef Frauenschuh (AUT) JF High-Tech-Tuning	KTM-JF-Supermono	<b>1:38.421</b>	1:38.934	<b>1:38.421</b>	2.953
7	111	F-ESC	7	Mike Velthuijzen (NED) MVS Race engineering	TZM 250 MVS Yamaha	1:39.916	<b>1:38.729</b>	<b>1:38.729</b>	3.261
8	9	K-DB	1	Robert Schotman (NED) KTM Duke Battle	KTM 690 Duke	1:39.887	<b>1:39.299</b>	<b>1:39.299</b>	3.831
9	118	K-DB	2	Ryan van de Lagemaat (NED) KTM Duke Battle	KTM 690 Duke	1:39.771	<b>1:39.764</b>	<b>1:39.764</b>	4.296
10	113	PrMo	1	Johann Flammann (GER) ADAC Niedersachsen	HKR EVO2 R	1:42.598	<b>1:40.142</b>	<b>1:40.142</b>	4.674
11	84	K-DB	3	Bram Lambrechts (BEL) KTM Duke Battle	KTM 690 Duke	1:40.961	<b>1:40.440</b>	<b>1:40.440</b>	4.972
12	96	PrMo	2	Tycho Wedman (NED) Krämer Motorcycles	HKR EVO2 R	1:40.642	<b>1:40.456</b>	<b>1:40.456</b>	4.988
13	124	K-DB	4	Djim Ulrich (NED) KTM Duke Battle	KTM 690 Duke	1:41.078	<b>1:40.527</b>	<b>1:40.527</b>	5.059
14	G37	F-ESC	8	Lutz Pfeifer (GER)	Yamaha 450	<b>1:41.994</b>	1:43.839	<b>1:41.994</b>	6.526
15	5	F-ESC	9	Johann Karl (GER)	KTM-JK01	1:43.676	<b>1:42.244</b>	<b>1:42.244</b>	6.776
16	44	F-ESC	10	Justus Weinke (GER) Krämer Motorcycles	HKR EVO2 R	1:42.995	<b>1:42.271</b>	<b>1:42.271</b>	6.803
17	35	K-DB	5	Allard Kerkhoven (NED) KTM Duke Battle	KTM 690 Duke	<b>1:42.338</b>	1:44.626	<b>1:42.338</b>	6.870
18	18	F-ESC	11	Libor Kamenicky (CZE) HLM Racingteam	Mali Ahra 800	1:43.307	<b>1:42.729</b>	<b>1:42.729</b>	7.261
19	23	F-ESC	12	Dustin Gerken (GER) ADAC Berlin/Brandenburg Team	HKR EVO2	1:45.095	<b>1:43.747</b>	<b>1:43.747</b>	8.279
20	8	F-ESC	13	Bruno Collin (FRA) Trajectorie Jeune Pilote	450 RS TVX	<b>1:44.801</b>		<b>1:44.801</b>	9.333
21	7	K-DB	6	Emile Litjens (NED) KTM Duke Battle	KTM 690 Duke	1:46.546	<b>1:44.966</b>	<b>1:44.966</b>	9.498
22	G14	F-ESC	14	Samuel Saudubray (FRA) TVX	450 TVX	1:45.261	<b>1:45.002</b>	<b>1:45.002</b>	9.534

Schnellste Runde : 1:35.739 in Runde 9 durch nr. 58 : Lukas Wimmer (HKR EVO2 R)

**Aushangzeit**

Ergebnisse und Rundenzeiten : [www.raceresults.at](http://www.raceresults.at)

Zeitnahme durch : SDO SportTiming

Rennleiter	Steward]	Zeitmessung	<b>DMSB</b>
Wilfried Kasper	Stefan Beck	Bernd Jung	
Seite 1 von 2			

## SUPERBIKE-IDM V8-Hockenheimring Finale

MotorEvents GmbH

S-09-16, EMN 10-316, IMN 191-80

### Gesamt Ergebnis - IDM Supermono

23 - 25 September 2016  
Hockenheim Motorrad - 3692 mtr.

Pl.	Nr.	Kls	PIK	Name / Bewerber	Motorrad	Qual-1	Qual-2	Schnellste	Diff.
23	11	F-ESC	15	Jordy Wolters (NED)	Yamaha HRT 740	1:51.401	<b>1:46.295</b>	<b>1:46.295</b>	10.827
24	131	F-ESC	16	Olivier Collet (FRA)	KTM 690 Duke R	1:47.298	<b>1:46.779</b>	<b>1:46.779</b>	11.311
25	74	K-DB	7	Jeroen Vrijfeijke (NED) KTM Duke Battle	KTM 690 Duke	<b>1:47.431</b>	1:47.554	<b>1:47.431</b>	11.963
26	17	F-ESC	17	Dirk Kappeller (GER) Krämer Motorcycles	HKR EVO2	1:51.630	<b>1:51.218</b>	<b>1:51.218</b>	15.750

Schnellste Runde : 1:35.739 in Runde 9 durch nr. 58 : Lukas Wimmer (HKR EVO2 R)

Ergebnisse und Rundenzeiten : [www.raceresults.at](http://www.raceresults.at)

Zeitnahme durch : SDO SportTiming

**Aushangzeit**

Rennleiter	Steward]	Zeitmessung	<b>DMSB</b>
Wilfried Kasper	Stefan Beck	Bernd Jung	
Seite 2 von 2			

SUPERBIKE-IDM V8-Hockenheimring Finale

MotorEvents GmbH

S-09-16, EMN 10-316, IMN 191-80

Gesamt Ergebnis - IDM Supermono

23 - 25 September 2016  
Hockenheim Motorrad - 3692 mtr.

**Klasse = FIM Europe Supermono Cup**

Pl.	Nr.	Name / Bewerber	Motorrad / CITY	Qual-1	Qual-2	Schnellste	Diff.
1	58	Lukas Wimmer (AUT) Krämer Motorcycles	HKR EVO2 R	<b>1:35.468</b>	1:35.739	<b>1:35.468</b>	
2	21	Jerry Bunt, van de (NED) TeamRaHa 61	Happeck Rotax 449	1:36.699	<b>1:35.802</b>	<b>1:35.802</b>	0.334
3	34	Ezequiel Iturrioz (GER) Krämer Motorcycles	HKR EVO2 R	1:37.106	<b>1:36.233</b>	<b>1:36.233</b>	0.765
4	G28	Arie Vos (NED) KTM Duke Battle	KTM 690 Duke	1:38.199	<b>1:37.808</b>	<b>1:37.808</b>	2.340
5	89	David Leqalle (FRA) J2L BMW	J2L BMW/Pami	1:38.441	<b>1:37.950</b>	<b>1:37.950</b>	2.482
6	2	Josef Frauenschuh (AUT) JF High-Tech-Tuning	KTM-JF-Supermono	<b>1:38.421</b>	1:38.934	<b>1:38.421</b>	2.953
7	111	Mike Velthuijzen (NED) MVS Race engineering	TZM 250 MVS Yamaha	1:39.916	<b>1:38.729</b>	<b>1:38.729</b>	3.261
8	G37	Lutz Pfeifer (GER)	Yamaha 450	<b>1:41.994</b>	1:43.839	<b>1:41.994</b>	6.526
9	5	Johann Karl (GER)	KTM-JK01	1:43.676	<b>1:42.244</b>	<b>1:42.244</b>	6.776
10	44	Justus Weinke (GER) Krämer Motorcycles	HKR EVO2 R	1:42.995	<b>1:42.271</b>	<b>1:42.271</b>	6.803
11	18	Libor Kamenicky (CZE) HLM Racingteam	Mali Ahra 800	1:43.307	<b>1:42.729</b>	<b>1:42.729</b>	7.261
12	23	Dustin Gerken (GER) ADAC Berlin/Brandenburg Team	HKR EVO2	1:45.095	<b>1:43.747</b>	<b>1:43.747</b>	8.279
13	8	Bruno Collin (FRA) Trajectorie Jeune Pilote	450 RS TVX	<b>1:44.801</b>		<b>1:44.801</b>	9.333
14	G14	Samuel Saudubray (FRA) TVX	450 TVX	1:45.261	<b>1:45.002</b>	<b>1:45.002</b>	9.534
15	11	Jordy Wolters (NED)	Yamaha HRT 740	1:51.401	<b>1:46.295</b>	<b>1:46.295</b>	10.827
16	131	Olivier Collet (FRA)	KTM 690 Duke R	1:47.298	<b>1:46.779</b>	<b>1:46.779</b>	11.311
17	17	Dirk Kappeller (GER) Krämer Motorcycles	HKR EVO2	1:51.630	<b>1:51.218</b>	<b>1:51.218</b>	15.750

Schnellste Runde : 1:35.739 in Runde 9 durch nr. 58 : Lukas Wimmer (HKR EVO2 R)

**Aushangzeit**

Ergebnisse und Rundenzeiten : [www.raceresults.at](http://www.raceresults.at)

Zeitnahme durch : SDO SportTiming

Rennleiter	Steward]	Zeitmessung	<b>DMSB</b>
Wilfried Kasper	Stefan Beck	Bernd Jung	
Seite 1 von 2			

SUPERBIKE-IDM V8-Hockenheimring Finale

MotorEvents GmbH

S-09-16, EMN 10-316, IMN 191-80

Gesamt Ergebnis - IDM Supermono

23 - 25 September 2016  
Hockenheim Motorrad - 3692 mtr.

**Klasse = KTM Duke Battle**

Pl.	Nr.	Name / Bewerber	Motorrad / CITY	Qual-1	Qual-2	Schnellste	Diff.
1	9	Robert Schotman (NED) KTM Duke Battle	KTM 690 Duke	1:39.887	<b>1:39.299</b>	<b>1:39.299</b>	
2	118	Ryan van de Lagemaat (NED) KTM Duke Battle	KTM 690 Duke	1:39.771	<b>1:39.764</b>	<b>1:39.764</b>	0.465
3	84	Bram Lambrechts (BEL) KTM Duke Battle	KTM 690 Duke	1:40.961	<b>1:40.440</b>	<b>1:40.440</b>	1.141
4	124	Djim Ulrich (NED) KTM Duke Battle	KTM 690 Duke	1:41.078	<b>1:40.527</b>	<b>1:40.527</b>	1.228
5	35	Allard Kerkhoven (NED) KTM Duke Battle	KTM 690 Duke	<b>1:42.338</b>	1:44.626	<b>1:42.338</b>	3.039
6	7	Emile Litjens (NED) KTM Duke Battle	KTM 690 Duke	1:46.546	<b>1:44.966</b>	<b>1:44.966</b>	5.667
7	74	Jeroen Vijfeijke (NED) KTM Duke Battle	KTM 690 Duke	<b>1:47.431</b>	1:47.554	<b>1:47.431</b>	8.132

Schnellste Runde : 1:35.739 in Runde 9 durch nr. 58 : Lukas Wimmer (HKR EVO2 R)

Ergebnisse und Rundenzeiten : [www.raceresults.at](http://www.raceresults.at)

Zeitnahme durch : SDO SportTiming

**Aushangzeit**

Rennleiter	Steward]	Zeitmessung	<b>DMSB</b>
Wilfried Kasper	Stefan Beck	Bernd Jung	
Seite 2 von 2			

SUPERBIKE-IDM V8-Hockenheimring Finale

MotorEvents GmbH

S-09-16, EMN 10-316, IMN 191-80

Gesamt Ergebnis - IDM Supermono

23 - 25 September 2016  
Hockenheim Motorrad - 3692 mtr.

**Klasse = FIM Europe Supermono Cup**

Pl.	Nr.	Name / Bewerber	Motorrad / CITY	Qual-1	Qual-2	Schnellste	Diff.
1	58	Lukas Wimmer (AUT) Krämer Motorcycles	HKR EVO2 R	<b>1:35.468</b>	1:35.739	<b>1:35.468</b>	
2	21	Jerry Bunt, van de (NED) TeamRaHa 61	Happeck Rotax 449	1:36.699	<b>1:35.802</b>	<b>1:35.802</b>	0.334
3	34	Ezequiel Iturrioz (GER) Krämer Motorcycles	HKR EVO2 R	1:37.106	<b>1:36.233</b>	<b>1:36.233</b>	0.765
4	G28	Arie Vos (NED) KTM Duke Battle	KTM 690 Duke	1:38.199	<b>1:37.808</b>	<b>1:37.808</b>	2.340
5	89	David Leqalle (FRA) J2L BMW	J2L BMW/Pami	1:38.441	<b>1:37.950</b>	<b>1:37.950</b>	2.482
6	2	Josef Frauenschuh (AUT) JF High-Tech-Tuning	KTM-JF-Supermono	<b>1:38.421</b>	1:38.934	<b>1:38.421</b>	2.953
7	111	Mike Velthuijzen (NED) MVS Race engineering	TZM 250 MVS Yamaha	1:39.916	<b>1:38.729</b>	<b>1:38.729</b>	3.261
8	G37	Lutz Pfeifer (GER)	Yamaha 450	<b>1:41.994</b>	1:43.839	<b>1:41.994</b>	6.526
9	5	Johann Karl (GER)	KTM-JK01	1:43.676	<b>1:42.244</b>	<b>1:42.244</b>	6.776
10	44	Justus Weinke (GER) Krämer Motorcycles	HKR EVO2 R	1:42.995	<b>1:42.271</b>	<b>1:42.271</b>	6.803
11	18	Libor Kamenicky (CZE) HLM Racingteam	Mali Ahra 800	1:43.307	<b>1:42.729</b>	<b>1:42.729</b>	7.261
12	23	Dustin Gerken (GER) ADAC Berlin/Brandenburg Team	HKR EVO2	1:45.095	<b>1:43.747</b>	<b>1:43.747</b>	8.279
13	8	Bruno Collin (FRA) Trajectorie Jeune Pilote	450 RS TVX	<b>1:44.801</b>		<b>1:44.801</b>	9.333
14	G14	Samuel Saudubray (FRA) TVX	450 TVX	1:45.261	<b>1:45.002</b>	<b>1:45.002</b>	9.534
15	11	Jordy Wolters (NED)	Yamaha HRT 740	1:51.401	<b>1:46.295</b>	<b>1:46.295</b>	10.827
16	131	Olivier Collet (FRA)	KTM 690 Duke R	1:47.298	<b>1:46.779</b>	<b>1:46.779</b>	11.311
17	17	Dirk Kappeller (GER) Krämer Motorcycles	HKR EVO2	1:51.630	<b>1:51.218</b>	<b>1:51.218</b>	15.750

Schnellste Runde : 1:35.739 in Runde 9 durch nr. 58 : Lukas Wimmer (HKR EVO2 R)

**Aushangzeit**

Ergebnisse und Rundenzeiten : [www.raceresults.at](http://www.raceresults.at)

Zeitnahme durch : SDO SportTiming

Rennleiter	Steward]	Zeitmessung	<b>DMSB</b>
Wilfried Kasper	Stefan Beck	Bernd Jung	
Seite 1 von 2			

SUPERBIKE-IDM V8-Hockenheimring Finale

MotorEvents GmbH

S-09-16, EMN 10-316, IMN 191-80

Gesamt Ergebnis - IDM Supermono

23 - 25 September 2016  
Hockenheim Motorrad - 3692 mtr.

**Klasse = KTM Duke Battle**

Pl.	Nr.	Name / Bewerber	Motorrad / CITY	Qual-1	Qual-2	Schnellste	Diff.
1	9	Robert Schotman (NED) KTM Duke Battle	KTM 690 Duke	1:39.887	<b>1:39.299</b>	<b>1:39.299</b>	
2	118	Ryan van de Lagemaat (NED) KTM Duke Battle	KTM 690 Duke	1:39.771	<b>1:39.764</b>	<b>1:39.764</b>	0.465
3	84	Bram Lambrechts (BEL) KTM Duke Battle	KTM 690 Duke	1:40.961	<b>1:40.440</b>	<b>1:40.440</b>	1.141
4	124	Djim Ulrich (NED) KTM Duke Battle	KTM 690 Duke	1:41.078	<b>1:40.527</b>	<b>1:40.527</b>	1.228
5	35	Allard Kerkhoven (NED) KTM Duke Battle	KTM 690 Duke	<b>1:42.338</b>	1:44.626	<b>1:42.338</b>	3.039
6	7	Emile Litjens (NED) KTM Duke Battle	KTM 690 Duke	1:46.546	<b>1:44.966</b>	<b>1:44.966</b>	5.667
7	74	Jeroen Vijfeijke (NED) KTM Duke Battle	KTM 690 Duke	<b>1:47.431</b>	1:47.554	<b>1:47.431</b>	8.132

Schnellste Runde : 1:35.739 in Runde 9 durch nr. 58 : Lukas Wimmer (HKR EVO2 R)

**Aushangzeit**

Ergebnisse und Rundenzeiten : [www.raceresults.at](http://www.raceresults.at)

Zeitnahme durch : SDO SportTiming

Rennleiter	Steward]	Zeitmessung	<b>DMSB</b>
Wilfried Kasper	Stefan Beck	Bernd Jung	
Seite 2 von 2			

**SUPERBIKE-IDM V8-Hockenheimring Finale**

MotorEvents GmbH

S-09-16, EMN 10-316, IMN 191-80

IDM Supermono - Qualifying 2

23 - 25 September 2016

Rundezeiten

Hockenheim Motorrad - 3692 mtr.

Nr.	Name	Rnd	Runde	Lap ..1	Lap ..2	Lap ..3	Lap ..4	Lap ..5	Lap ..6	Lap ..7	Lap ..8	Lap ..9	Lap ..0
58	Lukas Wimmer	11	1 - 10	1:46.995	2:02.805	1:37.202	1:39.619	1:44.547	2:30.024	1:36.936	1:35.901	1:35.739	1:40.745
			11 - 20	1:35.799									
21	Jerry Bunt, van de	12	1 - 10	1:42.534	1:39.963	1:39.565	1:40.158	1:40.531	1:38.716	1:36.859	1:36.290	1:35.860	1:37.302
			11 - 20	1:35.802	1:41.066								
34	Ezequiel Iturrioz	11	1 - 10	1:48.489	2:02.476	1:37.714	1:39.112	1:44.627	2:29.964	1:36.855	1:36.233	1:37.083	1:39.330
			11 - 20	1:36.843									
G28	Arie Vos	11	1 - 10	1:45.313	1:41.319	1:40.547	2:03.824	1:39.188	1:37.808	1:38.326	1:37.854	1:38.033	2:37.324
			11 - 20	1:38.683									
89	David Legalle	8	1 - 10	1:41.389	1:39.272	1:40.127	1:39.086	1:37.950	1:38.299	1:38.794	2:01.270		
			11 - 20	1:38.955									
111	Mike Velthuisen	11	1 - 10	1:49.616	1:41.582	1:41.097	1:39.903	1:39.709	1:39.870	1:39.569	1:39.329	1:38.729	1:55.461
			11 - 20	1:39.061									
2	Josef Frauenschuh	11	1 - 10	1:48.540	1:42.566	1:41.983	1:40.540	1:39.537	1:45.227	2:13.395	1:38.934	1:39.256	1:39.617
			11 - 20	1:38.955									
9	Robert Schotman	12	1 - 10	1:45.234	1:42.100	1:39.991	1:50.200	1:48.454	1:40.454	1:44.597	1:39.299	1:40.066	1:40.708
			11 - 20	1:40.063	1:40.788								
118	Ryan van de Lagemaat	12	1 - 10	1:45.208	1:41.143	1:40.661	1:44.363	1:49.433	1:45.983	1:41.306	1:40.504	1:40.528	1:41.891
			11 - 20	1:39.764	1:40.568								
113	Johann Flammann	10	1 - 10	1:43.822	1:45.099	1:41.208	1:41.546	1:41.316	2:00.864	1:44.800	1:40.542	1:40.142	1:56.808
			11 - 20	1:40.142									
84	Bram Lambrechts	11	1 - 10	1:45.625	1:42.535	1:40.440	1:41.669	1:59.642	1:44.104	1:41.953	1:41.697	1:47.516	2:48.123
			11 - 20	1:41.655									
96	Tycho Wedman	12	1 - 10	1:46.210	1:43.338	1:41.317	1:41.138	1:41.395	1:40.811	1:53.219	1:40.962	1:40.677	1:40.649
			11 - 20	1:40.456	1:50.865								
124	Djim Ulrich	12	1 - 10	1:46.697	1:43.821	1:42.779	1:42.410	1:41.976	1:50.390	1:41.603	1:42.203	1:41.553	1:41.305
			11 - 20	1:40.975	1:40.527								
5	Johann Karl	10	1 - 10	1:51.893	1:45.891	1:48.658	1:43.754	1:42.841	1:43.495	2:03.061	2:56.882	1:43.742	1:42.244
			11 - 20	1:40.142									
44	Justus Weinke	8	1 - 10	1:46.156	1:44.947	1:42.650	1:42.624	1:42.271	1:48.091	2:37.755	1:49.682		
			11 - 20	1:40.142									
18	Libor Kamenicky	11	1 - 10	1:53.628	1:42.729	1:44.574	1:44.732	1:43.674	1:45.025	1:43.914	2:06.606	2:04.861	1:43.332
			11 - 20	1:43.339									
23	Dustin Gerken	11	1 - 10	1:49.536	1:45.812	1:47.257	1:45.303	1:44.407	1:45.072	1:44.258	1:44.592	1:43.747	1:45.222
			11 - 20	1:43.921									
G37	Lutz Pfeifer	8	1 - 10	1:51.730	1:45.149	1:44.982	1:44.730	1:44.976	1:44.334	1:44.640	1:43.839		
			11 - 20	1:40.142									
35	Allard Kerkhoven	2	1 - 10	1:47.458	1:44.626								
			11 - 20	1:40.142									
7	Emile Litjens	11	1 - 10	1:48.686	1:47.347	1:47.666	1:46.358	1:45.065	1:44.995	1:45.318	1:59.293	2:45.508	1:46.132
			11 - 20	1:44.966									
G14	Samuel Saudubray	9	1 - 10	1:54.723	1:52.392	1:48.175	1:47.295	2:01.370	2:55.495	1:47.222	1:45.955	1:45.002	
			11 - 20	1:40.142									
11	Jordy Wolters	10	1 - 10	1:59.010	1:50.010	1:47.910	1:51.764	1:47.783	1:46.992	1:46.504	1:46.295	1:46.651	1:58.476
			11 - 20	1:40.142									
131	Olivier Collet	10	1 - 10	2:04.196	1:54.245	1:47.869	1:47.897	1:46.779	1:46.979	1:48.222	1:47.685	1:49.284	1:47.707
			11 - 20	1:40.142									

**SUPERBIKE-IDM V8-Hockenheimring Finale**

MotorEvents GmbH

S-09-16, EMN 10-316, IMN 191-80

IDM Supermono - Qualifying 2

23 - 25 September 2016

Rundezeiten

Hockenheim Motorrad - 3692 mtr.

Nr.	Name	Rnd	Runde	Lap ..1	Lap ..2	Lap ..3	Lap ..4	Lap ..5	Lap ..6	Lap ..7	Lap ..8	Lap ..9	Lap ..0
74	Jeroen Vijfeijke	11	1 - 10	1:48.900	1:48.486	1:48.696	1:48.805	1:47.819	1:47.724	1:48.379	1:48.248	1:47.704	1:49.241
			11 - 20	1:47.554									
17	Dirk Kappeller	9	1 - 10	1:56.197	1:56.046	1:59.150	1:54.638	1:53.935	2:01.005	2:37.945	1:51.218	2:25.485	



**SUPERBIKE-IDM V8-Hockenheimring Finale**

MotorEvents GmbH

S-09-16, EMN 10-316, IMN 191-80

IDM Supermono - Qualifying 2

23 - 25 September 2016

Rundezeiten

Hockenheim Motorrad - 3692 mtr.

Nr.	Name	Rnd	Runde	Lap ..1	Lap ..2	Lap ..3	Lap ..4	Lap ..5	Lap ..6	Lap ..7	Lap ..8	Lap ..9	Lap ..0
58	Lukas Wimmer	11	1 - 10	1:46.995	2:02.805	1:37.202	1:39.619	1:44.547	2:30.024	1:36.936	1:35.901	1:35.739	1:40.745
			11 - 20	1:35.799									
21	Jerry Bunt, van de	12	1 - 10	1:42.534	1:39.963	1:39.565	1:40.158	1:40.531	1:38.716	1:36.859	1:36.290	1:35.860	1:37.302
			11 - 20	1:35.802	1:41.066								
34	Ezequiel Iturrioz	11	1 - 10	1:48.489	2:02.476	1:37.714	1:39.112	1:44.627	2:29.964	1:36.855	1:36.233	1:37.083	1:39.330
			11 - 20	1:36.843									
G28	Arie Vos	11	1 - 10	1:45.313	1:41.319	1:40.547	2:03.824	1:39.188	1:37.808	1:38.326	1:37.854	1:38.033	2:37.324
			11 - 20	1:38.683									
89	David Legalle	8	1 - 10	1:41.389	1:39.272	1:40.127	1:39.086	1:37.950	1:38.299	1:38.794	2:01.270		
			11 - 20	1:38.955									
111	Mike Velthuisen	11	1 - 10	1:49.616	1:41.582	1:41.097	1:39.903	1:39.709	1:39.870	1:39.569	1:39.329	1:38.729	1:55.461
			11 - 20	1:39.061									
2	Josef Frauenschuh	11	1 - 10	1:48.540	1:42.566	1:41.983	1:40.540	1:39.537	1:45.227	2:13.395	1:38.934	1:39.256	1:39.617
			11 - 20	1:38.955									
9	Robert Schotman	12	1 - 10	1:45.234	1:42.100	1:39.991	1:50.200	1:48.454	1:40.454	1:44.597	1:39.299	1:40.066	1:40.708
			11 - 20	1:40.063	1:40.788								
118	Ryan van de Lagemaat	12	1 - 10	1:45.208	1:41.143	1:40.661	1:44.363	1:49.433	1:45.983	1:41.306	1:40.504	1:40.528	1:41.891
			11 - 20	1:39.764	1:40.568								
113	Johann Flammann	10	1 - 10	1:43.822	1:45.099	1:41.208	1:41.546	1:41.316	2:00.864	1:44.800	1:40.542	1:40.142	1:56.808
			11 - 20	1:40.142									
84	Bram Lambrechts	11	1 - 10	1:45.625	1:42.535	1:40.440	1:41.669	1:59.642	1:44.104	1:41.953	1:41.697	1:47.516	2:48.123
			11 - 20	1:41.655									
96	Tycho Wedman	12	1 - 10	1:46.210	1:43.338	1:41.317	1:41.138	1:41.395	1:40.811	1:53.219	1:40.962	1:40.677	1:40.649
			11 - 20	1:40.456	1:50.865								
124	Djim Ulrich	12	1 - 10	1:46.697	1:43.821	1:42.779	1:42.410	1:41.976	1:50.390	1:41.603	1:42.203	1:41.553	1:41.305
			11 - 20	1:40.975	1:40.527								
5	Johann Karl	10	1 - 10	1:51.893	1:45.891	1:48.658	1:43.754	1:42.841	1:43.495	2:03.061	2:56.882	1:43.742	1:42.244
			11 - 20	1:40.142									
44	Justus Weinke	8	1 - 10	1:46.156	1:44.947	1:42.650	1:42.624	1:42.271	1:48.091	2:37.755	1:49.682		
			11 - 20	1:40.142									
18	Libor Kamenicky	11	1 - 10	1:53.628	1:42.729	1:44.574	1:44.732	1:43.674	1:45.025	1:43.914	2:06.606	2:04.861	1:43.332
			11 - 20	1:43.339									
23	Dustin Gerken	11	1 - 10	1:49.536	1:45.812	1:47.257	1:45.303	1:44.407	1:45.072	1:44.258	1:44.592	1:43.747	1:45.222
			11 - 20	1:43.921									
G37	Lutz Pfeifer	8	1 - 10	1:51.730	1:45.149	1:44.982	1:44.730	1:44.976	1:44.334	1:44.640	1:43.839		
			11 - 20	1:40.142									
35	Allard Kerkhoven	2	1 - 10	1:47.458	1:44.626								
			11 - 20	1:40.142									
7	Emile Litjens	11	1 - 10	1:48.686	1:47.347	1:47.666	1:46.358	1:45.065	1:44.995	1:45.318	1:59.293	2:45.508	1:46.132
			11 - 20	1:44.966									
G14	Samuel Saudubray	9	1 - 10	1:54.723	1:52.392	1:48.175	1:47.295	2:01.370	2:55.495	1:47.222	1:45.955	1:45.002	
			11 - 20	1:40.142									
11	Jordy Wolters	10	1 - 10	1:59.010	1:50.010	1:47.910	1:51.764	1:47.783	1:46.992	1:46.504	1:46.295	1:46.651	1:58.476
			11 - 20	1:40.142									
131	Olivier Collet	10	1 - 10	2:04.196	1:54.245	1:47.869	1:47.897	1:46.779	1:46.979	1:48.222	1:47.685	1:49.284	1:47.707
			11 - 20	1:40.142									

**SUPERBIKE-IDM V8-Hockenheimring Finale**

MotorEvents GmbH

S-09-16, EMN 10-316, IMN 191-80

IDM Supermono - Qualifying 2

23 - 25 September 2016

Rundezeiten

Hockenheim Motorrad - 3692 mtr.

Nr.	Name	Rnd	Runde	Lap ..1	Lap ..2	Lap ..3	Lap ..4	Lap ..5	Lap ..6	Lap ..7	Lap ..8	Lap ..9	Lap ..0
74	Jeroen Vijfeijke	11	1 - 10	1:48.900	1:48.486	1:48.696	1:48.805	1:47.819	1:47.724	1:48.379	1:48.248	1:47.704	1:49.241
			11 - 20	1:47.554									
17	Dirk Kappeller	9	1 - 10	1:56.197	1:56.046	1:59.150	1:54.638	1:53.935	2:01.005	2:37.945	1:51.218	2:25.485	

## SUPERBIKE-IDM V8-Hockenheimring Finale

MotorEvents GmbH

S-09-16, EMN 10-316, IMN 191-80

### IDM Supermono - Qualifying 2

23 - 25 September 2016

Hockenheim Motorrad - 3692 mtr.

Pl.	Nr.	Name / Team Name	Sector 1			Sector 2			Sector 3			Theoretischer Bestest	Bestzeit	In
			Zeit	.	pl.	Zeit	.	pl.	Zeit	.	pl.			
1	58	Lukas Wimmer (AUT)	24.913	9	2	34.884	9	1	35.682	11	1	1:35.479	1:35.739	9
2	21	Jerry Bunt, van de (NED)	24.763	10	1	34.961	11	2	35.688	9	2	1:35.412	1:35.802	11
3	34	Ezequiel I turrioz (GER)	25.095	8	3	35.195	8	3	35.943	8	3	1:36.233	1:36.233	8
4	G28	Arie Vos (NED)	25.359	6	4	35.886	7	7	36.336	6	4	1:37.581	1:37.808	6
5	89	David Legalle (FRA)	25.431	6	5	35.880	5	6	36.562	2	5	1:37.873	1:37.950	5
6	111	Mike Velthuiszen (NED)	25.637	9	7	35.857	11	5	37.125	9	8	1:38.619	1:38.729	9
7	2	Josef Frauenschuh (AUT)	25.461	11	6	35.554	11	4	36.871	8	6	1:37.886	1:38.934	8
8	9	Robert Schotman (NED)	25.870	3	8	36.316	11	9	36.888	8	7	1:39.074	1:39.299	8
9	118	Ryan van de Lagemaat (NED)	26.036	11	11	36.495	11	11	37.233	11	9	1:39.764	1:39.764	11
10	113	Johann Flammann (GER)	25.955	9	9	36.471	9	10	37.681	8	13	1:40.107	1:40.142	9
11	84	Bram Lambrechts (BEL)	26.021	3	10	36.868	3	13	37.551	3	12	1:40.440	1:40.440	3
12	96	Tycho Wedman (NED)	26.096	9	12	36.270	11	8	37.349	11	10	1:39.715	1:40.456	11
13	124	Djim Ulrich (NED)	26.302	12	13	36.848	12	12	37.377	12	11	1:40.527	1:40.527	12
14	5	Johann Karl (GER)	26.677	10	17	37.227	10	15	38.147	5	14	1:42.051	1:42.244	10
15	44	Justus Weinke (GER)	26.545	5	15	37.034	8	14	38.456	3	15	1:42.035	1:42.271	5
16	18	Libor Kamenicky (CZE)	26.544	2	14	37.355	5	16	38.551	11	16	1:42.450	1:42.729	2
17	23	Dustin Gerken (GER)	27.184	7	20	37.546	10	17	38.726	9	17	1:43.456	1:43.747	9
18	G37	Lutz Pfeifer (GER)	26.757	3	18	38.068	8	20	38.800	8	18	1:43.625	1:43.839	8
19	35	Allard Kerkhoven (NED)	26.625	2	16	37.819	2	18	40.182	2	22	1:44.626	1:44.626	2
20	7	Emile Litjers (NED)	27.181	11	19	38.152	11	21	39.022	5	20	1:44.355	1:44.966	11
21	G14	Samuel Saudubray (FRA)	28.031	8	24	37.990	9	19	38.915	9	19	1:44.936	1:45.002	9
22	11	Jordy Wolters (NED)	27.354	10	21	38.344	8	22	40.221	8	23	1:45.919	1:46.295	8
23	131	Olivier Collet (FRA)	27.851	6	23	38.664	10	23	39.898	5	21	1:46.413	1:46.779	5
24	74	Jeroen Vijfeijke (NED)	27.780	5	22	38.693	11	24	40.585	11	24	1:47.058	1:47.554	11
25	17	Dirk Kappeller (GER)	29.314	8	25	40.020	8	25	41.884	8	25	1:51.218	1:51.218	8

## SUPERBIKE-IDM V8-Hockenheimring Finale

MotorEvents GmbH

S-09-16, EMN 10-316, IMN 191-80

### IDM Supermono - Qualifying 2

23 - 25 September 2016

Hockenheim Motorrad - 3692 mtr.

Pl.	Nr.	Name / Team Name	Sector 1			Sector 2			Sector 3			Theoretischer Bestest	Bestzeit	In
			Zeit	.	pl.	Zeit	.	pl.	Zeit	.	pl.			
1	58	Lukas Wimmer (AUT)	24.913	9	2	34.884	9	1	35.682	11	1	1:35.479	1:35.739	9
2	21	Jerry Bunt, van de (NED)	24.763	10	1	34.961	11	2	35.688	9	2	1:35.412	1:35.802	11
3	34	Ezequiel I turrioz (GER)	25.095	8	3	35.195	8	3	35.943	8	3	1:36.233	1:36.233	8
4	G28	Arie Vos (NED)	25.359	6	4	35.886	7	7	36.336	6	4	1:37.581	1:37.808	6
5	89	David Legalle (FRA)	25.431	6	5	35.880	5	6	36.562	2	5	1:37.873	1:37.950	5
6	111	Mike Velthuiszen (NED)	25.637	9	7	35.857	11	5	37.125	9	8	1:38.619	1:38.729	9
7	2	Josef Frauenschuh (AUT)	25.461	11	6	35.554	11	4	36.871	8	6	1:37.886	1:38.934	8
8	9	Robert Schotman (NED)	25.870	3	8	36.316	11	9	36.888	8	7	1:39.074	1:39.299	8
9	118	Ryan van de Lagemaat (NED)	26.036	11	11	36.495	11	11	37.233	11	9	1:39.764	1:39.764	11
10	113	Johann Flammann (GER)	25.955	9	9	36.471	9	10	37.681	8	13	1:40.107	1:40.142	9
11	84	Bram Lambrechts (BEL)	26.021	3	10	36.868	3	13	37.551	3	12	1:40.440	1:40.440	3
12	96	Tycho Wedman (NED)	26.096	9	12	36.270	11	8	37.349	11	10	1:39.715	1:40.456	11
13	124	Djim Ulrich (NED)	26.302	12	13	36.848	12	12	37.377	12	11	1:40.527	1:40.527	12
14	5	Johann Karl (GER)	26.677	10	17	37.227	10	15	38.147	5	14	1:42.051	1:42.244	10
15	44	Justus Weinke (GER)	26.545	5	15	37.034	8	14	38.456	3	15	1:42.035	1:42.271	5
16	18	Libor Kamenicky (CZE)	26.544	2	14	37.355	5	16	38.551	11	16	1:42.450	1:42.729	2
17	23	Dustin Gerken (GER)	27.184	7	20	37.546	10	17	38.726	9	17	1:43.456	1:43.747	9
18	G37	Lutz Pfeifer (GER)	26.757	3	18	38.068	8	20	38.800	8	18	1:43.625	1:43.839	8
19	35	Allard Kerkhoven (NED)	26.625	2	16	37.819	2	18	40.182	2	22	1:44.626	1:44.626	2
20	7	Emile Litjers (NED)	27.181	11	19	38.152	11	21	39.022	5	20	1:44.355	1:44.966	11
21	G14	Samuel Saudubray (FRA)	28.031	8	24	37.990	9	19	38.915	9	19	1:44.936	1:45.002	9
22	11	Jordy Wolters (NED)	27.354	10	21	38.344	8	22	40.221	8	23	1:45.919	1:46.295	8
23	131	Olivier Collet (FRA)	27.851	6	23	38.664	10	23	39.898	5	21	1:46.413	1:46.779	5
24	74	Jeroen Vijfeijke (NED)	27.780	5	22	38.693	11	24	40.585	11	24	1:47.058	1:47.554	11
25	17	Dirk Kappeller (GER)	29.314	8	25	40.020	8	25	41.884	8	25	1:51.218	1:51.218	8

## SUPERBIKE-IDM V8-Hockenheimring Finale

MotorEvents GmbH

S-09-16, EMN 10-316, IMN 191-80

### IDM Supermono - Qualifying 2

23 - 25 September 2016

### Runden und Sektoren Zeiten

Hockenheim Motorrad - 3692 mtr.

2 Josef Frauenschuh (AUT)								KTM-JF-Supermono												
lap	Sect-1	Speed	Sect-2	Speed	Sect-3	Speed	TopSpeed	laptime	pit	lap	Sect-1	Speed	Sect-2	Speed	Sect-3	Speed	Topspeed	laptime	pit	
1	Out	129.5	38.906	179.7	40.338	184.0		1:48.540		7	Out	136.2	36.306	183.1	37.196	190.5			2:13.395	P
2	26.631	133.7	36.975	183.7	38.960	191.8		1:42.566		8	25.940	130.3	36.123	183.4	<u>36.871</u>	<u>195.3</u>			<u>1:38.934</u>	
3	26.805	120.7	37.276	184.9	37.902	194.2		1:41.983		9	25.882	139.5	36.275	184.6	37.099	193.2			1:39.256	
4	26.544	<u>146.3</u>	36.355	<u>185.9</u>	37.641	191.8		1:40.540		10	26.152	141.9	36.230	181.8	37.235	192.9			1:39.617	
5	25.799	134.8	36.321	182.1	37.417	193.2		1:39.537		11	<u>25.461</u>	143.0	<u>35.554</u>	184.3	37.940	193.9			1:38.955	
6	26.513	139.7	36.510	181.8				1:45.227		12										

5 Johann Karl (GER)								KTM-JK01												
lap	Sect-1	Speed	Sect-2	Speed	Sect-3	Speed	TopSpeed	laptime	pit	lap	Sect-1	Speed	Sect-2	Speed	Sect-3	Speed	Topspeed	laptime	pit	
1	Out	114.4	39.309	163.4	38.733	176.5		1:51.893		6	26.908	136.7	38.013	<u>170.3</u>	38.574	163.6			1:43.495	
2	27.110	<u>138.1</u>	39.532	164.9	39.249	175.9		1:45.891		7	30.039	121.5	41.742	130.4					2:03.061	
3	27.775	113.2	42.208	167.7	38.675	175.9		1:48.658		8	Out	117.5	45.661	102.3	42.340	169.5			2:56.882	P
4	27.131	133.5	38.412	166.4	38.211	174.8		1:43.754		9	27.180	131.9	38.030	162.7	38.532	175.9			1:43.742	
5	26.779	137.8	37.915	166.9	<u>38.147</u>	176.5		1:42.841		10	<u>26.677</u>	137.8	<u>37.227</u>	170.1	38.340	<u>178.8</u>			<u>1:42.244</u>	

7 Emile Litjens (NED)								KTM 690 Duke												
lap	Sect-1	Speed	Sect-2	Speed	Sect-3	Speed	TopSpeed	laptime	pit	lap	Sect-1	Speed	Sect-2	Speed	Sect-3	Speed	Topspeed	laptime	pit	
1	Out	123.4	41.103	165.4	40.871	<u>173.4</u>		1:48.686		7	27.438	130.1	38.672	163.9	39.208	171.4			1:45.318	
2	28.200	132.7	39.336	163.6	39.811	171.2		1:47.347		8	28.776	127.7	40.528	156.3					1:59.293	
3	28.068	124.3	39.588	162.2	40.010	170.3		1:47.666		9	Out	121.9	42.333	149.8	45.651	169.8			2:45.508	P
4	27.680	130.9	38.962	164.4	39.716	170.6		1:46.358		10	28.109	<u>134.7</u>	38.262	163.6	39.761	170.3			1:46.132	
5	27.393	134.0	38.650	<u>168.5</u>	<u>39.022</u>	<u>173.4</u>		1:45.065		11	<u>27.181</u>	131.9	<u>38.152</u>	163.1	39.633	171.2			<u>1:44.966</u>	
6	27.193	130.6	38.589	165.1	39.213	<u>173.4</u>		1:44.995		12										

9 Robert Schotman (NED)								KTM 690 Duke												
lap	Sect-1	Speed	Sect-2	Speed	Sect-3	Speed	TopSpeed	laptime	pit	lap	Sect-1	Speed	Sect-2	Speed	Sect-3	Speed	Topspeed	laptime	pit	
1	Out	133.7	39.158	169.8	38.238	180.3		1:45.234		7	29.403	134.8	37.603	172.0	37.591	180.3			1:44.597	
2	26.849	138.5	37.540	170.9	37.711	181.8		1:42.100		8	26.023	142.9	36.388	170.6	<u>36.888</u>	180.9			<u>1:39.299</u>	
3	<u>25.870</u>	144.8	36.799	<u>173.9</u>	37.322	<u>185.2</u>		1:39.991		9	25.972	144.2	36.738	172.2	37.356	176.2			1:40.066	
4	28.280	136.9	37.724	163.4	44.196	176.8		1:50.200		10	26.173	139.4	36.857	167.4	37.678	177.6			1:40.708	
5	29.864	126.9	40.761	171.2	37.829	178.5		1:48.454		11	26.541	<u>146.9</u>	<u>36.316</u>	<u>173.9</u>	37.206	179.7			1:40.063	
6	26.231	142.9	36.878	169.8	37.345	176.8		1:40.454		12	26.314	141.7	36.923	172.0	37.551	178.8			1:40.788	

11 Jordy Wolters (NED)								Yamaha HRT 740												
lap	Sect-1	Speed	Sect-2	Speed	Sect-3	Speed	TopSpeed	laptime	pit	lap	Sect-1	Speed	Sect-2	Speed	Sect-3	Speed	Topspeed	laptime	pit	
1	Out	125.1	44.853	165.9	43.480	174.2		1:59.010		6	27.553	132.5	38.401	<u>170.6</u>	41.038	175.0			1:46.992	
2	28.569	125.4	39.579	168.8	41.862	175.6		1:50.010		7	27.688	128.7	38.547	169.8	40.269	173.4			1:46.504	
3	28.492	123.1	38.755	170.3	40.663	176.5		1:47.910		8	27.730	<u>138.3</u>	<u>38.344</u>	168.8	<u>40.221</u>	175.0			<u>1:46.295</u>	
4	27.830	130.9	42.693	167.4	41.241	<u>176.8</u>		1:51.764		9	27.811	131.7	38.562	168.5	40.278	175.6			1:46.651	
5	28.381	128.1	38.742	168.8	40.660	176.2		1:47.783		10	<u>27.354</u>	134.7	39.195	168.8					1:58.476	

17 Dirk Kappeller (GER)								HKR EVO2												
lap	Sect-1	Speed	Sect-2	Speed	Sect-3	Speed	TopSpeed	laptime	pit	lap	Sect-1	Speed	Sect-2	Speed	Sect-3	Speed	Topspeed	laptime	pit	
1	Out	123.6	43.271	158.6	44.396	164.9		1:56.197		6	29.794	124.3	41.489	160.0					2:01.005	
2	29.964	125.6	42.237	156.7	43.845	167.2		1:56.046		7	Out	121.3	40.997	160.0	42.947	155.2			2:37.945	P
3	31.080	103.9	45.000	160.0	43.070	169.8		1:59.150		8	<u>29.314</u>	<u>131.7</u>	<u>40.020</u>	<u>161.0</u>	<u>41.884</u>	169.8			<u>1:51.218</u>	
4	29.888	126.0	41.888	157.7	42.862	167.7		1:54.638		9	29.572	128.7	52.209	77.0					2:25.485	
5	29.663	127.4	41.430	156.7	42.842	<u>170.3</u>		1:53.935		10										

18 Libor Kamenicky (CZE)								Mali Ahra 800												
lap	Sect-1	Speed	Sect-2	Speed	Sect-3	Speed	TopSpeed	laptime	pit	lap	Sect-1	Speed	Sect-2	Speed	Sect-3	Speed	Topspeed	laptime	pit	
1	Out	121.1	41.933	163.4	40.833	180.9		1:53.628		7	26.918	<u>137.9</u>	37.760	172.5	39.236	179.4			1:43.914	
2	<u>26.544</u>	136.7	37.531	172.8	38.654	<u>183.7</u>		<u>1:42.729</u>		8	30.942	115.4	48.225	120.0	47.439	134.3			2:06.606	
3	26.666	135.5	38.341	173.4	39.567	176.8		1:44.574		9	35.610	118.0	50.161	154.1	39.090	181.2			2:04.861	
4	26.984	132.7	38.117	171.7	39.631	179.7		1:44.732		10	26.815	134.8	37.854	170.6	38.663	181.2			1:43.332	
5	26.937	136.7	<u>37.355</u>	<u>174.8</u>	39.382	180.0		1:43.674		11	27.159	136.4	37.629	170.9	<u>38.551</u>	182.4			1:43.339	
6	27.650	130.1	38.348	172.2	39.027	180.6		1:45.025		12										

21 Jerry Bunt, van de (NED)								Happeck Rotax 449												
lap	Sect-1	Speed	Sect-2	Speed	Sect-3	Speed	TopSpeed	laptime	pit	lap	Sect-1	Speed	Sect-2	Speed	Sect-3	Speed	Topspeed	laptime	pit	
1	Out	122.6	37.647	174.2	37.812	184.3		1:42.534		7	25.350	144.2	35.241	<u>180.0</u>	36.268	189.1			1:36.859	

# SUPERBIKE-IDM V8-Hockenheimring Finale

MotorEvents GmbH

S-09-16, EMN 10-316, IMN 191-80

## IDM Supermono - Qualifying 2

23 - 25 September 2016

### Runden und Sektoren Zeiten

Hockenheim Motorrad - 3692 mtr.

2	25.524	137.9	37.203	176.5	37.236	186.9	1:39.963	8	25.047	144.6	35.333	179.1	35.910	185.6	1:36.290
3	25.752	117.6	37.147	177.0	36.666	187.5	1:39.565	9	24.932	145.4	35.240	177.9	35.688	184.9	1:35.860
4	25.882	142.7	36.876	175.6	37.400	185.9	1:40.158	10	<u>24.763</u>	143.8	35.741	170.9	36.798	185.6	1:37.302
5	25.824	142.5	36.169	178.2	38.538	<u>190.5</u>	1:40.531	11	24.936	142.3	<u>34.961</u>	<u>180.0</u>	35.905	188.8	<u>1:35.802</u>
6	25.261	144.0	36.562	172.2	36.893	189.8	1:38.716	12	24.869	<u>146.9</u>	38.099	143.4	38.098	188.5	1:41.066

23 Dustin Gerken (GER)									HKR EVO2								
lap	Sect-1	Speed	Sect-2	Speed	Sect-3	Speed	TopSpeed	laptime pit	lap	Sect-1	Speed	Sect-2	Speed	Sect-3	Speed	Topspeed	laptime pit
1	Out	125.4	40.821	173.1	41.149	180.6		1:49.536	7	<u>27.184</u>	128.0	37.723	<u>176.8</u>	39.351	182.4		1:44.258
2	28.098	129.7	38.510	170.9	39.204	181.8		1:45.812	8	27.880	128.7	37.870	173.6	38.842	179.7		1:44.592
3	27.363	130.4	40.901	171.7	38.993	183.4		1:47.257	9	27.323	130.6	37.698	173.4	<u>38.726</u>	177.6		<u>1:43.747</u>
4	27.331	131.9	38.422	173.6	39.550	<u>183.7</u>		1:45.303	10	27.916	<u>133.0</u>	<u>37.546</u>	171.7	39.760	179.7		1:45.222
5	27.271	131.4	38.067	173.4	39.069	182.7		1:44.407	11	27.241	131.2	37.897	172.0	38.783	180.3		1:43.921
6	27.329	130.3	38.654	173.4	39.089	182.7		1:45.072	12								

34 Ezequiel Iturrioz (GER)									HKR EVO2 R								
lap	Sect-1	Speed	Sect-2	Speed	Sect-3	Speed	TopSpeed	laptime pit	lap	Sect-1	Speed	Sect-2	Speed	Sect-3	Speed	Topspeed	laptime pit
1	Out	133.3	38.097	171.7				1:48.489	7	25.255	148.8	35.468	175.0	36.132	183.4		1:36.855
2	Out	147.1	36.056	174.8	37.814	184.6		2:02.476 P	8	<u>25.095</u>	150.0	<u>35.195</u>	<u>175.9</u>	<u>35.943</u>	184.0		<u>1:36.233</u>
3	25.799	145.6	35.497	173.6	36.418	184.9		1:37.714	9	25.117	149.4	35.215	171.2	36.751	183.4		1:37.083
4	25.369	148.4	35.782	173.1	37.961	<u>185.6</u>		1:39.112	10	25.571	142.5	36.941	173.9	36.818	183.7		1:39.330
5	25.541	148.8	35.769	175.6				1:44.627	11	25.224	<u>150.6</u>	35.471	174.2	36.148	184.0		1:36.843
6	Out	80.1	53.616	148.4	37.615	183.4		2:29.964 P	12								

35 Allard Kerkhoven (NED)									KTM 690 Duke								
lap	Sect-1	Speed	Sect-2	Speed	Sect-3	Speed	TopSpeed	laptime pit	lap	Sect-1	Speed	Sect-2	Speed	Sect-3	Speed	Topspeed	laptime pit
1	Out	130.8	40.029	<u>168.5</u>	40.731	174.8		1:47.458	2	26.625	142.3	37.819	165.4	40.182	175.0		1:44.626

44 Justus Weinke (GER)									HKR EVO2 R								
lap	Sect-1	Speed	Sect-2	Speed	Sect-3	Speed	TopSpeed	laptime pit	lap	Sect-1	Speed	Sect-2	Speed	Sect-3	Speed	Topspeed	laptime pit
1	Out	125.6	39.871	161.7	40.365	175.9		1:46.156	5	<u>26.545</u>	128.6	37.222	170.3	38.504	178.8		<u>1:42.271</u>
2	27.453	132.4	37.664	168.8	39.830	179.4		1:44.947	6	26.890	134.7	37.223	170.9				1:48.091
3	27.090	133.7	37.104	<u>171.4</u>	<u>38.456</u>	<u>180.3</u>		1:42.650	7	Out	<u>137.2</u>	38.710	165.6	39.473	177.6		2:37.755 P
4	26.897	131.1	37.063	171.2	38.664	178.8		1:42.624	8	26.615	133.7	<u>37.034</u>	169.8				1:49.682

58 Lukas Wimmer (AUT)									HKR EVO2 R								
lap	Sect-1	Speed	Sect-2	Speed	Sect-3	Speed	TopSpeed	laptime pit	lap	Sect-1	Speed	Sect-2	Speed	Sect-3	Speed	Topspeed	laptime pit
1	Out	132.0	37.935	172.5				1:46.995	7	25.206	149.0	35.493	177.3	36.237	184.3		1:36.936
2	Out	142.1	36.243	172.5	37.657	186.9		2:02.805 P	8	25.045	149.0	35.030	178.8	35.826	184.9		1:35.901
3	25.674	138.5	35.380	178.2	36.148	<u>188.2</u>		1:37.202	9	<u>24.913</u>	<u>151.5</u>	<u>34.884</u>	177.3	35.942	185.2		<u>1:35.739</u>
4	24.993	151.0	36.528	164.6	38.098	186.9		1:39.619	10	27.043	124.0	36.926	173.1	36.776	186.5		1:40.745
5	25.608	144.6	35.327	<u>180.0</u>				1:44.547	11	25.131	151.0	34.986	178.8	<u>35.682</u>	186.5		1:35.799
6	Out	101.9	51.422	155.4	37.701	184.9		2:30.024 P	12								

74 Jeroen Vijfeijke (NED)									KTM 690 Duke								
lap	Sect-1	Speed	Sect-2	Speed	Sect-3	Speed	TopSpeed	laptime pit	lap	Sect-1	Speed	Sect-2	Speed	Sect-3	Speed	Topspeed	laptime pit
1	Out	127.7	40.990	157.7	41.838	169.8		1:48.900	7	28.141	132.7	39.336	161.0	40.902	168.0		1:48.379
2	28.450	136.5	39.216	160.5	40.820	<u>171.2</u>		1:48.486	8	28.257	136.5	38.816	160.5	41.175	169.0		1:48.248
3	28.263	129.8	39.462	162.9	40.971	169.5		1:48.696	9	28.132	136.5	38.807	161.7	40.765	167.4		1:47.704
4	28.084	134.2	39.174	162.9	41.547	169.5		1:48.805	10	29.101	133.5	39.240	162.7	40.900	167.2		1:49.241
5	<u>27.780</u>	<u>137.9</u>	39.029	<u>163.1</u>	41.010	170.1		1:47.819	11	28.276	<u>137.9</u>	<u>38.693</u>	162.2	<u>40.585</u>	169.8		<u>1:47.554</u>
6	27.983	135.8	38.994	162.7	40.747	169.3		1:47.724	12								

84 Bram Lambrechts (BEL)									KTM 690 Duke								
lap	Sect-1	Speed	Sect-2	Speed	Sect-3	Speed	TopSpeed	laptime pit	lap	Sect-1	Speed	Sect-2	Speed	Sect-3	Speed	Topspeed	laptime pit
1	Out	120.5	39.817	162.2	39.191	177.6		1:45.625	7	26.519	139.7	37.270	168.5	38.164	173.9		1:41.953
2	26.768	137.1	37.628	167.4	38.139	<u>181.8</u>		1:42.535	8	26.528	139.5	37.321	169.0	37.848	177.0		1:41.697
3	<u>26.021</u>	143.4	<u>36.868</u>	170.3	<u>37.551</u>	179.4		<u>1:40.440</u>	9	26.253	<u>144.2</u>	36.945	<u>170.9</u>				1:47.516
4	26.412	138.6	37.396	168.2	37.861	175.9		1:41.669	10	Out	131.2	39.917	163.9	38.489	176.2		2:48.123 P
5	39.155	115.4	41.345	166.7	39.142	177.9		1:59.642	11	26.431	141.7	37.297	165.9	37.927	177.3		1:41.655
6	26.697	140.4	39.287	166.2	38.120	176.2		1:44.104	12								

## SUPERBIKE-IDM V8-Hockenheimring Finale

MotorEvents GmbH

S-09-16, EMN 10-316, IMN 191-80

IDM Supermono - Qualifying 2

23 - 25 September 2016

Runden und Sektoren Zeiten

Hockenheim Motorrad - 3692 mtr.

89 David Legalle (FRA)									J2L BMW/Pami											
lap	Sect-1	Speed	Sect-2	Speed	Sect-3	Speed	TopSpeed	laptime	pit	lap	Sect-1	Speed	Sect-2	Speed	Sect-3	Speed	Topspeed	laptime	pit	
1	Out	128.1	39.081	166.9	37.769	185.2		1:41.389		5	25.454	139.2	<u>35.880</u>	178.2	36.616	185.6			<u>1:37.950</u>	
2		25.966	135.7	36.744	178.5	<u>36.562</u>	<u>190.5</u>	1:39.272		6	<u>25.431</u>	<u>142.3</u>	36.072	176.2	36.796	184.6			1:38.299	
3		26.084	142.1	36.643	179.4	37.400	187.5	1:40.127		7	25.580	139.0	36.203	177.9	37.011	183.1			1:38.794	
4		26.092	141.2	36.017	<u>180.3</u>	36.977	184.0	1:39.086		8	29.919	128.9	43.352	167.2					2:01.270	

96 Tycho Wedman (NED)									HKR EVO2 R											
lap	Sect-1	Speed	Sect-2	Speed	Sect-3	Speed	TopSpeed	laptime	pit	lap	Sect-1	Speed	Sect-2	Speed	Sect-3	Speed	Topspeed	laptime	pit	
1	Out	124.9	39.695	174.5	39.576	181.8		1:46.210		7	26.257	139.5	38.997	105.6	47.965	183.1			1:53.219	
2		26.999	141.0	37.387	174.8	38.952	185.2	1:43.338		8	26.270	143.0	36.976	176.5	37.716	182.7			1:40.962	
3		26.746	139.5	36.880	175.6	37.691	<u>185.6</u>	1:41.317		9	<u>26.096</u>	<u>146.3</u>	36.657	175.3	37.924	183.4			1:40.677	
4		26.288	141.4	36.995	165.9	37.855	184.6	1:41.138		10	26.185	138.6	37.089	175.6	37.375	185.2			1:40.649	
5		26.294	139.9	37.373	173.9	37.728	184.0	1:41.395		11	26.837	139.7	<u>36.270</u>	<u>177.3</u>	<u>37.349</u>	<u>185.6</u>			<u>1:40.456</u>	
6		26.305	142.5	36.799	175.3	37.707	183.4	1:40.811		12	26.103	143.2	41.464	72.3	43.298	182.1			1:50.865	

111 Mike Velthuis (NED)									TZM 250 MVS Yamaha											
lap	Sect-1	Speed	Sect-2	Speed	Sect-3	Speed	TopSpeed	laptime	pit	lap	Sect-1	Speed	Sect-2	Speed	Sect-3	Speed	Topspeed	laptime	pit	
1	Out	107.7	41.313	156.5	39.142	184.9		1:49.616		7	26.105	133.8	36.054	178.2	37.410	185.2			1:39.569	
2		26.562	131.1	36.842	173.9	38.178	185.2	1:41.582		8	25.910	<u>143.0</u>	36.038	178.8	37.381	186.9			1:39.329	
3		26.555	129.3	36.732	177.0	37.810	186.5	1:41.097		9	<u>25.637</u>	140.1	35.967	176.5	<u>37.125</u>	186.5			<u>1:38.729</u>	
4		26.035	137.8	36.147	178.2	37.721	186.5	1:39.903		10	31.276	100.7	45.448	153.6	38.737	186.2			1:55.461	
5		26.038	134.5	36.152	176.8	37.519	<u>187.2</u>	1:39.709		11	25.780	140.3	<u>35.857</u>	175.3	37.424	186.5			1:39.061	
6		25.793	135.0	36.129	<u>179.1</u>	37.948	185.6	1:39.870		12										

113 Johann Flammann (GER)									HKR EVO2 R											
lap	Sect-1	Speed	Sect-2	Speed	Sect-3	Speed	TopSpeed	laptime	pit	lap	Sect-1	Speed	Sect-2	Speed	Sect-3	Speed	Topspeed	laptime	pit	
1	Out	138.6	38.699	142.9	39.841	179.1		1:43.822		6	31.519	131.2	41.165	131.2	48.180	171.4			2:00.864	
2		27.585	135.5	37.774	170.6	39.740	179.7	1:45.099		7	30.152	141.5	36.740	<u>173.4</u>	37.908	177.9			1:44.800	
3		26.517	139.2	36.797	170.9	37.894	180.3	1:41.208		8	26.179	142.7	36.682	172.0	<u>37.681</u>	179.7			1:40.542	
4		26.233	141.7	36.969	172.8	38.344	178.8	1:41.546		9	<u>25.955</u>	<u>144.6</u>	<u>36.471</u>	171.4	37.716	178.8			<u>1:40.142</u>	
5		26.206	140.8	36.546	172.5	38.564	<u>181.5</u>	1:41.316		10	28.080	128.6	37.096	169.3					1:56.808	

118 Ryan van de Lagemaat (NED)									KTM 690 Duke											
lap	Sect-1	Speed	Sect-2	Speed	Sect-3	Speed	TopSpeed	laptime	pit	lap	Sect-1	Speed	Sect-2	Speed	Sect-3	Speed	Topspeed	laptime	pit	
1	Out	119.7	39.570	173.4	38.347	<u>184.3</u>		1:45.208		7	27.049	141.4	36.700	173.9	37.557	180.9			1:41.306	
2		26.793	146.1	36.715	172.2	37.635	183.7	1:41.143		8	26.060	144.8	36.787	172.0	37.657	178.5			1:40.504	
3		26.307	143.4	36.918	172.2	37.436	184.0	1:40.661		9	26.256	145.7	36.627	172.0	37.645	178.5			1:40.528	
4		27.828	122.3	38.319	170.6	38.216	180.3	1:44.363		10	27.227	130.4	36.993	168.2	37.671	181.5			1:41.891	
5		29.623	99.1	41.583	171.7	38.227	181.2	1:49.433		11	<u>26.036</u>	145.4	<u>36.495</u>	172.2	<u>37.233</u>	180.3			<u>1:39.764</u>	
6		29.021	111.3	39.516	<u>174.2</u>	37.446	180.6	1:45.983		12	26.611	<u>148.1</u>	36.642	170.3	37.315	179.7			1:40.568	

124 Djim Ulrich (NED)									KTM 690 Duke											
lap	Sect-1	Speed	Sect-2	Speed	Sect-3	Speed	TopSpeed	laptime	pit	lap	Sect-1	Speed	Sect-2	Speed	Sect-3	Speed	Topspeed	laptime	pit	
1	Out	127.1	39.658	168.8	39.672	175.9		1:46.697		7	26.514	143.8	37.155	169.0	37.934	176.8			1:41.603	
2		26.607	139.7	37.406	167.2	39.808	175.9	1:43.821		8	27.473	<u>144.6</u>	36.975	169.8	37.755	172.2			1:42.203	
3		27.009	138.5	37.772	166.9	37.998	177.9	1:42.779		9	26.490	141.9	37.229	166.7	37.834	173.1			1:41.553	
4		26.843	139.7	37.444	170.1	38.123	174.8	1:42.410		10	26.376	140.4	36.959	167.4	37.970	173.9			1:41.305	
5		26.624	140.8	37.410	168.0	37.942	176.5	1:41.976		11	26.485	142.3	36.922	169.0	37.568	<u>179.7</u>			1:40.975	
6		31.839	110.1	39.822	<u>171.7</u>	38.729	178.5	1:50.390		12	<u>26.302</u>	142.1	<u>36.848</u>	166.9	<u>37.377</u>	175.6			<u>1:40.527</u>	

131 Olivier Collet (FRA)									KTM 690 Duke R											
lap	Sect-1	Speed	Sect-2	Speed	Sect-3	Speed	TopSpeed	laptime	pit	lap	Sect-1	Speed	Sect-2	Speed	Sect-3	Speed	Topspeed	laptime	pit	
1	Out	107.6	46.543	133.2	45.505	162.4		2:04.196		6	<u>27.851</u>	131.7	38.953	159.5	40.175	165.9			1:46.979	
2		30.527	91.2	42.789	157.7	40.929	<u>169.3</u>	1:54.245		7	28.413	130.4	38.764	160.7	41.045	165.4			1:48.222	
3		28.309	130.1	39.635	160.7	39.925	167.2	1:47.869		8	28.436	132.0	39.099	158.8	40.150	169.0			1:47.685	
4		28.161	128.4	39.602	158.8	40.134	168.2	1:47.897		9	29.187	129.7	39.667	161.7	40.430	161.4			1:49.284	
5		27.894	128.0	38.987	161.7	<u>39.898</u>	158.6	<u>1:46.779</u>		10	28.410	<u>134.2</u>	<u>38.664</u>	<u>163.6</u>	40.633	165.6			1:47.707	

G14 Samuel Saudubray (FRA)									450 TVX											
lap	Sect-1	Speed	Sect-2	Speed	Sect-3	Speed	TopSpeed	laptime	pit	lap	Sect-1	Speed	Sect-2	Speed	Sect-3	Speed	Topspeed	laptime	pit	
1	Out	121.5	42.479	155.2	42.007	170.3		1:54.723		6	Out	127.5	39.718	161.2	42.203	167.7			2:55.495	P
2		29.455	98.3	42.324	161.7	40.613	171.2	1:52.392		7	28.156	117.4	39.151	159.3	39.915	168.0			1:47.222	

SUPERBIKE-IDM V8-Hockenheimring Finale

MotorEvents GmbH

S-09-16, EMN 10-316, IMN 191-80

IDM Supermono - Qualifying 2

23 - 25 September 2016

Runden und Sektoren Zeiten

Hockenheim Motorrad - 3692 mtr.

3	28.474	125.1	39.006	164.6	40.695	170.6	1:48.175	8	<u>28.031</u>	128.7	38.356	161.9	39.568	171.2	1:45.955
4	28.141	129.7	39.125	162.7	40.029	171.4	1:47.295	9	28.097	<u>130.6</u>	<u>37.990</u>	<u>166.2</u>	<u>38.915</u>	<u>173.4</u>	<u>1:45.002</u>
5	28.317	128.7	41.347	123.3			2:01.370	10							

G28 Arie Vos (NED)										KTM 690 Duke										
lap	Sect-1	Speed	Sect-2	Speed	Sect-3	Speed	TopSpeed	laptime	pit	lap	Sect-1	Speed	Sect-2	Speed	Sect-3	Speed	TopSpeed	laptime	pit	
1	Out	130.9	38.994	160.5	38.346	170.3		1:45.313		7	25.815	<u>145.0</u>	<u>35.886</u>	168.8	36.625	177.6			1:38.326	
2	26.583	143.8	36.994	164.6	37.742	170.9		1:41.319		8	25.430	143.2	35.916	<u>171.2</u>	36.508	174.5			1:37.854	
3	26.274	137.8	36.743	166.4	37.530	173.9		1:40.547		9	25.637	143.6	35.919	169.8	36.477	174.8			1:38.033	
4	28.606	115.5	48.936	94.4	46.282	179.4		2:03.824		10	31.197	72.2	1:01.892	91.7	1:04.235	176.5			2:37.324	
5	26.113	137.8	36.217	170.1	36.858	<u>179.7</u>		1:39.188		11	26.031	139.9	36.204	169.0	36.448	177.0			1:38.683	
6	<u>25.359</u>	143.8	36.113	<u>171.2</u>	<u>36.336</u>	179.4		<u>1:37.808</u>		12										

G37 Lutz Pfeifer (GER)										Yamaha 450										
lap	Sect-1	Speed	Sect-2	Speed	Sect-3	Speed	TopSpeed	laptime	pit	lap	Sect-1	Speed	Sect-2	Speed	Sect-3	Speed	TopSpeed	laptime	pit	
1	Out	124.6	41.847	155.8	41.493	174.8		1:51.730		5	26.912	133.5	38.505	170.1	39.559	176.2			1:44.976	
2	27.327	132.4	38.363	165.9	39.459	176.8		1:45.149		6	27.156	127.2	38.255	169.0	38.923	175.0			1:44.334	
3	<u>26.757</u>	132.8	38.829	169.0	39.396	<u>179.7</u>		1:44.982		7	27.184	132.2	38.072	170.3	39.384	175.6			1:44.640	
4	27.252	128.1	38.137	<u>170.6</u>	39.341	177.0		1:44.730		8	26.971	<u>138.3</u>	<u>38.068</u>	167.7	<u>38.800</u>	175.6			<u>1:43.839</u>	



## SUPERBIKE-IDM V8-Hockenheimring Finale

MotorEvents GmbH

S-09-16, EMN 10-316, IMN 191-80

### IDM Supermono - Qualifying 2

23 - 25 September 2016

#### Runden und Sektoren Zeiten

Hockenheim Motorrad - 3692 mtr.

2 Josef Frauenschuh (AUT)								KTM-JF-Supermono											
lap	Sect-1	Speed	Sect-2	Speed	Sect-3	Speed	TopSpeed	laptime	pit	lap	Sect-1	Speed	Sect-2	Speed	Sect-3	Speed	Topspeed	laptime	pit
1	Out	129.5	38.906	179.7	40.338	184.0		1:48.540		7	Out	136.2	36.306	183.1	37.196	190.5		2:13.395	P
2	26.631	133.7	36.975	183.7	38.960	191.8		1:42.566		8	25.940	130.3	36.123	183.4	<u>36.871</u>	<u>195.3</u>		<u>1:38.934</u>	
3	26.805	120.7	37.276	184.9	37.902	194.2		1:41.983		9	25.882	139.5	36.275	184.6	37.099	193.2		1:39.256	
4	26.544	<u>146.3</u>	36.355	<u>185.9</u>	37.641	191.8		1:40.540		10	26.152	141.9	36.230	181.8	37.235	192.9		1:39.617	
5	25.799	134.8	36.321	182.1	37.417	193.2		1:39.537		11	<u>25.461</u>	143.0	<u>35.554</u>	184.3	37.940	193.9		1:38.955	
6	26.513	139.7	36.510	181.8				1:45.227		12									

5 Johann Karl (GER)								KTM-JK01											
lap	Sect-1	Speed	Sect-2	Speed	Sect-3	Speed	TopSpeed	laptime	pit	lap	Sect-1	Speed	Sect-2	Speed	Sect-3	Speed	Topspeed	laptime	pit
1	Out	114.4	39.309	163.4	38.733	176.5		1:51.893		6	26.908	136.7	38.013	<u>170.3</u>	38.574	163.6		1:43.495	
2	27.110	<u>138.1</u>	39.532	164.9	39.249	175.9		1:45.891		7	30.039	121.5	41.742	130.4				2:03.061	
3	27.775	113.2	42.208	167.7	38.675	175.9		1:48.658		8	Out	117.5	45.661	102.3	42.340	169.5		2:56.882	P
4	27.131	133.5	38.412	166.4	38.211	174.8		1:43.754		9	27.180	131.9	38.030	162.7	38.532	175.9		1:43.742	
5	26.779	137.8	37.915	166.9	<u>38.147</u>	176.5		1:42.841		10	<u>26.677</u>	137.8	<u>37.227</u>	170.1	38.340	<u>178.8</u>		<u>1:42.244</u>	

7 Emile Litjens (NED)								KTM 690 Duke											
lap	Sect-1	Speed	Sect-2	Speed	Sect-3	Speed	TopSpeed	laptime	pit	lap	Sect-1	Speed	Sect-2	Speed	Sect-3	Speed	Topspeed	laptime	pit
1	Out	123.4	41.103	165.4	40.871	<u>173.4</u>		1:48.686		7	27.438	130.1	38.672	163.9	39.208	171.4		1:45.318	
2	28.200	132.7	39.336	163.6	39.811	171.2		1:47.347		8	28.776	127.7	40.528	156.3				1:59.293	
3	28.068	124.3	39.588	162.2	40.010	170.3		1:47.666		9	Out	121.9	42.333	149.8	45.651	169.8		2:45.508	P
4	27.680	130.9	38.962	164.4	39.716	170.6		1:46.358		10	28.109	<u>134.7</u>	38.262	163.6	39.761	170.3		1:46.132	
5	27.393	134.0	38.650	<u>168.5</u>	<u>39.022</u>	<u>173.4</u>		1:45.065		11	<u>27.181</u>	131.9	<u>38.152</u>	163.1	39.633	171.2		<u>1:44.966</u>	
6	27.193	130.6	38.589	165.1	39.213	<u>173.4</u>		1:44.995		12									

9 Robert Schotman (NED)								KTM 690 Duke											
lap	Sect-1	Speed	Sect-2	Speed	Sect-3	Speed	TopSpeed	laptime	pit	lap	Sect-1	Speed	Sect-2	Speed	Sect-3	Speed	Topspeed	laptime	pit
1	Out	133.7	39.158	169.8	38.238	180.3		1:45.234		7	29.403	134.8	37.603	172.0	37.591	180.3		1:44.597	
2	26.849	138.5	37.540	170.9	37.711	181.8		1:42.100		8	26.023	142.9	36.388	170.6	<u>36.888</u>	180.9		<u>1:39.299</u>	
3	<u>25.870</u>	144.8	36.799	<u>173.9</u>	37.322	<u>185.2</u>		1:39.991		9	25.972	144.2	36.738	172.2	37.356	176.2		1:40.066	
4	28.280	136.9	37.724	163.4	44.196	176.8		1:50.200		10	26.173	139.4	36.857	167.4	37.678	177.6		1:40.708	
5	29.864	126.9	40.761	171.2	37.829	178.5		1:48.454		11	26.541	<u>146.9</u>	<u>36.316</u>	<u>173.9</u>	37.206	179.7		1:40.063	
6	26.231	142.9	36.878	169.8	37.345	176.8		1:40.454		12	26.314	141.7	36.923	172.0	37.551	178.8		1:40.788	

11 Jordy Wolters (NED)								Yamaha HRT 740											
lap	Sect-1	Speed	Sect-2	Speed	Sect-3	Speed	TopSpeed	laptime	pit	lap	Sect-1	Speed	Sect-2	Speed	Sect-3	Speed	Topspeed	laptime	pit
1	Out	125.1	44.853	165.9	43.480	174.2		1:59.010		6	27.553	132.5	38.401	<u>170.6</u>	41.038	175.0		1:46.992	
2	28.569	125.4	39.579	168.8	41.862	175.6		1:50.010		7	27.688	128.7	38.547	169.8	40.269	173.4		1:46.504	
3	28.492	123.1	38.755	170.3	40.663	176.5		1:47.910		8	27.730	<u>138.3</u>	<u>38.344</u>	168.8	<u>40.221</u>	175.0		<u>1:46.295</u>	
4	27.830	130.9	42.693	167.4	41.241	<u>176.8</u>		1:51.764		9	27.811	131.7	38.562	168.5	40.278	175.6		1:46.651	
5	28.381	128.1	38.742	168.8	40.660	176.2		1:47.783		10	<u>27.354</u>	134.7	39.195	168.8				1:58.476	

17 Dirk Kappeller (GER)								HKR EVO2											
lap	Sect-1	Speed	Sect-2	Speed	Sect-3	Speed	TopSpeed	laptime	pit	lap	Sect-1	Speed	Sect-2	Speed	Sect-3	Speed	Topspeed	laptime	pit
1	Out	123.6	43.271	158.6	44.396	164.9		1:56.197		6	29.794	124.3	41.489	160.0				2:01.005	
2	29.964	125.6	42.237	156.7	43.845	167.2		1:56.046		7	Out	121.3	40.997	160.0	42.947	155.2		2:37.945	P
3	31.080	103.9	45.000	160.0	43.070	169.8		1:59.150		8	<u>29.314</u>	<u>131.7</u>	<u>40.020</u>	<u>161.0</u>	<u>41.884</u>	169.8		<u>1:51.218</u>	
4	29.888	126.0	41.888	157.7	42.862	167.7		1:54.638		9	29.572	128.7	52.209	77.0				2:25.485	
5	29.663	127.4	41.430	156.7	42.842	<u>170.3</u>		1:53.935		10									

18 Libor Kamenicky (CZE)								Mali Ahra 800											
lap	Sect-1	Speed	Sect-2	Speed	Sect-3	Speed	TopSpeed	laptime	pit	lap	Sect-1	Speed	Sect-2	Speed	Sect-3	Speed	Topspeed	laptime	pit
1	Out	121.1	41.933	163.4	40.833	180.9		1:53.628		7	26.918	<u>137.9</u>	37.760	172.5	39.236	179.4		1:43.914	
2	<u>26.544</u>	136.7	37.531	172.8	38.654	<u>183.7</u>		<u>1:42.729</u>		8	30.942	115.4	48.225	120.0	47.439	134.3		2:06.606	
3	26.666	135.5	38.341	173.4	39.567	176.8		1:44.574		9	35.610	118.0	50.161	154.1	39.090	181.2		2:04.861	
4	26.984	132.7	38.117	171.7	39.631	179.7		1:44.732		10	26.815	134.8	37.854	170.6	38.663	181.2		1:43.332	
5	26.937	136.7	<u>37.355</u>	<u>174.8</u>	39.382	180.0		1:43.674		11	27.159	136.4	37.629	170.9	<u>38.551</u>	182.4		1:43.339	
6	27.650	130.1	38.348	172.2	39.027	180.6		1:45.025		12									

21 Jerry Bunt, van de (NED)								Happeck Rotax 449											
lap	Sect-1	Speed	Sect-2	Speed	Sect-3	Speed	TopSpeed	laptime	pit	lap	Sect-1	Speed	Sect-2	Speed	Sect-3	Speed	Topspeed	laptime	pit
1	Out	122.6	37.647	174.2	37.812	184.3		1:42.534		7	25.350	144.2	35.241	<u>180.0</u>	36.268	189.1		1:36.859	

## SUPERBIKE-IDM V8-Hockenheimring Finale

MotorEvents GmbH

S-09-16, EMN 10-316, IMN 191-80

### IDM Supermono - Qualifying 2

23 - 25 September 2016

#### Runden und Sektoren Zeiten

Hockenheim Motorrad - 3692 mtr.

2	25.524	137.9	37.203	176.5	37.236	186.9	1:39.963	8	25.047	144.6	35.333	179.1	35.910	185.6	1:36.290
3	25.752	117.6	37.147	177.0	36.666	187.5	1:39.565	9	24.932	145.4	35.240	177.9	<u>35.688</u>	184.9	1:35.860
4	25.882	142.7	36.876	175.6	37.400	185.9	1:40.158	10	<u>24.763</u>	143.8	35.741	170.9	36.798	185.6	1:37.302
5	25.824	142.5	36.169	178.2	38.538	<u>190.5</u>	1:40.531	11	24.936	142.3	<u>34.961</u>	<u>180.0</u>	35.905	188.8	<u>1:35.802</u>
6	25.261	144.0	36.562	172.2	36.893	189.8	1:38.716	12	24.869	<u>146.9</u>	38.099	143.4	38.098	188.5	1:41.066

23 Dustin Gerken (GER)								HKR EVO2											
lap	Sect-1	Speed	Sect-2	Speed	Sect-3	Speed	TopSpeed	laptime	pit	lap	Sect-1	Speed	Sect-2	Speed	Sect-3	Speed	Topspeed	laptime	pit
1	Out	125.4	40.821	173.1	41.149	180.6		1:49.536		7	<u>27.184</u>	128.0	37.723	<u>176.8</u>	39.351	182.4		1:44.258	
2	28.098	129.7	38.510	170.9	39.204	181.8		1:45.812		8	27.880	128.7	37.870	173.6	38.842	179.7		1:44.592	
3	27.363	130.4	40.901	171.7	38.993	183.4		1:47.257		9	27.323	130.6	37.698	173.4	<u>38.726</u>	177.6		<u>1:43.747</u>	
4	27.331	131.9	38.422	173.6	39.550	<u>183.7</u>		1:45.303		10	27.916	<u>133.0</u>	<u>37.546</u>	171.7	39.760	179.7		1:45.222	
5	27.271	131.4	38.067	173.4	39.069	182.7		1:44.407		11	27.241	131.2	37.897	172.0	38.783	180.3		1:43.921	
6	27.329	130.3	38.654	173.4	39.089	182.7		1:45.072		12									

34 Ezequiel Iturrioz (GER)								HKR EVO2 R											
lap	Sect-1	Speed	Sect-2	Speed	Sect-3	Speed	TopSpeed	laptime	pit	lap	Sect-1	Speed	Sect-2	Speed	Sect-3	Speed	Topspeed	laptime	pit
1	Out	133.3	38.097	171.7				1:48.489		7	25.255	148.8	35.468	175.0	36.132	183.4		1:36.855	
2	Out	147.1	36.056	174.8	37.814	184.6		2:02.476 P		8	<u>25.095</u>	150.0	<u>35.195</u>	<u>175.9</u>	<u>35.943</u>	184.0		<u>1:36.233</u>	
3	25.799	145.6	35.497	173.6	36.418	184.9		1:37.714		9	25.117	149.4	35.215	171.2	36.751	183.4		1:37.083	
4	25.369	148.4	35.782	173.1	37.961	<u>185.6</u>		1:39.112		10	25.571	142.5	36.941	173.9	36.818	183.7		1:39.330	
5	25.541	148.8	35.769	175.6				1:44.627		11	25.224	<u>150.6</u>	35.471	174.2	36.148	184.0		1:36.843	
6	Out	80.1	53.616	148.4	37.615	183.4		2:29.964 P		12									

35 Allard Kerkhoven (NED)								KTM 690 Duke											
lap	Sect-1	Speed	Sect-2	Speed	Sect-3	Speed	TopSpeed	laptime	pit	lap	Sect-1	Speed	Sect-2	Speed	Sect-3	Speed	Topspeed	laptime	pit
1	Out	130.8	40.029	<u>168.5</u>	40.731	174.8		1:47.458		2	26.625	142.3	37.819	165.4	40.182	175.0		1:44.626	

44 Justus Weinke (GER)								HKR EVO2 R											
lap	Sect-1	Speed	Sect-2	Speed	Sect-3	Speed	TopSpeed	laptime	pit	lap	Sect-1	Speed	Sect-2	Speed	Sect-3	Speed	Topspeed	laptime	pit
1	Out	125.6	39.871	161.7	40.365	175.9		1:46.156		5	<u>26.545</u>	128.6	37.222	170.3	38.504	178.8		<u>1:42.271</u>	
2	27.453	132.4	37.664	168.8	39.830	179.4		1:44.947		6	26.890	134.7	37.223	170.9				1:48.091	
3	27.090	133.7	37.104	<u>171.4</u>	<u>38.456</u>	<u>180.3</u>		1:42.650		7	Out	<u>137.2</u>	38.710	165.6	39.473	177.6		2:37.755 P	
4	26.897	131.1	37.063	171.2	38.664	178.8		1:42.624		8	26.615	133.7	<u>37.034</u>	169.8				1:49.682	

58 Lukas Wimmer (AUT)								HKR EVO2 R											
lap	Sect-1	Speed	Sect-2	Speed	Sect-3	Speed	TopSpeed	laptime	pit	lap	Sect-1	Speed	Sect-2	Speed	Sect-3	Speed	Topspeed	laptime	pit
1	Out	132.0	37.935	172.5				1:46.995		7	25.206	149.0	35.493	177.3	36.237	184.3		1:36.936	
2	Out	142.1	36.243	172.5	37.657	186.9		2:02.805 P		8	25.045	149.0	35.030	178.8	35.826	184.9		1:35.901	
3	25.674	138.5	35.380	178.2	36.148	<u>188.2</u>		1:37.202		9	<u>24.913</u>	<u>151.5</u>	<u>34.884</u>	177.3	35.942	185.2		<u>1:35.739</u>	
4	24.993	151.0	36.528	164.6	38.098	186.9		1:39.619		10	27.043	124.0	36.926	173.1	36.776	186.5		1:40.745	
5	25.608	144.6	35.327	<u>180.0</u>				1:44.547		11	25.131	151.0	34.986	178.8	<u>35.682</u>	186.5		1:35.799	
6	Out	101.9	51.422	155.4	37.701	184.9		2:30.024 P		12									

74 Jeroen Vijfeijke (NED)								KTM 690 Duke											
lap	Sect-1	Speed	Sect-2	Speed	Sect-3	Speed	TopSpeed	laptime	pit	lap	Sect-1	Speed	Sect-2	Speed	Sect-3	Speed	Topspeed	laptime	pit
1	Out	127.7	40.990	157.7	41.838	169.8		1:48.900		7	28.141	132.7	39.336	161.0	40.902	168.0		1:48.379	
2	28.450	136.5	39.216	160.5	40.820	<u>171.2</u>		1:48.486		8	28.257	136.5	38.816	160.5	41.175	169.0		1:48.248	
3	28.263	129.8	39.462	162.9	40.971	169.5		1:48.696		9	28.132	136.5	38.807	161.7	40.765	167.4		1:47.704	
4	28.084	134.2	39.174	162.9	41.547	169.5		1:48.805		10	29.101	133.5	39.240	162.7	40.900	167.2		1:49.241	
5	<u>27.780</u>	<u>137.9</u>	39.029	<u>163.1</u>	41.010	170.1		1:47.819		11	28.276	<u>137.9</u>	<u>38.693</u>	162.2	<u>40.585</u>	169.8		<u>1:47.554</u>	
6	27.983	135.8	38.994	162.7	40.747	169.3		1:47.724		12									

84 Bram Lambrechts (BEL)								KTM 690 Duke											
lap	Sect-1	Speed	Sect-2	Speed	Sect-3	Speed	TopSpeed	laptime	pit	lap	Sect-1	Speed	Sect-2	Speed	Sect-3	Speed	Topspeed	laptime	pit
1	Out	120.5	39.817	162.2	39.191	177.6		1:45.625		7	26.519	139.7	37.270	168.5	38.164	173.9		1:41.953	
2	26.768	137.1	37.628	167.4	38.139	<u>181.8</u>		1:42.535		8	26.528	139.5	37.321	169.0	37.848	177.0		1:41.697	
3	<u>26.021</u>	143.4	<u>36.868</u>	170.3	<u>37.551</u>	179.4		<u>1:40.440</u>		9	26.253	<u>144.2</u>	36.945	<u>170.9</u>				1:47.516	
4	26.412	138.6	37.396	168.2	37.861	175.9		1:41.669		10	Out	131.2	39.917	163.9	38.489	176.2		2:48.123 P	
5	39.155	115.4	41.345	166.7	39.142	177.9		1:59.642		11	26.431	141.7	37.297	165.9	37.927	177.3		1:41.655	
6	26.697	140.4	39.287	166.2	38.120	176.2		1:44.104		12									

# SUPERBIKE-IDM V8-Hockenheimring Finale

MotorEvents GmbH

S-09-16, EMN 10-316, IMN 191-80

## IDM Supermono - Qualifying 2

23 - 25 September 2016

### Runden und Sektoren Zeiten

Hockenheim Motorrad - 3692 mtr.

89 David Legalle (FRA)									J2L BMW/Pami											
lap	Sect-1	Speed	Sect-2	Speed	Sect-3	Speed	TopSpeed	laptime	pit	lap	Sect-1	Speed	Sect-2	Speed	Sect-3	Speed	Topspeed	laptime	pit	
1	Out	128.1	39.081	166.9	37.769	185.2		1:41.389		5	25.454	139.2	<u>35.880</u>	178.2	36.616	185.6			<u>1:37.950</u>	
2	25.966	135.7	36.744	178.5	<u>36.562</u>	<u>190.5</u>		1:39.272		6	<u>25.431</u>	<u>142.3</u>	36.072	176.2	36.796	184.6			1:38.299	
3	26.084	142.1	36.643	179.4	37.400	187.5		1:40.127		7	25.580	139.0	36.203	177.9	37.011	183.1			1:38.794	
4	26.092	141.2	36.017	<u>180.3</u>	36.977	184.0		1:39.086		8	29.919	128.9	43.352	167.2					2:01.270	

96 Tycho Wedman (NED)									HKR EVO2 R											
lap	Sect-1	Speed	Sect-2	Speed	Sect-3	Speed	TopSpeed	laptime	pit	lap	Sect-1	Speed	Sect-2	Speed	Sect-3	Speed	Topspeed	laptime	pit	
1	Out	124.9	39.695	174.5	39.576	181.8		1:46.210		7	26.257	139.5	38.997	105.6	47.965	183.1			1:53.219	
2	26.999	141.0	37.387	174.8	38.952	185.2		1:43.338		8	26.270	143.0	36.976	176.5	37.716	182.7			1:40.962	
3	26.746	139.5	36.880	175.6	37.691	<u>185.6</u>		1:41.317		9	<u>26.096</u>	<u>146.3</u>	36.657	175.3	37.924	183.4			1:40.677	
4	26.288	141.4	36.995	165.9	37.855	184.6		1:41.138		10	26.185	138.6	37.089	175.6	37.375	185.2			1:40.649	
5	26.294	139.9	37.373	173.9	37.728	184.0		1:41.395		11	26.837	139.7	<u>36.270</u>	<u>177.3</u>	<u>37.349</u>	<u>185.6</u>			<u>1:40.456</u>	
6	26.305	142.5	36.799	175.3	37.707	183.4		1:40.811		12	26.103	143.2	41.464	72.3	43.298	182.1			1:50.865	

111 Mike Velthuiszen (NED)									TZM 250 MVS Yamaha											
lap	Sect-1	Speed	Sect-2	Speed	Sect-3	Speed	TopSpeed	laptime	pit	lap	Sect-1	Speed	Sect-2	Speed	Sect-3	Speed	Topspeed	laptime	pit	
1	Out	107.7	41.313	156.5	39.142	184.9		1:49.616		7	26.105	133.8	36.054	178.2	37.410	185.2			1:39.569	
2	26.562	131.1	36.842	173.9	38.178	185.2		1:41.582		8	25.910	<u>143.0</u>	36.038	178.8	37.381	186.9			1:39.329	
3	26.555	129.3	36.732	177.0	37.810	186.5		1:41.097		9	<u>25.637</u>	140.1	35.967	176.5	<u>37.125</u>	186.5			<u>1:38.729</u>	
4	26.035	137.8	36.147	178.2	37.721	186.5		1:39.903		10	31.276	100.7	45.448	153.6	38.737	186.2			1:55.461	
5	26.038	134.5	36.152	176.8	37.519	<u>187.2</u>		1:39.709		11	25.780	140.3	<u>35.857</u>	175.3	37.424	186.5			1:39.061	
6	25.793	135.0	36.129	<u>179.1</u>	37.948	185.6		1:39.870		12										

113 Johann Flammann (GER)									HKR EVO2 R											
lap	Sect-1	Speed	Sect-2	Speed	Sect-3	Speed	TopSpeed	laptime	pit	lap	Sect-1	Speed	Sect-2	Speed	Sect-3	Speed	Topspeed	laptime	pit	
1	Out	138.6	38.699	142.9	39.841	179.1		1:43.822		6	31.519	131.2	41.165	131.2	48.180	171.4			2:00.864	
2	27.585	135.5	37.774	170.6	39.740	179.7		1:45.099		7	30.152	141.5	36.740	<u>173.4</u>	37.908	177.9			1:44.800	
3	26.517	139.2	36.797	170.9	37.894	180.3		1:41.208		8	26.179	142.7	36.682	172.0	<u>37.681</u>	179.7			1:40.542	
4	26.233	141.7	36.969	172.8	38.344	178.8		1:41.546		9	<u>25.955</u>	<u>144.6</u>	<u>36.471</u>	171.4	37.716	178.8			<u>1:40.142</u>	
5	26.206	140.8	36.546	172.5	38.564	<u>181.5</u>		1:41.316		10	28.080	128.6	37.096	169.3					1:56.808	

118 Ryan van de Lagemaat (NED)									KTM 690 Duke											
lap	Sect-1	Speed	Sect-2	Speed	Sect-3	Speed	TopSpeed	laptime	pit	lap	Sect-1	Speed	Sect-2	Speed	Sect-3	Speed	Topspeed	laptime	pit	
1	Out	119.7	39.570	173.4	38.347	<u>184.3</u>		1:45.208		7	27.049	141.4	36.700	173.9	37.557	180.9			1:41.306	
2	26.793	146.1	36.715	172.2	37.635	183.7		1:41.143		8	26.060	144.8	36.787	172.0	37.657	178.5			1:40.504	
3	26.307	143.4	36.918	172.2	37.436	184.0		1:40.661		9	26.256	145.7	36.627	172.0	37.645	178.5			1:40.528	
4	27.828	122.3	38.319	170.6	38.216	180.3		1:44.363		10	27.227	130.4	36.993	168.2	37.671	181.5			1:41.891	
5	29.623	99.1	41.583	171.7	38.227	181.2		1:49.433		11	<u>26.036</u>	145.4	<u>36.495</u>	172.2	<u>37.233</u>	180.3			<u>1:39.764</u>	
6	29.021	111.3	39.516	<u>174.2</u>	37.446	180.6		1:45.983		12	26.611	<u>148.1</u>	36.642	170.3	37.315	179.7			1:40.568	

124 Djim Ulrich (NED)									KTM 690 Duke											
lap	Sect-1	Speed	Sect-2	Speed	Sect-3	Speed	TopSpeed	laptime	pit	lap	Sect-1	Speed	Sect-2	Speed	Sect-3	Speed	Topspeed	laptime	pit	
1	Out	127.1	39.658	168.8	39.672	175.9		1:46.697		7	26.514	143.8	37.155	169.0	37.934	176.8			1:41.603	
2	26.607	139.7	37.406	167.2	39.808	175.9		1:43.821		8	27.473	<u>144.6</u>	36.975	169.8	37.755	172.2			1:42.203	
3	27.009	138.5	37.772	166.9	37.998	177.9		1:42.779		9	26.490	141.9	37.229	166.7	37.834	173.1			1:41.553	
4	26.843	139.7	37.444	170.1	38.123	174.8		1:42.410		10	26.376	140.4	36.959	167.4	37.970	173.9			1:41.305	
5	26.624	140.8	37.410	168.0	37.942	176.5		1:41.976		11	26.485	142.3	36.922	169.0	37.568	<u>179.7</u>			1:40.975	
6	31.839	110.1	39.822	<u>171.7</u>	38.729	178.5		1:50.390		12	<u>26.302</u>	142.1	<u>36.848</u>	166.9	<u>37.377</u>	175.6			<u>1:40.527</u>	

131 Olivier Collet (FRA)									KTM 690 Duke R											
lap	Sect-1	Speed	Sect-2	Speed	Sect-3	Speed	TopSpeed	laptime	pit	lap	Sect-1	Speed	Sect-2	Speed	Sect-3	Speed	Topspeed	laptime	pit	
1	Out	107.6	46.543	133.2	45.505	162.4		2:04.196		6	<u>27.851</u>	131.7	38.953	159.5	40.175	165.9			1:46.979	
2	30.527	91.2	42.789	157.7	40.929	<u>169.3</u>		1:54.245		7	28.413	130.4	38.764	160.7	41.045	165.4			1:48.222	
3	28.309	130.1	39.635	160.7	39.925	167.2		1:47.869		8	28.436	132.0	39.099	158.8	40.150	169.0			1:47.685	
4	28.161	128.4	39.602	158.8	40.134	168.2		1:47.897		9	29.187	129.7	39.667	161.7	40.430	161.4			1:49.284	
5	27.894	128.0	38.987	161.7	<u>39.898</u>	158.6		<u>1:46.779</u>		10	28.410	<u>134.2</u>	<u>38.664</u>	<u>163.6</u>	40.633	165.6			1:47.707	

G14 Samuel Saudubray (FRA)									450 TVX											
lap	Sect-1	Speed	Sect-2	Speed	Sect-3	Speed	TopSpeed	laptime	pit	lap	Sect-1	Speed	Sect-2	Speed	Sect-3	Speed	Topspeed	laptime	pit	
1	Out	121.5	42.479	155.2	42.007	170.3		1:54.723		6	Out	127.5	39.718	161.2	42.203	167.7			2:55.495 P	
2	29.455	98.3	42.324	161.7	40.613	171.2		1:52.392		7	28.156	117.4	39.151	159.3	39.915	168.0			1:47.222	

**SUPERBIKE-IDM V8-Hockenheimring Finale**

MotorEvents GmbH

S-09-16, EMN 10-316, IMN 191-80

**IDM Supermono - Qualifying 2**

23 - 25 September 2016

**Runden und Sektoren Zeiten**

Hockenheim Motorrad - 3692 mtr.

3	28.474	125.1	39.006	164.6	40.695	170.6	1:48.175	8	<u>28.031</u>	128.7	38.356	161.9	39.568	171.2	1:45.955
4	28.141	129.7	39.125	162.7	40.029	171.4	1:47.295	9	28.097	<u>130.6</u>	<u>37.990</u>	<u>166.2</u>	<u>38.915</u>	<u>173.4</u>	<u>1:45.002</u>
5	28.317	128.7	41.347	123.3			2:01.370	10							

G28 Arie Vos (NED)										KTM 690 Duke									
lap	Sect-1	Speed	Sect-2	Speed	Sect-3	Speed	TopSpeed	laptime	pit	lap	Sect-1	Speed	Sect-2	Speed	Sect-3	Speed	Topspeed	laptime	pit
1	Out	130.9	38.994	160.5	38.346	170.3		1:45.313		7	25.815	<u>145.0</u>	<u>35.886</u>	168.8	36.625	177.6		1:38.326	
2	26.583	143.8	36.994	164.6	37.742	170.9	1:41.319	8	25.430	143.2	35.916	<u>171.2</u>	36.508	174.5		1:37.854			
3	26.274	137.8	36.743	166.4	37.530	173.9	1:40.547	9	25.637	143.6	35.919	169.8	36.477	174.8		1:38.033			
4	28.606	115.5	48.936	94.4	46.282	179.4	2:03.824	10	31.197	72.2	1:01.892	91.7	1:04.235	176.5		2:37.324			
5	26.113	137.8	36.217	170.1	36.858	<u>179.7</u>	1:39.188	11	26.031	139.9	36.204	169.0	36.448	177.0		1:38.683			
6	<u>25.359</u>	143.8	36.113	<u>171.2</u>	<u>36.336</u>	179.4	<u>1:37.808</u>	12											

G37 Lutz Pfeifer (GER)										Yamaha 450									
lap	Sect-1	Speed	Sect-2	Speed	Sect-3	Speed	TopSpeed	laptime	pit	lap	Sect-1	Speed	Sect-2	Speed	Sect-3	Speed	Topspeed	laptime	pit
1	Out	124.6	41.847	155.8	41.493	174.8		1:51.730		5	26.912	133.5	38.505	170.1	39.559	176.2		1:44.976	
2	27.327	132.4	38.363	165.9	39.459	176.8	1:45.149	6	27.156	127.2	38.255	169.0	38.923	175.0		1:44.334			
3	<u>26.757</u>	132.8	38.829	169.0	39.396	<u>179.7</u>	1:44.982	7	27.184	132.2	38.072	170.3	39.384	175.6		1:44.640			
4	27.252	128.1	38.137	<u>170.6</u>	39.341	177.0	1:44.730	8	26.971	<u>138.3</u>	<u>38.068</u>	167.7	<u>38.800</u>	175.6		<u>1:43.839</u>			

**SUPERBIKE-IDM V8-Hockenheimring Finale**

MotorEvents GmbH

S-09-16, EMN 10-316, IMN 191-80

Lauf name : IDM Supermono - Qualifying 2  
Lauf Datum : 24 September 2016  
Wetter :  
Strecke name : Hockenheim Motorrad - 3692 mtr.

Participants Started : 25 Participants Classified : 25  
Participants Finished : 18 Participants Not Classified : 5  
Participants Not Finished : 7

Green flag at : 14:27:00 Heat recording start time : 14:27:00  
Finish flag waved at : 14:46:02 Heat recording end time : 14:48:26  
Total time under Green : 19:01 Total of All Laps in Heat : 254  
Number of cautions : 0 Total time under Yellow : 00:00:00  
Number of code-60's : 0 Total time under Code-60 : 00:00:00

Summary of winners per class

Nr.	Name / Team Name	Fahrzeug	Kls	Schnellste Rd.zeit	In	Schnitt	Rnd	Fahrzeit
-----	------------------	----------	-----	--------------------	----	---------	-----	----------

Best Lap time history during the Heat

#	Nr.	lap time	in lap	Name	Fahrzeug	time of day
1	G28	1:41.319	2	Arie Vos	KTM 690 Duke	14:30:30
2	118	1:41.143	2	Ryan van de Lagemaat	KTM 690 Duke	14:30:30
3	21	1:39.963	2	Jerry Bunt, van de	Happeck Rotax 449	14:30:53
4	21	1:39.565	3	Jerry Bunt, van de	Happeck Rotax 449	14:32:33
5	89	1:39.272	2	David Legalle	J2L BMW/Pami	14:32:33
6	58	1:37.202	3	Lukas Wimmer	HKR EVO2 R	14:32:37
7	21	1:36.859	7	Jerry Bunt, van de	Happeck Rotax 449	14:39:09
8	34	1:36.855	7	Ezequiel Iturrioz	HKR EVO2 R	14:40:09
9	21	1:36.290	8	Jerry Bunt, van de	Happeck Rotax 449	14:40:46
10	58	1:35.901	8	Lukas Wimmer	HKR EVO2 R	14:41:44
11	21	1:35.860	9	Jerry Bunt, van de	Happeck Rotax 449	14:42:21
12	58	1:35.739	9	Lukas Wimmer	HKR EVO2 R	14:43:20

Summary of best laptimes per class

Nr.	Name / Team Name	Fahrzeug	Kls	Schnellste Rd.zeit	In	Geschw
58	Lukas Wimmer	HKR EVO2 R	F-ESC	1:35.739	9	138.83
9	Robert Schotman	KTM 690 Duke	K-DB	1:39.299	8	133.85
113	Johann Flammann	HKR EVO2 R	PrMo	1:40.142	9	132.72

## SUPERBIKE-IDM V8-Hockenheimring Finale

MotorEvents GmbH

S-09-16, EMN 10-316, IMN 191-80

Lauf name : IDM Supermono - Qualifying 2  
Lauf Datum : 24 September 2016  
Wetter :  
Strecke name : Hockenheim Motorrad - 3692 mtr.

Participants Started	: 25	Participants Classified	: 25
Participants Finished	: 18	Participants Not Classified	: 5
Participants Not Finished	: 7		

Green flag at	: 14:27:00	Heat recording start time	: 14:27:00
Finish flag waved at	: 14:46:02	Heat recording end time	: 14:48:26
Total time under Green	: 19:01	Total of All Laps in Heat	: 254
Number of cautions	: 0	Total time under Yellow	: 00:00:00
Number of code-60's	: 0	Total time under Code-60	: 00:00:00

### Summary of winners per class

Nr.	Name / Team Name	Fahrzeug	Kls	Schnellste Rd.zeit	In	Schnitt	Rnd	Fahrzeit
-----	------------------	----------	-----	--------------------	----	---------	-----	----------

### Best Lap time history during the Heat

#	Nr.	lap time	in lap	Name	Fahrzeug	time of day
1	G28	1:41.319	2	Arie Vos	KTM 690 Duke	14:30:30
2	118	1:41.143	2	Ryan van de Lagemaat	KTM 690 Duke	14:30:30
3	21	1:39.963	2	Jerry Bunt, van de	Happeck Rotax 449	14:30:53
4	21	1:39.565	3	Jerry Bunt, van de	Happeck Rotax 449	14:32:33
5	89	1:39.272	2	David Legalle	J2L BMW/Pami	14:32:33
6	58	1:37.202	3	Lukas Wimmer	HKR EVO2 R	14:32:37
7	21	1:36.859	7	Jerry Bunt, van de	Happeck Rotax 449	14:39:09
8	34	1:36.855	7	Ezequiel Iturrioz	HKR EVO2 R	14:40:09
9	21	1:36.290	8	Jerry Bunt, van de	Happeck Rotax 449	14:40:46
10	58	1:35.901	8	Lukas Wimmer	HKR EVO2 R	14:41:44
11	21	1:35.860	9	Jerry Bunt, van de	Happeck Rotax 449	14:42:21
12	58	1:35.739	9	Lukas Wimmer	HKR EVO2 R	14:43:20

### Summary of best laptimes per class

Nr.	Name / Team Name	Fahrzeug	Kls	Schnellste Rd.zeit	In	Geschw
58	Lukas Wimmer	HKR EVO2 R	F-ESC	1:35.739	9	138.83
9	Robert Schotman	KTM 690 Duke	K-DB	1:39.299	8	133.85
113	Johann Flammann	HKR EVO2 R	PrMo	1:40.142	9	132.72

**SUPERBIKE-IDM V8-Hockenheimring Finale**

MotorEvents GmbH

S-09-16, EMN 10-316, IMN 191-80

IDM Supermono - Rennen 1

23 - 25 September 2016  
Hockenheim Motorrad - 3692 mtr.

Pl.	Nr.	Name / Bewerber	Motorrad / CITY	Kls	PIK	Diff.	Gesamt zeit	Schnellste	In	Schnitt
1	34	Ezequiel Iturrioz (GER) Krämer Motorcycles	HKR EVO2 R BURGKIRCHEN	F-ESC	1	-- 10 laps --	16:16.413	1:36.382	7	136.12
2	21	Jerry Bunt, van de (NED) TeamRaHa 61	Happeck Rotax 449 NIJKERKERVEEN	F-ESC	2	2.014	16:18.427	1:36.280	7	135.84
3	89	David Legalle (FRA) J2L BMW	J2L BMW/Pami DUCEY	F-ESC	3	3.101	16:19.514	1:36.738	5	135.69
4	58	Lukas Wimmer (AUT) Krämer Motorcycles	HKR EVO2 R PISCHELSDORF	F-ESC	4	14.854	16:31.267	1:35.764	8	134.08
5	111	Mike Velthuisen (NED) MVS Race engineering	TZM 250 MVS Yamaha NE DERHORST DEN BERG	F-ESC	5	20.554	16:36.967	1:38.456	3	133.31
6	118	Ryan van de Lagemaat (NED) KTM Duke Battle	KTM 690 Duke CULEMBORG	K-DB	1	32.071	16:48.484	1:39.950	9	131.79
7	113	Johann Flammann (GER) ADAC Niedersachsen	HKR EVO2 R SOLTEN	PrMo	1	32.363	16:48.776	1:39.277	6	131.75
8	96	Tycho Wedman (NED) Krämer Motorcycles	HKR EVO2 R HOUTEN	PrMo	2	32.530	16:48.943	1:39.533	8	131.73
9	9	Robert Schotman (NED) KTM Duke Battle	KTM 690 Duke DORDRECHT	K-DB	2	33.269	16:49.682	1:39.514	3	131.63
10	44	Justus Weinke (GER) Krämer Motorcycles	HKR EVO2 R SALZGITTER	F-ESC	6	36.677	16:53.090	1:39.993	5	131.19
11	124	Djim Ulrich (NED) KTM Duke Battle	KTM 690 Duke SLIEDRECHT	K-DB	3	36.706	16:53.119	1:40.090	4	131.19
12	84	Bram Lambrechts (BEL) KTM Duke Battle	KTM 690 Duke SCHELDEWINDEKE	K-DB	4	36.735	16:53.148	1:40.365	2	131.18
13	5	Johann Karl (GER) FREILUSSING	KTM-JK01 FREILUSSING	F-ESC	7	1:00.139	17:16.552	1:41.776	4	128.22
14	G37	Lutz Pfeifer (GER) ELSFLETH	Yamaha 450 ELSFLETH	F-ESC	8	1:04.220	17:20.633	1:42.073	7	127.72
15	18	Libor Kamenicky (CZE) HLM Racingteam	Mali Ahra 800 RUMBURG	F-ESC	9	1:07.659	17:24.072	1:42.648	6	127.30
16	7	Emile Litjens (NED) KTM Duke Battle	KTM 690 Duke Hegolsom	K-DB	5	1:24.887	17:41.300	1:44.715	3	125.23
17	23	Dustin Gerken (GER) ADAC Berlin/Brandenburg Team	HKR EVO2 BERLIN	F-ESC	10	1:24.905	17:41.318	1:44.607	5	125.23
18	8	Bruno Collin (FRA) Trajectorie Jeune Pilote	450 RS TVX POMPEY	F-ESC	11	1:35.657	17:52.070	1:44.668	3	123.97
19	74	Jeroen Vijfeijke (NED) KTM Duke Battle	KTM 690 Duke HELMOND	K-DB	6	1:40.727	17:57.140	1:46.061	10	123.39
20	131	Olivier Collet (FRA) AMIENS	KTM 690 Duke R AMIENS	F-ESC	12	1:40.825	17:57.238	1:44.757	10	123.38
21	11	Jordy Wolters (NED) Yamaha HRT 740	Yamaha HRT 740	F-ESC	13	-- 9 laps --	16:24.045	1:45.893	5	121.56

Nicht gewertet in Klasse : F-ESC										
Ist nicht gefinisht Oder Klassifikations Limit (75% von 10 Rnd) = 7 Rnd										
DNF	G14	Samuel Saudubray (FRA) TVX	450 TVX	F-ESC		10.015	16:34.060	1:46.043	7	120.33
DNF	2	Josef Frauenschuh (AUT) JF High-Tech-Tuning	KTM-JF-Supermono EGGELSBERG	F-ESC		-- 7 laps --	11:20.442	1:35.986	6	136.73
DNF	17	Dirk Kappeller (GER) Krämer Motorcycles	HKR EVO2 SAULHEIM	F-ESC		-- 4 laps --	7:59.534	1:54.060	2	110.86
DNF	G28	Arie Vos (NED) KTM Duke Battle	KTM 690 Duke OSS	F-ESC		-- 3 laps --	5:44.505	1:37.191	2	115.74

Schnellste Runde : 1:35.764 in Runde 8 durch nr. 58 : Lukas Wimmer (HKR EVO2R)

Aushangzeit

Ergebnisse und Rundenzeiten : [www.raceresults.at](http://www.raceresults.at)

Zeitnahme durch : SDO SportTiming

Rennleiter	Steward	Zeitmessung	<b>DMSB</b>
Wilfried Kasper	Stefan Beck	Bernd Jung	
Seite 1 von 1			

**SUPERBIKE-IDM V8-Hockenheimring Finale**

MotorEvents GmbH

S-09-16, EMN 10-316, IMN 191-80

IDM Supermono - Rennen 1

23 - 25 September 2016  
Hockenheim Motorrad - 3692 mtr.

Pl.	Nr.	Name / Bewerber	Motorrad / CITY	Kls	PIK	Diff.	Gesamt zeit	Schnellste	In	Schnitt
1	34	Ezequiel Iturrioz (GER) Krämer Motorcycles	HKR EVO2 R BURGKIRCHEN	F-ESC	1	-- 10 laps --	16:16.413	1:36.382	7	136.12
2	21	Jerry Bunt, van de (NED) TeamRaHa 61	Happeck Rotax 449 NIJKERKERVEEN	F-ESC	2	2.014	16:18.427	1:36.280	7	135.84
3	89	David Legalle (FRA) J2L BMW	J2L BMW/Pami DUCEY	F-ESC	3	3.101	16:19.514	1:36.738	5	135.69
4	58	Lukas Wimmer (AUT) Krämer Motorcycles	HKR EVO2 R PISCHELSDORF	F-ESC	4	14.854	16:31.267	1:35.764	8	134.08
5	111	Mike Velthuijzen (NED) MVS Race engineering	TZM 250 MVS Yamaha NE DERHORST DEN BERG	F-ESC	5	20.554	16:36.967	1:38.456	3	133.31
6	118	Ryan van de Lagemaat (NED) KTM Duke Battle	KTM 690 Duke CULEMBORG	K-DB	1	32.071	16:48.484	1:39.950	9	131.79
7	113	Johann Flammann (GER) ADAC Niedersachsen	HKR EVO2 R SOLTEN	PrMo	1	32.363	16:48.776	1:39.277	6	131.75
8	96	Tycho Wedman (NED) Krämer Motorcycles	HKR EVO2 R HOUTEN	PrMo	2	32.530	16:48.943	1:39.533	8	131.73
9	9	Robert Schotman (NED) KTM Duke Battle	KTM 690 Duke DORDRECHT	K-DB	2	33.269	16:49.682	1:39.514	3	131.63
10	44	Justus Weinke (GER) Krämer Motorcycles	HKR EVO2 R SALZGITTER	F-ESC	6	36.677	16:53.090	1:39.993	5	131.19
11	124	Djim Ulrich (NED) KTM Duke Battle	KTM 690 Duke SLIEDRECHT	K-DB	3	36.706	16:53.119	1:40.090	4	131.19
12	84	Bram Lambrechts (BEL) KTM Duke Battle	KTM 690 Duke SCHELDEWINDEKE	K-DB	4	36.735	16:53.148	1:40.365	2	131.18
13	5	Johann Karl (GER) FREILUSSING	KTM-JK01 FREILUSSING	F-ESC	7	1:00.139	17:16.552	1:41.776	4	128.22
14	G37	Lutz Pfeifer (GER) ELSFLETH	Yamaha 450 ELSFLETH	F-ESC	8	1:04.220	17:20.633	1:42.073	7	127.72
15	18	Libor Kamenicky (CZE) HLM Racingteam	Mali Ahra 800 RUMBURG	F-ESC	9	1:07.659	17:24.072	1:42.648	6	127.30
16	7	Emile Litjens (NED) KTM Duke Battle	KTM 690 Duke Hegolsom	K-DB	5	1:24.887	17:41.300	1:44.715	3	125.23
17	23	Dustin Gerken (GER) ADAC Berlin/Brandenburg Team	HKR EVO2 BERLIN	F-ESC	10	1:24.905	17:41.318	1:44.607	5	125.23
18	8	Bruno Collin (FRA) Trajectorie Jeune Pilote	450 RS TVX POMPEY	F-ESC	11	1:35.657	17:52.070	1:44.668	3	123.97
19	74	Jeroen Vijfeijke (NED) KTM Duke Battle	KTM 690 Duke HELMOND	K-DB	6	1:40.727	17:57.140	1:46.061	10	123.39
20	131	Olivier Collet (FRA) AMIENS	KTM 690 Duke R AMIENS	F-ESC	12	1:40.825	17:57.238	1:44.757	10	123.38
21	11	Jordy Wolters (NED) Yamaha HRT 740	Yamaha HRT 740	F-ESC	13	-- 9 laps --	16:24.045	1:45.893	5	121.56

Nicht gewertet in Klasse : F-ESC										
Ist nicht gefinisht Oder Klassifikations Limit (75% von 10 Rnd) = 7 Rnd										
DNF	G14	Samuel Saudubray (FRA) TVX	450 TVX	F-ESC		10.015	16:34.060	1:46.043	7	120.33
DNF	2	Josef Frauenschuh (AUT) JF High-Tech-Tuning	KTM-JF-Supermono EGGELSBERG	F-ESC		-- 7 laps --	11:20.442	1:35.986	6	136.73
DNF	17	Dirk Kappeller (GER) Krämer Motorcycles	HKR EVO2 SAULHEIM	F-ESC		-- 4 laps --	7:59.534	1:54.060	2	110.86
DNF	G28	Arie Vos (NED) KTM Duke Battle	KTM 690 Duke OSS	F-ESC		-- 3 laps --	5:44.505	1:37.191	2	115.74

Schnellste Runde : 1:35.764 in Runde 8 durch nr. 58 : Lukas Wimmer (HKR EVO2R)

Aushangzeit

Ergebnisse und Rundenzeiten : [www.raceresults.at](http://www.raceresults.at)

Zeitnahme durch : SDO SportTiming

Rennleiter	Steward	Zeitmessung	<b>DMSB</b>
Wilfried Kasper	Stefan Beck	Bernd Jung	
Seite 1 von 1			



**SUPERBIKE-IDM V8-Hockenheimring Finale**

MotorEvents GmbH

S-09-16, EMN 10-316, IMN 191-80

IDM Supermono - Rennen 1

23 - 25 September 2016  
Hockenheim Motorrad - 3692 mtr.

**FIM Europe Supermono Cup**

Pl.	Nr.	Name / Bewerber	Motorrad / CITY	Diff.	Diff	Gesamt zeit	Schnellste	In
1	34	Ezequiel Iturrioz (GER)	HKREVO2 R	-- 10 laps --		16:16.413	1:36.382	7
2	21	Krämer Motorcycles Jerry Bunt, van de (NED)	BURGIKIRCHEN Happeck Rotax 449	2.014	2.014	16:18.427	1:36.280	7
3	89	TeamRaHa 61 David Legalle (FRA)	NIJKERKERVEEN J2L-BMW/Pami	3.101	1.087	16:19.514	1:36.738	5
4	58	J2L BMW Lukas Wimmer (AUT)	DUCEY HKREVO2 R	14.854	11.753	16:31.267	1:35.764	8
5	111	Krämer Motorcycles Mike Velthuisen (NED)	PISCHELSDORF TZM 250 MVS Yamaha	20.554	5.700	16:36.967	1:38.456	3
6	44	MVS Race engineering Justus Weinke (GER)	NEDERHORST DEN BERG HKREVO2 R	36.677	16.123	16:53.090	1:39.993	5
7	5	Krämer Motorcycles Johann Karl (GER)	SALZGITTER KTM-JK01	1:00.139	23.462	17:16.552	1:41.776	4
8	G37	Lutz Pfeifer (GER)	FREILUSSING Yamaha 450	1:04.220	4.081	17:20.633	1:42.073	7
9	18	Libor Kamenicky (CZE)	ELSFLETH Mali A-hra 800	1:07.659	3.439	17:24.072	1:42.648	6
10	23	HLM Racingteam Dustin Gerken (GER)	RUMBURG HKREVO2	1:24.905	17.246	17:41.318	1:44.607	5
11	8	ADAC Berlin/Brandenburg Team Bruno Collin (FRA)	BERLIN 450 RSTVX	1:35.657	10.752	17:52.070	1:44.668	3
12	131	Trajectorie Jeune Pilote Olivier Collet (FRA)	POMPEY KTM 690 Duke R	1:40.825	5.168	17:57.238	1:44.757	10
13	11	Jordy Wolters (NED)	AMIENS Yamaha HRT 740	-- 9 laps --		16:24.045	1:45.893	5

Nicht gewertet in Klasse : F-ESC		Ist nicht gefinisht Oder Klassifikations Limit (75% von 10 Rnd) = 7 Rnd						
DNF	G14	Samuel Saudubray (FRA)	450 TVX	10.015	10.015	16:34.060	1:46.043	7
DNF	2	Josef Frauenschuh (AUT)	KTM-JF-Supermono	-- 7 laps --		11:20.442	1:35.986	6
DNF	17	JF High-Tech-Tuning Dirk Kappeller (GER)	EGGELSBURG HKREVO2	-- 4 laps --		7:59.534	1:54.060	2
DNF	G28	Krämer Motorcycles Arie Vos (NED)	SAULHEIM KTM 690 Duke	-- 3 laps --		5:44.505	1:37.191	2
			KTM Duke Battle	OSS				

**KTM Duke Battle**

Pl.	Nr.	Name / Bewerber	Motorrad / CITY	Diff.	Diff	Gesamt zeit	Schnellste	In
1	118	Ryan van de Lagemaat (NED)	KTM 690 Duke	-- 10 laps --		16:48.484	1:39.950	9
2	9	KTM Duke Battle Robert Schotman (NED)	CULEMBORG KTM 690 Duke	1.198	1.198	16:49.682	1:39.514	3
3	124	KTM Duke Battle Djim Ulrich (NED)	DORDRECHT KTM 690 Duke	4.635	3.437	16:53.119	1:40.090	4
4	84	KTM Duke Battle Bram Lambrechts (BEL)	SLIEDRECHT KTM 690 Duke	4.664	0.029	16:53.148	1:40.365	2
5	7	KTM Duke Battle Emile Litjens (NED)	SCHELDWINDEKE KTM 690 Duke	52.816	48.152	17:41.300	1:44.715	3
6	74	KTM Duke Battle Jeroen Vijfeijke (NED)	Hegolsom KTM 690 Duke	1:08.656	15.840	17:57.140	1:46.061	10
			KTM Duke Battle	HELMOND				

Der Wertungsabstand (75% von 10 Runden = 7 Runden) ist erreicht.  
Der Wertungsabstand (75% von 10 Runden = 7 Runden) ist erreicht.


Alle Teilnehmer sind gewertet in Klasse : K-DB  
Alle Teilnehmer sind gewertet in Klasse : PrMo

Schnellste Runde : 1:35.764 in Runde 8 durch nr. 58 : Lukas Wimmer (HKR EVO2 R)

Aushangzeit

Ergebnisse und Rundenzeiten : [www.raceresults.at](http://www.raceresults.at)

Zeitnahme durch : SDO SportTiming

Rennleiter	Steward	Zeitmessung	
Wilfried Kasper	Stefan Beck	Bernd Jung	
Seite 1 von 1			

**SUPERBIKE-IDM V8-Hockenheimring Finale**

MotorEvents GmbH

S-09-16, EMN 10-316, IMN 191-80

IDM Supermono - Rennen 1

23 - 25 September 2016  
Hockenheim Motorrad - 3692 mtr.

**FIM Europe Supermono Cup**

Pl.	Nr.	Name / Bewerber	Motorrad / CITY	Diff.	Diff	Gesamtzeit	Schnellste	In
1	34	Ezequiel Iturrioz (GER)	HKREVO2 R	-- 10 laps --		16:16.413	1:36.382	7
2	21	Krämer Motorcycles Jerry Bunt, van de (NED)	BURGIKIRCHEN Happeck Rotax 449	2.014	2.014	16:18.427	1:36.280	7
3	89	TeamRaHa 61 David Legalle (FRA)	NIJKERKERVEEN J2L-BMW/Pami	3.101	1.087	16:19.514	1:36.738	5
4	58	J2L BMW Lukas Wimmer (AUT)	DUCEY HKREVO2 R	14.854	11.753	16:31.267	1:35.764	8
5	111	Krämer Motorcycles Mike Velthuisen (NED)	PISCHELSDORF TZM 250 MVS Yamaha	20.554	5.700	16:36.967	1:38.456	3
6	44	MVS Race engineering Justus Weinke (GER)	NEDERHORST DEN BERG HKREVO2 R	36.677	16.123	16:53.090	1:39.993	5
7	5	Krämer Motorcycles Johann Karl (GER)	SALZGITTER KTM-JK01	1:00.139	23.462	17:16.552	1:41.776	4
8	G37	Lutz Pfeifer (GER)	FREILUSSING Yamaha 450	1:04.220	4.081	17:20.633	1:42.073	7
9	18	Libor Kamenicky (CZE)	ELSFLETH Mali A-hra 800	1:07.659	3.439	17:24.072	1:42.648	6
10	23	HLM Racingteam Dustin Gerken (GER)	RUMBURG HKREVO2	1:24.905	17.246	17:41.318	1:44.607	5
11	8	ADAC Berlin/Brandenburg Team Bruno Collin (FRA)	BERLIN 450 RSTVX	1:35.657	10.752	17:52.070	1:44.668	3
12	131	Trajectorie Jeune Pilote Olivier Collet (FRA)	POMPEY KTM 690 Duke R	1:40.825	5.168	17:57.238	1:44.757	10
13	11	Jordy Wolters (NED)	AMIENS Yamaha HRT 740	-- 9 laps --		16:24.045	1:45.893	5

Nicht gewertet in Klasse : F-ESC		Ist nicht gefinisht Oder Klassifikations Limit (75% von 10 Rnd) = 7 Rnd						
DNF	G14	Samuel Saudubray (FRA)	450 TVX	10.015	10.015	16:34.060	1:46.043	7
DNF	2	Josef Frauenschuh (AUT)	KTM-JF-Supermono	-- 7 laps --		11:20.442	1:35.986	6
DNF	17	JF High-Tech-Tuning Dirk Kappeller (GER)	EGGELSBURG HKREVO2	-- 4 laps --		7:59.534	1:54.060	2
DNF	G28	Krämer Motorcycles Arie Vos (NED)	SAULHEIM KTM 690 Duke	-- 3 laps --		5:44.505	1:37.191	2
			KTM Duke Battle	OSS				

**KTM Duke Battle**

Pl.	Nr.	Name / Bewerber	Motorrad / CITY	Diff.	Diff	Gesamtzeit	Schnellste	In
1	118	Ryan van de Lagemaat (NED)	KTM 690 Duke	-- 10 laps --		16:48.484	1:39.950	9
2	9	KTM Duke Battle Robert Schotman (NED)	CULEMBORG KTM 690 Duke	1.198	1.198	16:49.682	1:39.514	3
3	124	KTM Duke Battle Djim Ulrich (NED)	DORDRECHT KTM 690 Duke	4.635	3.437	16:53.119	1:40.090	4
4	84	KTM Duke Battle Bram Lambrechts (BEL)	SLIEDRECHT KTM 690 Duke	4.664	0.029	16:53.148	1:40.365	2
5	7	KTM Duke Battle Emile Litjens (NED)	SCHELDEWINDEKE KTM 690 Duke	52.816	48.152	17:41.300	1:44.715	3
6	74	KTM Duke Battle Jeroen Vijfeijke (NED)	Hegolsom KTM 690 Duke	1:08.656	15.840	17:57.140	1:46.061	10
			KTM Duke Battle	HELMOND				

Der Wertungsabstand (75% von 10 Runden = 7 Runden) ist erreicht.  
Der Wertungsabstand (75% von 10 Runden = 7 Runden) ist erreicht.


Alle Teilnehmer sind gewertet in Klasse : K-DB  
Alle Teilnehmer sind gewertet in Klasse : PrMo

Schnellste Runde : 1:35.764 in Runde 8 durch nr. 58 : Lukas Wimmer (HKR EVO2 R)

Aushangzeit

Ergebnisse und Rundenzeiten : [www.raceresults.at](http://www.raceresults.at)

Zeitnahme durch : SDO SportTiming

Rennleiter	Steward	Zeitmessung	
Wilfried Kasper	Stefan Beck	Bernd Jung	
Seite 1 von 1			

**SUPERBIKE-IDM V8-Hockenheimring Finale**

MotorEvents GmbH

S-09-16, EMN 10-316, IMN 191-80

IDM Supermono - Rennen 1

23 - 25 September 2016

Rundezeiten

Hockenheim Motorrad - 3692 mtr.

Nr.	Name	Rnd	Runde	Lap ..1	Lap ..2	Lap ..3	Lap ..4	Lap ..5	Lap ..6	Lap ..7	Lap ..8	Lap ..9	Lap ..0
34	Ezequiel Iturrioz	10	1 - 10	1:40.860	1:37.897	1:37.388	1:37.253	1:36.695	1:36.584	1:36.382	1:37.607	1:37.185	1:37.377
21	Jerry Bunt, van de	10	1 - 10	1:41.459	1:37.543	1:36.661	1:36.721	1:37.338	1:36.579	1:36.280	1:38.336	1:37.103	1:39.261
89	David Legalle	10	1 - 10	1:41.225	1:37.287	1:36.854	1:37.443	1:36.738	1:36.992	1:37.218	1:37.636	1:37.007	1:39.073
58	Lukas Wimmer	10	1 - 10	1:41.647	1:36.943	1:36.872	1:36.286	1:36.204	1:35.936	1:36.214	1:35.764	1:36.824	1:58.577
111	Mike Velthuisen	10	1 - 10	1:43.018	1:38.627	1:38.456	1:39.015	1:39.016	1:39.423	1:39.544	1:39.009	1:39.427	1:39.073
118	Ryan van de Lagemaat	10	1 - 10	1:43.177	1:40.386	1:40.419	1:40.704	1:40.490	1:40.222	1:40.153	1:40.184	1:39.950	1:40.507
113	Johann Flammann	10	1 - 10	1:45.052	1:41.134	1:41.537	1:40.059	1:39.708	1:39.277	1:40.237	1:39.645	1:39.811	1:39.834
96	Tycho Wedman	10	1 - 10	1:44.656	1:40.341	1:40.081	1:39.880	1:39.841	1:41.286	1:40.167	1:39.533	1:39.959	1:40.277
9	Robert Schotman	10	1 - 10	1:45.390	1:40.437	1:39.514	1:39.830	1:40.165	1:41.100	1:39.648	1:39.881	1:39.748	1:41.642
44	Justus Weinke	10	1 - 10	1:45.373	1:40.567	1:41.048	1:40.803	1:39.993	1:40.120	1:40.141	1:40.108	1:40.035	1:41.353
124	Djim Ulrich	10	1 - 10	1:45.128	1:40.824	1:41.068	1:40.090	1:40.462	1:40.119	1:40.186	1:40.113	1:40.530	1:41.786
84	Bram Lambrechts	10	1 - 10	1:44.051	1:40.365	1:40.613	1:40.649	1:40.393	1:40.496	1:40.834	1:40.687	1:40.972	1:41.485
5	Johann Karl	10	1 - 10	1:46.523	1:42.662	1:42.859	1:41.776	1:42.591	1:43.266	1:43.100	1:43.732	1:42.893	1:43.982
G37	Lutz Pfeifer	10	1 - 10	1:48.871	1:43.761	1:43.530	1:43.342	1:43.063	1:42.525	1:42.073	1:43.411	1:43.158	1:43.393
18	Libor Kamenicky	10	1 - 10	1:48.938	1:44.474	1:43.945	1:43.497	1:42.873	1:42.648	1:42.997	1:43.102	1:43.941	1:43.814
7	Emile Litjens	10	1 - 10	1:47.890	1:46.301	1:44.715	1:45.283	1:45.921	1:45.137	1:45.428	1:45.113	1:45.901	1:45.505
23	Dustin Gerken	10	1 - 10	1:51.159	1:45.631	1:45.174	1:45.100	1:44.607	1:45.114	1:45.321	1:45.395	1:45.294	1:44.853
8	Bruno Collin	10	1 - 10	1:49.636	1:44.872	1:44.668	1:45.415	1:45.510	1:49.263	1:45.114	1:45.910	1:47.235	1:50.282
74	Jeroen Vijfeijke	10	1 - 10	1:50.526	1:47.454	1:47.365	1:47.582	1:46.850	1:46.634	1:47.155	1:46.507	1:46.462	1:46.061
131	Olivier Collet	10	1 - 10	1:52.909	1:47.728	1:46.972	1:46.581	1:46.859	1:46.917	1:46.883	1:47.735	1:45.674	1:44.757
11	Jordy Wolters	9	1 - 10	1:51.864	1:47.087	1:46.879	1:46.826	1:45.893	1:46.836	1:48.241	1:47.947	1:57.502	
G14	Samuel Saudubray	9	1 - 10	1:51.323	1:48.397	1:46.793	1:46.692	1:46.884	1:48.568	1:46.043	1:47.374	2:07.006	
2	Josef Frauenschuh	7	1 - 10	1:40.688	1:36.452	1:36.574	1:36.510	1:36.047	1:35.986	1:36.105			
17	Dirk Kappeller	4	1 - 10	1:56.277	1:54.060	1:55.207	2:08.580						
G28	Arie Vos	3	1 - 10	1:41.711	1:37.191	2:24.115							

**SUPERBIKE-IDM V8-Hockenheimring Finale**

MotorEvents GmbH

S-09-16, EMN 10-316, IMN 191-80

IDM Supermono - Rennen 1

23 - 25 September 2016

Rundezeiten

Hockenheim Motorrad - 3692 mtr.

Nr.	Name	Rnd	Runde	Lap ..1	Lap ..2	Lap ..3	Lap ..4	Lap ..5	Lap ..6	Lap ..7	Lap ..8	Lap ..9	Lap ..0
34	Ezequiel Iturrioz	10	1 - 10	1:40.860	1:37.897	1:37.388	1:37.253	1:36.695	1:36.584	1:36.382	1:37.607	1:37.185	1:37.377
21	Jerry Bunt, van de	10	1 - 10	1:41.459	1:37.543	1:36.661	1:36.721	1:37.338	1:36.579	1:36.280	1:38.336	1:37.103	1:39.261
89	David Legalle	10	1 - 10	1:41.225	1:37.287	1:36.854	1:37.443	1:36.738	1:36.992	1:37.218	1:37.636	1:37.007	1:39.073
58	Lukas Wimmer	10	1 - 10	1:41.647	1:36.943	1:36.872	1:36.286	1:36.204	1:35.936	1:36.214	1:35.764	1:36.824	1:58.577
111	Mike Velthuiszen	10	1 - 10	1:43.018	1:38.627	1:38.456	1:39.015	1:39.016	1:39.423	1:39.544	1:39.009	1:39.427	1:39.073
118	Ryan van de Lagemaat	10	1 - 10	1:43.177	1:40.386	1:40.419	1:40.704	1:40.490	1:40.222	1:40.153	1:40.184	1:39.950	1:40.507
113	Johann Flammann	10	1 - 10	1:45.052	1:41.134	1:41.537	1:40.059	1:39.708	1:39.277	1:40.237	1:39.645	1:39.811	1:39.834
96	Tycho Wedman	10	1 - 10	1:44.656	1:40.341	1:40.081	1:39.880	1:39.841	1:41.286	1:40.167	1:39.533	1:39.959	1:40.277
9	Robert Schotman	10	1 - 10	1:45.390	1:40.437	1:39.514	1:39.830	1:40.165	1:41.100	1:39.648	1:39.881	1:39.748	1:41.642
44	Justus Weinke	10	1 - 10	1:45.373	1:40.567	1:41.048	1:40.803	1:39.993	1:40.120	1:40.141	1:40.108	1:40.035	1:41.353
124	Djim Ulrich	10	1 - 10	1:45.128	1:40.824	1:41.068	1:40.090	1:40.462	1:40.119	1:40.186	1:40.113	1:40.530	1:41.786
84	Bram Lambrechts	10	1 - 10	1:44.051	1:40.365	1:40.613	1:40.649	1:40.393	1:40.496	1:40.834	1:40.687	1:40.972	1:41.485
5	Johann Karl	10	1 - 10	1:46.523	1:42.662	1:42.859	1:41.776	1:42.591	1:43.266	1:43.100	1:43.732	1:42.893	1:43.982
G37	Lutz Pfeifer	10	1 - 10	1:48.871	1:43.761	1:43.530	1:43.342	1:43.063	1:42.525	1:42.073	1:43.411	1:43.158	1:43.393
18	Libor Kamenicky	10	1 - 10	1:48.938	1:44.474	1:43.945	1:43.497	1:42.873	1:42.648	1:42.997	1:43.102	1:43.941	1:43.814
7	Emile Litjens	10	1 - 10	1:47.890	1:46.301	1:44.715	1:45.283	1:45.921	1:45.137	1:45.428	1:45.113	1:45.901	1:45.505
23	Dustin Gerken	10	1 - 10	1:51.159	1:45.631	1:45.174	1:45.100	1:44.607	1:45.114	1:45.321	1:45.395	1:45.294	1:44.853
8	Bruno Collin	10	1 - 10	1:49.636	1:44.872	1:44.668	1:45.415	1:45.510	1:49.263	1:45.114	1:45.910	1:47.235	1:50.282
74	Jeroen Vijfeijke	10	1 - 10	1:50.526	1:47.454	1:47.365	1:47.582	1:46.850	1:46.634	1:47.155	1:46.507	1:46.462	1:46.061
131	Olivier Collet	10	1 - 10	1:52.909	1:47.728	1:46.972	1:46.581	1:46.859	1:46.917	1:46.883	1:47.735	1:45.674	1:44.757
11	Jordy Wolters	9	1 - 10	1:51.864	1:47.087	1:46.879	1:46.826	1:45.893	1:46.836	1:48.241	1:47.947	1:57.502	
G14	Samuel Saudubray	9	1 - 10	1:51.323	1:48.397	1:46.793	1:46.692	1:46.884	1:48.568	1:46.043	1:47.374	2:07.006	
2	Josef Frauenschuh	7	1 - 10	1:40.688	1:36.452	1:36.574	1:36.510	1:36.047	1:35.986	1:36.105			
17	Dirk Kappeller	4	1 - 10	1:56.277	1:54.060	1:55.207	2:08.580						
G28	Arie Vos	3	1 - 10	1:41.711	1:37.191	2:24.115							

## SUPERBIKE-IDM V8-Hockenheimring Finale

MotorEvents GmbH

S-09-16, EMN 10-316, IMN 191-80

### IDM Supermono - Rennen 1

23 - 25 September 2016

Hockenheim Motorrad - 3692 mtr.

Pl.	Nr.	Name / Team Name	Sector 1			Sector 2			Sector 3			Theoretischer Bestest	Bestzeit	In
			Zeit	.	pl.	Zeit	.	pl.	Zeit	.	pl.			
1	34	Ezequiel Iturrioz (GER)	25.065	6	2	35.250	7	4	35.960	7	5	1:36.275	1:36.382	7
2	21	Jerry Bunt, van de (NED)	25.067	7	3	35.255	6	5	35.919	3	4	1:36.241	1:36.280	7
3	89	David Legalle (FRA)	25.277	6	5	35.197	5	3	35.867	1	3	1:36.341	1:36.738	5
4	58	Lukas Wimmer (AUT)	24.928	8	1	34.945	8	2	35.784	6	1	1:35.657	1:35.764	8
5	111	Mike Velthuiszen (NED)	25.618	3	7	35.704	3	7	37.134	3	10	1:38.456	1:38.456	3
6	118	Ryan van de Lagemaat (NED)	25.898	3	10	36.418	10	12	37.288	10	12	1:39.604	1:39.950	9
7	113	Johann Flammann (GER)	25.772	8	8	35.874	6	8	37.142	4	11	1:38.788	1:39.277	6
8	96	Tycho Wedman (NED)	25.839	5	9	36.332	6	11	37.128	7	9	1:39.299	1:39.533	8
9	9	Robert Schotman (NED)	25.930	8	11	36.232	3	10	37.077	7	7	1:39.239	1:39.514	3
10	44	Justus Weinke (GER)	26.101	7	13	35.957	9	9	37.366	6	14	1:39.424	1:39.993	5
11	124	Djim Ulrich (NED)	26.240	9	14	36.493	6	14	37.094	8	8	1:39.827	1:40.090	4
12	84	Bram Lambrechts (BEL)	26.086	5	12	36.474	10	13	37.344	4	13	1:39.904	1:40.365	2
13	5	Johann Karl (GER)	26.849	4	17	37.015	4	15	37.912	4	15	1:41.776	1:41.776	4
14	G37	Lutz Pfeifer (GER)	26.686	7	16	37.124	7	16	38.263	7	16	1:42.073	1:42.073	7
15	18	Libor Kamenicky (CZE)	26.487	8	15	37.453	6	17	38.335	5	17	1:42.275	1:42.648	6
16	7	Emile Litjens (NED)	26.890	3	18	38.336	4	22	39.299	6	21	1:44.525	1:44.715	3
17	23	Dustin Gerken (GER)	27.357	5	21	38.063	5	18	39.060	6	18	1:44.480	1:44.607	5
18	8	Bruno Collin (FRA)	26.998	2	19	38.067	4	19	39.120	2	19	1:44.185	1:44.668	3
19	74	Jeroen Vijfeijke (NED)	27.749	10	23	38.239	10	21	40.073	10	23	1:46.061	1:46.061	10
20	131	Olivier Collet (FRA)	27.222	10	20	38.349	10	23	39.186	10	20	1:44.757	1:44.757	10
21	11	Jordy Wolters (NED)	27.393	5	22	38.208	6	20	40.176	2	24	1:45.777	1:45.893	5
22	G14	Samuel Saudubray (FRA)	27.815	7	24	38.442	8	24	39.730	7	22	1:45.987	1:46.043	7
23	2	Josef Frauenschuh (AUT)	25.220	5	4	34.686	6	1	35.819	7	2	1:35.725	1:35.986	6
24	17	Dirk Kappeller (GER)	29.435	2	25	41.179	1	25	43.258	2	25	1:53.872	1:54.060	2
25	G28	Arie Vos (NED)	25.461	3	6	35.324	2	6	36.058	2	6	1:36.843	1:37.191	2

## SUPERBIKE-IDM V8-Hockenheimring Finale

MotorEvents GmbH

S-09-16, EMN 10-316, IMN 191-80

### IDM Supermono - Rennen 1

23 - 25 September 2016

Hockenheim Motorrad - 3692 mtr.

Pl.	Nr.	Name / Team Name	Sector 1			Sector 2			Sector 3			Theoretischer Bestest	Bestzeit	In
			Zeit	.	pl.	Zeit	.	pl.	Zeit	.	pl.			
1	34	Ezequiel Iturrioz (GER)	25.065	6	2	35.250	7	4	35.960	7	5	1:36.275	1:36.382	7
2	21	Jerry Bunt, van de (NED)	25.067	7	3	35.255	6	5	35.919	3	4	1:36.241	1:36.280	7
3	89	David Legalle (FRA)	25.277	6	5	35.197	5	3	35.867	1	3	1:36.341	1:36.738	5
4	58	Lukas Wimmer (AUT)	24.928	8	1	34.945	8	2	35.784	6	1	1:35.657	1:35.764	8
5	111	Mike Velthuiszen (NED)	25.618	3	7	35.704	3	7	37.134	3	10	1:38.456	1:38.456	3
6	118	Ryan van de Lagemaat (NED)	25.898	3	10	36.418	10	12	37.288	10	12	1:39.604	1:39.950	9
7	113	Johann Flammann (GER)	25.772	8	8	35.874	6	8	37.142	4	11	1:38.788	1:39.277	6
8	96	Tycho Wedman (NED)	25.839	5	9	36.332	6	11	37.128	7	9	1:39.299	1:39.533	8
9	9	Robert Schotman (NED)	25.930	8	11	36.232	3	10	37.077	7	7	1:39.239	1:39.514	3
10	44	Justus Weinke (GER)	26.101	7	13	35.957	9	9	37.366	6	14	1:39.424	1:39.993	5
11	124	Djim Ulrich (NED)	26.240	9	14	36.493	6	14	37.094	8	8	1:39.827	1:40.090	4
12	84	Bram Lambrechts (BEL)	26.086	5	12	36.474	10	13	37.344	4	13	1:39.904	1:40.365	2
13	5	Johann Karl (GER)	26.849	4	17	37.015	4	15	37.912	4	15	1:41.776	1:41.776	4
14	G37	Lutz Pfeifer (GER)	26.686	7	16	37.124	7	16	38.263	7	16	1:42.073	1:42.073	7
15	18	Libor Kamenicky (CZE)	26.487	8	15	37.453	6	17	38.335	5	17	1:42.275	1:42.648	6
16	7	Emile Litjens (NED)	26.890	3	18	38.336	4	22	39.299	6	21	1:44.525	1:44.715	3
17	23	Dustin Gerken (GER)	27.357	5	21	38.063	5	18	39.060	6	18	1:44.480	1:44.607	5
18	8	Bruno Collin (FRA)	26.998	2	19	38.067	4	19	39.120	2	19	1:44.185	1:44.668	3
19	74	Jeroen Vijfeijke (NED)	27.749	10	23	38.239	10	21	40.073	10	23	1:46.061	1:46.061	10
20	131	Olivier Collet (FRA)	27.222	10	20	38.349	10	23	39.186	10	20	1:44.757	1:44.757	10
21	11	Jordy Wolters (NED)	27.393	5	22	38.208	6	20	40.176	2	24	1:45.777	1:45.893	5
22	G14	Samuel Saudubray (FRA)	27.815	7	24	38.442	8	24	39.730	7	22	1:45.987	1:46.043	7
23	2	Josef Frauenschuh (AUT)	25.220	5	4	34.686	6	1	35.819	7	2	1:35.725	1:35.986	6
24	17	Dirk Kappeller (GER)	29.435	2	25	41.179	1	25	43.258	2	25	1:53.872	1:54.060	2
25	G28	Arie Vos (NED)	25.461	3	6	35.324	2	6	36.058	2	6	1:36.843	1:37.191	2

## SUPERBIKE-IDM V8-Hockenheimring Finale

MotorEvents GmbH

S-09-16, EMN 10-316, IMN 191-80

IDM Supermono - Rennen 1

23 - 25 September 2016

Runden und Sektoren Zeiten

Hockenheim Motorrad - 3692 mtr.

2 Josef Frauenschuh (AUT)									KTM-JF-Supermono											
lap	Sect-1	Speed	Sect-2	Speed	Sect-3	Speed	TopSpeed	laptime	pit	lap	Sect-1	Speed	Sect-2	Speed	Sect-3	Speed	Topspeed	laptime	pit	
1	28.574	142.3	35.768	184.0	36.346	<u>198.5</u>		1:40.688		5	<u>25.220</u>	142.7	34.922	186.9	35.905	196.0			1:36.047	
2	25.567	147.5	34.797	<u>188.8</u>	36.088	195.7		1:36.452		6	25.285	150.2	<u>34.686</u>	188.5	36.015	195.3			<u>1:35.986</u>	
3	25.296	149.0	35.263	185.6	36.015	196.4		1:36.574		7	25.310	<u>151.9</u>	34.976	186.5	<u>35.819</u>	190.5			1:36.105	
4	25.430	147.5	35.077	188.2	36.003	194.2		1:36.510		8										

5 Johann Karl (GER)									KTM-JK01											
lap	Sect-1	Speed	Sect-2	Speed	Sect-3	Speed	TopSpeed	laptime	pit	lap	Sect-1	Speed	Sect-2	Speed	Sect-3	Speed	Topspeed	laptime	pit	
1	30.603	138.5	37.503	168.5	38.417	176.8		1:46.523		6	27.480	134.3	37.643	167.7	38.143	173.9			1:43.266	
2	26.932	138.8	37.364	166.7	38.366	<u>177.3</u>		1:42.662		7	27.331	139.2	37.631	168.8	38.138	173.1			1:43.100	
3	26.989	139.2	37.445	<u>169.0</u>	38.425	173.9		1:42.859		8	27.333	137.4	37.962	164.9	38.437	172.8			1:43.732	
4	<u>26.849</u>	<u>140.1</u>	<u>37.015</u>	168.8	<u>37.912</u>	176.2		<u>1:41.776</u>		9	27.174	137.2	37.324	165.4	38.395	174.5			1:42.893	
5	26.967	<u>140.1</u>	37.494	167.7	38.130	173.4		1:42.591		10	27.273	134.5	38.052	166.7	38.657	169.5			1:43.982	

7 Emile Litjens (NED)									KTM 690 Duke											
lap	Sect-1	Speed	Sect-2	Speed	Sect-3	Speed	TopSpeed	laptime	pit	lap	Sect-1	Speed	Sect-2	Speed	Sect-3	Speed	Topspeed	laptime	pit	
1	29.957	130.8	38.492	<u>164.6</u>	39.441	<u>172.0</u>		1:47.890		6	27.318	130.8	38.520	162.4	<u>39.299</u>	169.5			1:45.137	
2	27.387	121.1	39.451	163.6	39.463	<u>172.0</u>		1:46.301		7	27.298	130.6	38.494	162.2	39.636	169.0			1:45.428	
3	<u>26.890</u>	132.5	38.455	163.6	39.370	170.6		<u>1:44.715</u>		8	27.172	<u>133.7</u>	38.467	156.7	39.474	169.5			1:45.113	
4	27.152	133.3	<u>38.336</u>	162.7	39.795	169.0		1:45.283		9	27.564	128.7	38.685	162.9	39.652	169.3			1:45.901	
5	27.553	132.4	38.519	161.0	39.849	167.2		1:45.921		10	27.301	133.3	38.471	161.7	39.733	169.3			1:45.505	

8 Bruno Collin (FRA)									450 RS TVX											
lap	Sect-1	Speed	Sect-2	Speed	Sect-3	Speed	TopSpeed	laptime	pit	lap	Sect-1	Speed	Sect-2	Speed	Sect-3	Speed	Topspeed	laptime	pit	
1	30.993	133.0	39.328	160.5	39.315	<u>174.2</u>		1:49.636		6	28.099	126.2	41.945	161.2	39.219	169.5			1:49.263	
2	<u>26.998</u>	132.4	38.754	163.1	<u>39.120</u>	171.7		1:44.872		7	27.387	<u>135.2</u>	38.332	159.1	39.395	166.9			1:45.114	
3	27.048	134.0	38.261	161.4	39.359	170.3		<u>1:44.668</u>		8	27.811	131.1	38.908	161.7	39.191	168.8			1:45.910	
4	27.517	131.7	<u>38.067</u>	<u>164.6</u>	39.831	164.6		1:45.415		9	27.926	125.4	39.090	157.2	40.219	163.6			1:47.235	
5	27.555	133.7	38.274	161.9	39.681	172.0		1:45.510		10	28.720	122.9	40.240	157.2	41.322	162.4			1:50.282	

9 Robert Schotman (NED)									KTM 690 Duke											
lap	Sect-1	Speed	Sect-2	Speed	Sect-3	Speed	TopSpeed	laptime	pit	lap	Sect-1	Speed	Sect-2	Speed	Sect-3	Speed	Topspeed	laptime	pit	
1	30.276	138.8	37.190	175.0	37.924	<u>184.3</u>		1:45.390		6	26.126	135.2	36.776	173.6	38.198	179.7			1:41.100	
2	26.355	143.2	36.877	175.3	37.205	182.4		1:40.437		7	26.073	142.9	36.498	171.2	<u>37.077</u>	180.0			1:39.648	
3	26.006	<u>146.7</u>	<u>36.232</u>	<u>176.5</u>	37.276	184.0		<u>1:39.514</u>		8	<u>25.930</u>	146.1	36.662	171.7	37.289	182.7			1:39.881	
4	26.025	142.7	36.684	171.2	37.121	178.5		1:39.830		9	26.050	143.6	36.496	172.0	37.202	184.0			1:39.748	
5	25.932	145.4	36.553	173.6	37.680	182.1		1:40.165		10	26.344	138.1	37.556	173.1	37.742	167.4			1:41.642	

11 Jordy Wolters (NED)									Yamaha HRT 740											
lap	Sect-1	Speed	Sect-2	Speed	Sect-3	Speed	TopSpeed	laptime	pit	lap	Sect-1	Speed	Sect-2	Speed	Sect-3	Speed	Topspeed	laptime	pit	
1	30.988	127.5	40.240	168.5	40.636	178.8		1:51.864		6	27.842	133.3	<u>38.208</u>	168.8	40.786	175.9			1:46.836	
2	28.258	135.5	38.653	<u>169.8</u>	<u>40.176</u>	177.9		1:47.087		7	28.054	129.8	39.528	<u>169.8</u>	40.659	175.9			1:48.241	
3	27.550	135.7	38.804	169.0	40.525	176.2		1:46.879		8	28.407	133.8	38.898	167.7	40.642	177.0			1:47.947	
4	27.999	134.7	38.501	166.4	40.326	<u>179.4</u>		1:46.826		9	27.728	<u>136.4</u>	45.128	112.4	44.646	176.8			1:57.502	
5	<u>27.393</u>	134.3	38.233	168.5	40.267	175.6		<u>1:45.893</u>		10										

17 Dirk Kappeller (GER)									HKR EVO2											
lap	Sect-1	Speed	Sect-2	Speed	Sect-3	Speed	TopSpeed	laptime	pit	lap	Sect-1	Speed	Sect-2	Speed	Sect-3	Speed	Topspeed	laptime	pit	
1	31.804	120.9	<u>41.179</u>	159.1	43.294	168.5		1:56.277		3	29.808	<u>127.2</u>	41.752	158.1	43.647	166.4			1:55.207	
2	<u>29.435</u>	125.4	41.367	<u>161.4</u>	<u>43.258</u>	<u>170.3</u>		<u>1:54.060</u>		4	29.689	123.0	41.942	153.8					2:08.580	

18 Libor Kamenicky (CZE)									Mali Ahra 800											
lap	Sect-1	Speed	Sect-2	Speed	Sect-3	Speed	TopSpeed	laptime	pit	lap	Sect-1	Speed	Sect-2	Speed	Sect-3	Speed	Topspeed	laptime	pit	
1	30.889	124.1	38.827	170.9	39.222	182.4		1:48.938		6	26.626	130.4	<u>37.453</u>	172.8	38.569	181.2			<u>1:42.648</u>	
2	27.039	127.7	38.295	169.5	39.140	<u>183.1</u>		1:44.474		7	26.745	135.3	37.457	172.0	38.795	180.9			1:42.997	
3	26.892	135.7	37.875	170.9	39.178	180.6		1:43.945		8	<u>26.487</u>	<u>135.8</u>	37.907	172.5	38.708	179.7			1:43.102	
4	26.932	133.2	37.707	172.0	38.858	180.9		1:43.497		9	26.935	133.5	38.000	172.2	39.006	178.5			1:43.941	
5	27.006	134.0	37.532	<u>173.1</u>	<u>38.335</u>	182.1		1:42.873		10	27.155	135.7	37.643	172.0	39.016	179.7			1:43.814	

## SUPERBIKE-IDM V8-Hockenheimring Finale

MotorEvents GmbH

S-09-16, EMN 10-316, IMN 191-80

IDM Supermono - Rennen 1

23 - 25 September 2016

Runden und Sektoren Zeiten

Hockenheim Motorrad - 3692 mtr.

21 Jerry Bunt, van de (NED)									Happeck Rotax 449											
lap	Sect-1	Speed	Sect-2	Speed	Sect-3	Speed	TopSpeed	laptime	pit	lap	Sect-1	Speed	Sect-2	Speed	Sect-3	Speed	Topspeed	laptime	pit	
1	29.010	142.3	35.955	177.6	36.494	188.8		1:41.459		6	25.135	142.3	<u>35.255</u>	177.9	36.189	187.5			1:36.579	
2	25.438	144.0	35.802	<u>179.1</u>	36.303	<u>189.8</u>		1:37.543		7	<u>25.067</u>	144.0	35.293	177.6	35.920	186.9			<u>1:36.280</u>	
3	25.445	141.0	35.297	178.2	<u>35.919</u>	188.2		1:36.661		8	25.674	137.2	36.436	<u>179.1</u>	36.226	188.8			1:38.336	
4	25.250	145.0	35.496	177.6	35.975	187.5		1:36.721		9	25.443	141.9	35.428	178.8	36.232	<u>189.8</u>			1:37.103	
5	25.337	145.6	35.638	177.9	36.363	186.9		1:37.338		10	25.360	<u>149.0</u>	36.310	161.7	37.591	186.9			1:39.261	

23 Dustin Gerken (GER)									HKR EVO2											
lap	Sect-1	Speed	Sect-2	Speed	Sect-3	Speed	TopSpeed	laptime	pit	lap	Sect-1	Speed	Sect-2	Speed	Sect-3	Speed	Topspeed	laptime	pit	
1	31.677	120.3	39.684	172.5	39.798	<u>181.8</u>		1:51.159		6	27.764	128.0	38.290	172.5	<u>39.060</u>	<u>181.8</u>			1:45.114	
2	27.883	125.1	38.491	170.9	39.257	180.9		1:45.631		7	27.462	126.5	38.579	<u>172.8</u>	39.280	<u>181.8</u>			1:45.321	
3	27.680	<u>132.4</u>	38.206	172.5	39.288	181.2		1:45.174		8	27.788	127.2	38.244	172.2	39.363	176.2			1:45.395	
4	27.617	126.0	38.261	172.2	39.222	180.9		1:45.100		9	27.447	128.7	38.346	171.4	39.501	179.7			1:45.294	
5	<u>27.357</u>	129.5	<u>38.063</u>	170.9	39.187	181.2		<u>1:44.607</u>		10	27.595	121.6	38.080	171.7	39.178	180.6			1:44.853	

34 Ezequiel Iturrioz (GER)									HKR EVO2 R											
lap	Sect-1	Speed	Sect-2	Speed	Sect-3	Speed	TopSpeed	laptime	pit	lap	Sect-1	Speed	Sect-2	Speed	Sect-3	Speed	Topspeed	laptime	pit	
1	28.485	148.4	35.815	173.1	36.560	184.3		1:40.860		6	<u>25.065</u>	147.3	35.291	<u>175.6</u>	36.228	184.6			1:36.584	
2	25.399	<u>151.3</u>	35.621	173.1	36.877	183.7		1:37.897		7	25.172	148.4	<u>35.250</u>	173.6	<u>35.960</u>	184.9			<u>1:36.382</u>	
3	25.406	144.2	35.785	175.3	36.197	184.9		1:37.388		8	25.362	146.9	35.870	172.2	36.375	183.4			1:37.607	
4	25.389	145.9	35.335	175.0	36.529	184.0		1:37.253		9	25.274	144.4	35.489	172.5	36.422	184.0			1:37.185	
5	25.222	150.6	35.331	174.5	36.142	<u>185.2</u>		1:36.695		10	25.370	146.7	35.499	168.8	36.508	183.4			1:37.377	

44 Justus Weinke (GER)									HKR EVO2 R											
lap	Sect-1	Speed	Sect-2	Speed	Sect-3	Speed	TopSpeed	laptime	pit	lap	Sect-1	Speed	Sect-2	Speed	Sect-3	Speed	Topspeed	laptime	pit	
1	30.024	137.2	36.847	172.8	38.502	183.1		1:45.373		6	26.322	140.8	36.432	172.5	<u>37.366</u>	182.4			1:40.120	
2	26.277	141.7	36.287	175.3	38.003	182.1		1:40.567		7	<u>26.101</u>	141.9	36.226	172.5	37.814	180.0			1:40.141	
3	26.819	142.5	36.696	175.0	37.533	<u>184.3</u>		1:41.048		8	26.134	<u>142.9</u>	36.458	173.9	37.516	181.8			1:40.108	
4	26.321	139.7	36.709	173.1	37.773	180.9		1:40.803		9	26.314	141.9	<u>35.957</u>	<u>177.3</u>	37.764	181.8			1:40.035	
5	26.186	139.2	36.197	175.6	37.610	181.8		<u>1:39.993</u>		10	26.631	138.5	36.905	176.2	37.817	180.6			1:41.353	

58 Lukas Wimmer (AUT)									HKR EVO2 R											
lap	Sect-1	Speed	Sect-2	Speed	Sect-3	Speed	TopSpeed	laptime	pit	lap	Sect-1	Speed	Sect-2	Speed	Sect-3	Speed	Topspeed	laptime	pit	
1	28.751	145.9	35.749	174.2	36.500	183.7		1:41.647		6	25.157	<u>152.5</u>	34.995	177.0	<u>35.784</u>	185.9			1:35.936	
2	25.321	150.4	35.391	177.3	36.231	185.2		1:36.943		7	25.250	151.7	35.122	176.5	35.842	185.9			1:36.214	
3	25.462	151.0	35.313	176.8	36.097	185.6		1:36.872		8	<u>24.928</u>	151.7	<u>34.945</u>	<u>177.6</u>	35.891	<u>186.5</u>			<u>1:35.764</u>	
4	25.272	149.8	35.068	177.0	35.946	184.6		1:36.286		9	25.355	149.2	35.455	177.3	36.014	185.9			1:36.824	
5	25.073	151.3	35.119	177.3	36.012	186.2		1:36.204		10	25.270	151.7	51.964	126.6	41.343	130.8			1:58.577	

74 Jeroen Vijfeijke (NED)									KTM 690 Duke											
lap	Sect-1	Speed	Sect-2	Speed	Sect-3	Speed	TopSpeed	laptime	pit	lap	Sect-1	Speed	Sect-2	Speed	Sect-3	Speed	Topspeed	laptime	pit	
1	30.506	130.0	39.344	162.7	40.676	168.2		1:50.526		6	27.818	139.0	38.299	<u>163.6</u>	40.517	<u>170.6</u>			1:46.634	
2	28.114	135.3	38.847	162.4	40.493	169.8		1:47.454		7	28.083	135.5	38.627	162.2	40.445	169.3			1:47.155	
3	27.953	132.5	38.928	162.2	40.484	167.4		1:47.365		8	27.932	137.9	38.449	161.9	40.126	169.3			1:46.507	
4	28.196	133.7	38.940	161.9	40.446	169.3		1:47.582		9	27.761	<u>139.9</u>	38.431	162.4	40.270	169.0			1:46.462	
5	27.996	138.8	38.486	161.9	40.368	169.3		1:46.850		10	<u>27.749</u>	137.9	<u>38.239</u>	162.4	<u>40.073</u>	169.3			<u>1:46.061</u>	

84 Bram Lambrechts (BEL)									KTM 690 Duke											
lap	Sect-1	Speed	Sect-2	Speed	Sect-3	Speed	TopSpeed	laptime	pit	lap	Sect-1	Speed	Sect-2	Speed	Sect-3	Speed	Topspeed	laptime	pit	
1	28.934	138.5	37.587	168.2	37.530	178.2		1:44.051		6	26.120	145.2	36.715	170.1	37.661	<u>182.4</u>			1:40.496	
2	26.177	143.2	36.704	169.3	37.484	177.3		<u>1:40.365</u>		7	26.314	146.1	37.007	170.1	37.513	178.8			1:40.834	
3	26.099	144.6	36.803	167.2	37.711	178.2		1:40.613		8	26.264	143.8	36.761	168.5	37.662	177.3			1:40.687	
4	26.382	145.6	36.923	<u>170.6</u>	<u>37.344</u>	180.6		1:40.649		9	26.283	144.8	36.877	168.0	37.812	179.7			1:40.972	
5	<u>26.086</u>	145.6	36.621	168.5	37.686	178.2		1:40.393		10	26.767	<u>146.7</u>	<u>36.474</u>	166.9	38.244	173.9			1:41.485	

89 David Legalle (FRA)									J2L BMW/Pami											
lap	Sect-1	Speed	Sect-2	Speed	Sect-3	Speed	TopSpeed	laptime	pit	lap	Sect-1	Speed	Sect-2	Speed	Sect-3	Speed	Topspeed	laptime	pit	
1	29.683	141.0	35.675	176.5	<u>35.867</u>	<u>190.8</u>		1:41.225		6	<u>25.277</u>	145.7	35.572	177.6	36.143	185.9			1:36.992	
2	25.310	145.7	35.362	<u>180.9</u>	36.615	189.1		1:37.287		7	25.480	139.5	35.593	176.8	36.145	187.2			1:37.218	
3	25.506	<u>147.1</u>	35.253	180.6	36.095	189.8		1:36.854		8	25.438	140.8	35.798	177.9	36.400	186.2			1:37.636	
4	25.675	146.9	35.379	179.7	36.389	187.2		1:37.443		9	25.372	140.3	35.549	179.1	36.086	187.5			1:37.007	
5	25.489	145.0	<u>35.197</u>	178.2	36.052	188.8		<u>1:36.738</u>		10	25.408	142.7	36.157	159.8	37.508	184.9			1:39.073	



SUPERBIKE-IDM V8-Hockenheimring Finale

MotorEvents GmbH

S-09-16, EMN 10-316, IMN 191-80

IDM Supermono - Rennen 1

23 - 25 September 2016

Runden und Sektoren Zeiten

Hockenheim Motorrad - 3692 mtr.

96 Tycho Wedman (NED)									HKR EVO2 R											
lap	Sect-1	Speed	Sect-2	Speed	Sect-3	Speed	TopSpeed	laptime	pit	lap	Sect-1	Speed	Sect-2	Speed	Sect-3	Speed	Topspeed	laptime	pit	
1	29.570	137.9	37.186	176.2	37.900	186.5		1:44.656		6	26.321	143.2	<u>36.332</u>	176.2	38.633	184.3			1:41.286	
2	26.206	142.5	36.787	176.2	37.348	185.2		1:40.341		7	26.209	146.3	36.830	<u>178.8</u>	<u>37.128</u>	185.6			1:40.167	
3	25.947	145.2	36.424	177.3	37.710	187.2		1:40.081		8	25.864	<u>147.3</u>	36.423	176.8	37.246	186.2			<u>1:39.533</u>	
4	26.259	145.0	36.472	175.3	37.149	186.2		1:39.880		9	25.958	145.4	36.753	175.6	37.248	185.6			1:39.959	
5	<u>25.839</u>	145.9	36.453	175.9	37.549	<u>187.8</u>		1:39.841		10	25.982	144.4	37.136	177.6	37.159	186.9			1:40.277	

111 Mike Velthuisen (NED)									TZM 250 MVS Yamaha											
lap	Sect-1	Speed	Sect-2	Speed	Sect-3	Speed	TopSpeed	laptime	pit	lap	Sect-1	Speed	Sect-2	Speed	Sect-3	Speed	Topspeed	laptime	pit	
1	29.665	139.7	35.906	176.8	37.447	<u>187.2</u>		1:43.018		6	25.896	138.3	35.899	<u>177.6</u>	37.628	185.9			1:39.423	
2	25.694	136.7	35.744	176.8	37.189	185.9		1:38.627		7	26.051	140.3	36.041	176.5	37.452	186.2			1:39.544	
3	<u>25.618</u>	139.5	<u>35.704</u>	177.3	<u>37.134</u>	186.5		<u>1:38.456</u>		8	25.854	141.7	35.734	176.8	37.421	185.9			1:39.009	
4	25.784	133.8	35.858	177.0	37.373	185.9		1:39.015		9	25.882	136.5	36.033	176.2	37.512	185.2			1:39.427	
5	25.759	136.5	35.935	175.0	37.322	186.2		1:39.016		10	25.826	<u>145.6</u>	35.888	177.3	37.359	185.9			1:39.073	

113 Johann Flammann (GER)									HKR EVO2 R											
lap	Sect-1	Speed	Sect-2	Speed	Sect-3	Speed	TopSpeed	laptime	pit	lap	Sect-1	Speed	Sect-2	Speed	Sect-3	Speed	Topspeed	laptime	pit	
1	29.362	138.1	37.378	174.5	38.312	179.1		1:45.052		6	25.793	<u>149.0</u>	<u>35.874</u>	<u>175.9</u>	37.610	<u>186.2</u>			<u>1:39.277</u>	
2	26.694	147.9	36.596	174.2	37.844	181.5		1:41.134		7	26.331	146.9	36.415	169.5	37.491	182.1			1:40.237	
3	27.187	146.1	36.687	172.8	37.663	181.8		1:41.537		8	<u>25.772</u>	147.9	36.398	174.2	37.475	181.5			1:39.645	
4	26.782	142.7	36.135	173.1	<u>37.142</u>	182.4		1:40.059		9	26.005	144.8	36.414	175.0	37.392	182.7			1:39.811	
5	26.282	147.1	36.073	173.4	37.353	180.6		1:39.708		10	26.020	146.1	36.586	170.9	37.228	178.8			1:39.834	

118 Ryan van de Lagemaat (NED)									KTM 690 Duke											
lap	Sect-1	Speed	Sect-2	Speed	Sect-3	Speed	TopSpeed	laptime	pit	lap	Sect-1	Speed	Sect-2	Speed	Sect-3	Speed	Topspeed	laptime	pit	
1	28.652	141.0	36.857	<u>171.2</u>	37.668	<u>180.3</u>		1:43.177		6	26.019	145.0	36.633	170.6	37.570	180.0			1:40.222	
2	26.074	143.8	36.741	<u>171.2</u>	37.571	178.8		1:40.386		7	26.218	144.8	36.554	170.6	37.381	179.1			1:40.153	
3	<u>25.898</u>	145.2	36.955	169.8	37.566	180.0		1:40.419		8	26.001	146.7	36.794	169.8	37.389	179.7			1:40.184	
4	26.111	143.4	37.104	169.5	37.489	180.0		1:40.704		9	25.999	146.3	36.606	170.3	37.345	179.7			<u>1:39.950</u>	
5	25.969	144.8	36.893	170.1	37.628	180.0		1:40.490		10	26.801	<u>147.1</u>	<u>36.418</u>	169.8	<u>37.288</u>	179.7			1:40.507	

124 Djim Ulrich (NED)									KTM 690 Duke											
lap	Sect-1	Speed	Sect-2	Speed	Sect-3	Speed	TopSpeed	laptime	pit	lap	Sect-1	Speed	Sect-2	Speed	Sect-3	Speed	Topspeed	laptime	pit	
1	29.890	137.1	37.294	171.7	37.944	<u>182.4</u>		1:45.128		6	26.444	144.2	<u>36.493</u>	170.3	37.182	179.4			1:40.119	
2	26.452	<u>148.4</u>	36.862	171.2	37.510	<u>182.4</u>		1:40.824		7	26.306	144.0	36.632	170.9	37.248	176.2			1:40.186	
3	26.832	143.8	37.009	<u>174.2</u>	37.227	177.3		1:41.068		8	26.338	145.7	36.681	170.3	<u>37.094</u>	182.1			1:40.113	
4	26.311	142.7	36.604	170.1	37.175	177.3		<u>1:40.090</u>		9	<u>26.240</u>	147.1	36.816	170.1	37.474	176.8			1:40.530	
5	26.294	143.2	36.885	171.4	37.283	177.9		1:40.462		10	26.737	146.9	36.805	169.5	38.244	175.3			1:41.786	

131 Olivier Collet (FRA)									KTM 690 Duke R											
lap	Sect-1	Speed	Sect-2	Speed	Sect-3	Speed	TopSpeed	laptime	pit	lap	Sect-1	Speed	Sect-2	Speed	Sect-3	Speed	Topspeed	laptime	pit	
1	32.114	126.5	40.199	162.4	40.596	<u>172.0</u>		1:52.909		6	28.097	130.0	38.800	161.2	40.020	167.4			1:46.917	
2	28.185	132.8	39.345	<u>162.9</u>	40.198	169.5		1:47.728		7	27.402	134.7	38.630	162.7	40.851	166.4			1:46.883	
3	28.211	131.5	38.731	161.9	40.030	169.5		1:46.972		8	28.085	131.4	39.005	162.4	40.645	169.0			1:47.735	
4	27.967	129.2	38.964	<u>162.9</u>	39.650	168.2		1:46.581		9	27.692	<u>135.2</u>	38.627	159.5	39.355	166.9			1:45.674	
5	28.348	127.1	38.880	161.7	39.631	169.3		1:46.859		10	<u>27.222</u>	130.6	<u>38.349</u>	160.2	<u>39.186</u>	170.6			<u>1:44.757</u>	

G14 Samuel Saudubray (FRA)									450 TVX											
lap	Sect-1	Speed	Sect-2	Speed	Sect-3	Speed	TopSpeed	laptime	pit	lap	Sect-1	Speed	Sect-2	Speed	Sect-3	Speed	Topspeed	laptime	pit	
1	31.206	124.4	39.513	<u>165.6</u>	40.604	172.2		1:51.323		6	28.153	126.2	38.616	163.6	41.799	169.0			1:48.568	
2	28.411	128.9	39.682	165.4	40.304	173.1		1:48.397		7	<u>27.815</u>	127.5	38.498	161.9	<u>39.730</u>	172.5			<u>1:46.043</u>	
3	28.138	127.2	38.577	<u>165.6</u>	40.078	<u>173.6</u>		1:46.793		8	28.187	129.0	<u>38.442</u>	164.1	40.745	169.5			1:47.374	
4	28.234	123.7	38.548	165.1	39.910	173.1		1:46.692		9	28.313	<u>129.8</u>	41.767	99.4					2:07.006	
5	28.505	121.6	38.517	165.4	39.862	172.5		1:46.884		10										

G28 Arie Vos (NED)									KTM 690 Duke											
lap	Sect-1	Speed	Sect-2	Speed	Sect-3	Speed	TopSpeed	laptime	pit	lap	Sect-1	Speed	Sect-2	Speed	Sect-3	Speed	Topspeed	laptime	pit	
1	28.813	139.9	36.462	171.7	36.436	180.6		1:41.711		3	<u>25.461</u>	145.6	36.224	152.1					2:24.115	
2	25.809	<u>146.3</u>	<u>35.324</u>	<u>173.1</u>	<u>36.058</u>	<u>181.5</u>		<u>1:37.191</u>		4										

## SUPERBIKE-IDM V8-Hockenheimring Finale

MotorEvents GmbH

S-09-16, EMN 10-316, IMN 191-80

IDM Supermono - Rennen 1

23 - 25 September 2016

Runden und Sektoren Zeiten

Hockenheim Motorrad - 3692 mtr.

G37		Lutz Pfeifer (GER)							Yamaha 450										
lap	Sect-1	Speed	Sect-2	Speed	Sect-3	Speed	TopSpeed	laptime	pit	lap	Sect-1	Speed	Sect-2	Speed	Sect-3	Speed	Topspeed	laptime	pit
1	30.974	130.4	38.433	169.5	39.464	177.9		1:48.871		6	26.748	134.0	37.315	171.2	38.462	177.0		1:42.525	
2	26.763	126.8	38.297	168.5	38.701	176.5		1:43.761		7	<del>26.686</del>	135.0	<del>37.124</del>	169.3	<del>38.263</del>	175.0		<del>1:42.073</del>	
3	26.956	135.3	37.819	167.4	38.755	177.0		1:43.530		8	26.917	130.8	37.963	169.8	38.531	174.8		1:43.411	
4	26.929	133.0	37.947	168.2	38.466	177.0		1:43.342		9	26.899	126.9	37.803	169.8	38.456	176.8		1:43.158	
5	26.905	132.8	37.594	170.1	38.564	176.2		1:43.063		10	26.779	<del>137.8</del>	37.964	170.3	38.650	176.8		1:43.393	

## SUPERBIKE-IDM V8-Hockenheimring Finale

MotorEvents GmbH

S-09-16, EMN 10-316, IMN 191-80

IDM Supermono - Rennen 1

23 - 25 September 2016

Runden und Sektoren Zeiten

Hockenheim Motorrad - 3692 mtr.

2 Josef Frauenschuh (AUT)									KTM-JF-Supermono											
lap	Sect-1	Speed	Sect-2	Speed	Sect-3	Speed	TopSpeed	laptime	pit	lap	Sect-1	Speed	Sect-2	Speed	Sect-3	Speed	Topspeed	laptime	pit	
1	28.574	142.3	35.768	184.0	36.346	<u>198.5</u>		1:40.688		5	<u>25.220</u>	142.7	34.922	186.9	35.905	196.0			1:36.047	
2	25.567	147.5	34.797	<u>188.8</u>	36.088	195.7		1:36.452		6	25.285	150.2	<u>34.686</u>	188.5	36.015	195.3			<u>1:35.986</u>	
3	25.296	149.0	35.263	185.6	36.015	196.4		1:36.574		7	25.310	<u>151.9</u>	34.976	186.5	<u>35.819</u>	190.5			1:36.105	
4	25.430	147.5	35.077	188.2	36.003	194.2		1:36.510		8										

5 Johann Karl (GER)									KTM-JK01											
lap	Sect-1	Speed	Sect-2	Speed	Sect-3	Speed	TopSpeed	laptime	pit	lap	Sect-1	Speed	Sect-2	Speed	Sect-3	Speed	Topspeed	laptime	pit	
1	30.603	138.5	37.503	168.5	38.417	176.8		1:46.523		6	27.480	134.3	37.643	167.7	38.143	173.9			1:43.266	
2	26.932	138.8	37.364	166.7	38.366	<u>177.3</u>		1:42.662		7	27.331	139.2	37.631	168.8	38.138	173.1			1:43.100	
3	26.989	139.2	37.445	<u>169.0</u>	38.425	173.9		1:42.859		8	27.333	137.4	37.962	164.9	38.437	172.8			1:43.732	
4	<u>26.849</u>	<u>140.1</u>	<u>37.015</u>	168.8	<u>37.912</u>	176.2		<u>1:41.776</u>		9	27.174	137.2	37.324	165.4	38.395	174.5			1:42.893	
5	26.967	<u>140.1</u>	37.494	167.7	38.130	173.4		1:42.591		10	27.273	134.5	38.052	166.7	38.657	169.5			1:43.982	

7 Emile Litjens (NED)									KTM 690 Duke											
lap	Sect-1	Speed	Sect-2	Speed	Sect-3	Speed	TopSpeed	laptime	pit	lap	Sect-1	Speed	Sect-2	Speed	Sect-3	Speed	Topspeed	laptime	pit	
1	29.957	130.8	38.492	<u>164.6</u>	39.441	<u>172.0</u>		1:47.890		6	27.318	130.8	38.520	162.4	<u>39.299</u>	169.5			1:45.137	
2	27.387	121.1	39.451	163.6	39.463	<u>172.0</u>		1:46.301		7	27.298	130.6	38.494	162.2	39.636	169.0			1:45.428	
3	<u>26.890</u>	132.5	38.455	163.6	39.370	170.6		<u>1:44.715</u>		8	27.172	<u>133.7</u>	38.467	156.7	39.474	169.5			1:45.113	
4	27.152	133.3	<u>38.336</u>	162.7	39.795	169.0		1:45.283		9	27.564	128.7	38.685	162.9	39.652	169.3			1:45.901	
5	27.553	132.4	38.519	161.0	39.849	167.2		1:45.921		10	27.301	133.3	38.471	161.7	39.733	169.3			1:45.505	

8 Bruno Collin (FRA)									450 RS TVX											
lap	Sect-1	Speed	Sect-2	Speed	Sect-3	Speed	TopSpeed	laptime	pit	lap	Sect-1	Speed	Sect-2	Speed	Sect-3	Speed	Topspeed	laptime	pit	
1	30.993	133.0	39.328	160.5	39.315	<u>174.2</u>		1:49.636		6	28.099	126.2	41.945	161.2	39.219	169.5			1:49.263	
2	<u>26.998</u>	132.4	38.754	163.1	<u>39.120</u>	171.7		1:44.872		7	27.387	<u>135.2</u>	38.332	159.1	39.395	166.9			1:45.114	
3	27.048	134.0	38.261	161.4	39.359	170.3		<u>1:44.668</u>		8	27.811	131.1	38.908	161.7	39.191	168.8			1:45.910	
4	27.517	131.7	<u>38.067</u>	<u>164.6</u>	39.831	164.6		1:45.415		9	27.926	125.4	39.090	157.2	40.219	163.6			1:47.235	
5	27.555	133.7	38.274	161.9	39.681	172.0		1:45.510		10	28.720	122.9	40.240	157.2	41.322	162.4			1:50.282	

9 Robert Schotman (NED)									KTM 690 Duke											
lap	Sect-1	Speed	Sect-2	Speed	Sect-3	Speed	TopSpeed	laptime	pit	lap	Sect-1	Speed	Sect-2	Speed	Sect-3	Speed	Topspeed	laptime	pit	
1	30.276	138.8	37.190	175.0	37.924	<u>184.3</u>		1:45.390		6	26.126	135.2	36.776	173.6	38.198	179.7			1:41.100	
2	26.355	143.2	36.877	175.3	37.205	182.4		1:40.437		7	26.073	142.9	36.498	171.2	<u>37.077</u>	180.0			1:39.648	
3	26.006	<u>146.7</u>	<u>36.232</u>	<u>176.5</u>	37.276	184.0		<u>1:39.514</u>		8	<u>25.930</u>	146.1	36.662	171.7	37.289	182.7			1:39.881	
4	26.025	142.7	36.684	171.2	37.121	178.5		1:39.830		9	26.050	143.6	36.496	172.0	37.202	184.0			1:39.748	
5	25.932	145.4	36.553	173.6	37.680	182.1		1:40.165		10	26.344	138.1	37.556	173.1	37.742	167.4			1:41.642	

11 Jordy Wolters (NED)									Yamaha HRT 740											
lap	Sect-1	Speed	Sect-2	Speed	Sect-3	Speed	TopSpeed	laptime	pit	lap	Sect-1	Speed	Sect-2	Speed	Sect-3	Speed	Topspeed	laptime	pit	
1	30.988	127.5	40.240	168.5	40.636	178.8		1:51.864		6	27.842	133.3	<u>38.208</u>	168.8	40.786	175.9			1:46.836	
2	28.258	135.5	38.653	<u>169.8</u>	<u>40.176</u>	177.9		1:47.087		7	28.054	129.8	39.528	<u>169.8</u>	40.659	175.9			1:48.241	
3	27.550	135.7	38.804	169.0	40.525	176.2		1:46.879		8	28.407	133.8	38.898	167.7	40.642	177.0			1:47.947	
4	27.999	134.7	38.501	166.4	40.326	<u>179.4</u>		1:46.826		9	27.728	<u>136.4</u>	45.128	112.4	44.646	176.8			1:57.502	
5	<u>27.393</u>	134.3	38.233	168.5	40.267	175.6		<u>1:45.893</u>		10										

17 Dirk Kappeller (GER)									HKR EVO2											
lap	Sect-1	Speed	Sect-2	Speed	Sect-3	Speed	TopSpeed	laptime	pit	lap	Sect-1	Speed	Sect-2	Speed	Sect-3	Speed	Topspeed	laptime	pit	
1	31.804	120.9	<u>41.179</u>	159.1	43.294	168.5		1:56.277		3	29.808	<u>127.2</u>	41.752	158.1	43.647	166.4			1:55.207	
2	<u>29.435</u>	125.4	41.367	<u>161.4</u>	<u>43.258</u>	<u>170.3</u>		<u>1:54.060</u>		4	29.689	123.0	41.942	153.8					2:08.580	

18 Libor Kamenicky (CZE)									Mali Ahra 800											
lap	Sect-1	Speed	Sect-2	Speed	Sect-3	Speed	TopSpeed	laptime	pit	lap	Sect-1	Speed	Sect-2	Speed	Sect-3	Speed	Topspeed	laptime	pit	
1	30.889	124.1	38.827	170.9	39.222	182.4		1:48.938		6	26.626	130.4	<u>37.453</u>	172.8	38.569	181.2			<u>1:42.648</u>	
2	27.039	127.7	38.295	169.5	39.140	<u>183.1</u>		1:44.474		7	26.745	135.3	37.457	172.0	38.795	180.9			1:42.997	
3	26.892	135.7	37.875	170.9	39.178	180.6		1:43.945		8	<u>26.487</u>	<u>135.8</u>	37.907	172.5	38.708	179.7			1:43.102	
4	26.932	133.2	37.707	172.0	38.858	180.9		1:43.497		9	26.935	133.5	38.000	172.2	39.006	178.5			1:43.941	
5	27.006	134.0	37.532	<u>173.1</u>	<u>38.335</u>	182.1		1:42.873		10	27.155	135.7	37.643	172.0	39.016	179.7			1:43.814	

## SUPERBIKE-IDM V8-Hockenheimring Finale

MotorEvents GmbH

S-09-16, EMN 10-316, IMN 191-80

IDM Supermono - Rennen 1

23 - 25 September 2016

Runden und Sektoren Zeiten

Hockenheim Motorrad - 3692 mtr.

21 Jerry Bunt, van de (NED)										Happeck Rotax 449										
lap	Sect-1	Speed	Sect-2	Speed	Sect-3	Speed	TopSpeed	laptime	pit	lap	Sect-1	Speed	Sect-2	Speed	Sect-3	Speed	Topspeed	laptime	pit	
1	29.010	142.3	35.955	177.6	36.494	188.8		1:41.459		6	25.135	142.3	<u>35.255</u>	177.9	36.189	187.5			1:36.579	
2	25.438	144.0	35.802	<u>179.1</u>	36.303	<u>189.8</u>		1:37.543		7	<u>25.067</u>	144.0	35.293	177.6	35.920	186.9			<u>1:36.280</u>	
3	25.445	141.0	35.297	178.2	<u>35.919</u>	188.2		1:36.661		8	25.674	137.2	36.436	<u>179.1</u>	36.226	188.8			1:38.336	
4	25.250	145.0	35.496	177.6	35.975	187.5		1:36.721		9	25.443	141.9	35.428	178.8	36.232	<u>189.8</u>			1:37.103	
5	25.337	145.6	35.638	177.9	36.363	186.9		1:37.338		10	25.360	<u>149.0</u>	36.310	161.7	37.591	186.9			1:39.261	

23 Dustin Gerken (GER)										HKR EVO2										
lap	Sect-1	Speed	Sect-2	Speed	Sect-3	Speed	TopSpeed	laptime	pit	lap	Sect-1	Speed	Sect-2	Speed	Sect-3	Speed	Topspeed	laptime	pit	
1	31.677	120.3	39.684	172.5	39.798	<u>181.8</u>		1:51.159		6	27.764	128.0	38.290	172.5	<u>39.060</u>	<u>181.8</u>			1:45.114	
2	27.883	125.1	38.491	170.9	39.257	180.9		1:45.631		7	27.462	126.5	38.579	<u>172.8</u>	39.280	<u>181.8</u>			1:45.321	
3	27.680	<u>132.4</u>	38.206	172.5	39.288	181.2		1:45.174		8	27.788	127.2	38.244	172.2	39.363	176.2			1:45.395	
4	27.617	126.0	38.261	172.2	39.222	180.9		1:45.100		9	27.447	128.7	38.346	171.4	39.501	179.7			1:45.294	
5	<u>27.357</u>	129.5	<u>38.063</u>	170.9	39.187	181.2		<u>1:44.607</u>		10	27.595	121.6	38.080	171.7	39.178	180.6			1:44.853	

34 Ezequiel Iturrioz (GER)										HKR EVO2 R										
lap	Sect-1	Speed	Sect-2	Speed	Sect-3	Speed	TopSpeed	laptime	pit	lap	Sect-1	Speed	Sect-2	Speed	Sect-3	Speed	Topspeed	laptime	pit	
1	28.485	148.4	35.815	173.1	36.560	184.3		1:40.860		6	<u>25.065</u>	147.3	35.291	<u>175.6</u>	36.228	184.6			1:36.584	
2	25.399	<u>151.3</u>	35.621	173.1	36.877	183.7		1:37.897		7	25.172	148.4	<u>35.250</u>	173.6	<u>35.960</u>	184.9			<u>1:36.382</u>	
3	25.406	144.2	35.785	175.3	36.197	184.9		1:37.388		8	25.362	146.9	35.870	172.2	36.375	183.4			1:37.607	
4	25.389	145.9	35.335	175.0	36.529	184.0		1:37.253		9	25.274	144.4	35.489	172.5	36.422	184.0			1:37.185	
5	25.222	150.6	35.331	174.5	36.142	<u>185.2</u>		1:36.695		10	25.370	146.7	35.499	168.8	36.508	183.4			1:37.377	

44 Justus Weinke (GER)										HKR EVO2 R										
lap	Sect-1	Speed	Sect-2	Speed	Sect-3	Speed	TopSpeed	laptime	pit	lap	Sect-1	Speed	Sect-2	Speed	Sect-3	Speed	Topspeed	laptime	pit	
1	30.024	137.2	36.847	172.8	38.502	183.1		1:45.373		6	26.322	140.8	36.432	172.5	<u>37.366</u>	182.4			1:40.120	
2	26.277	141.7	36.287	175.3	38.003	182.1		1:40.567		7	<u>26.101</u>	141.9	36.226	172.5	37.814	180.0			1:40.141	
3	26.819	142.5	36.696	175.0	37.533	<u>184.3</u>		1:41.048		8	26.134	<u>142.9</u>	36.458	173.9	37.516	181.8			1:40.108	
4	26.321	139.7	36.709	173.1	37.773	180.9		1:40.803		9	26.314	141.9	<u>35.957</u>	<u>177.3</u>	37.764	181.8			1:40.035	
5	26.186	139.2	36.197	175.6	37.610	181.8		<u>1:39.993</u>		10	26.631	138.5	36.905	176.2	37.817	180.6			1:41.353	

58 Lukas Wimmer (AUT)										HKR EVO2 R										
lap	Sect-1	Speed	Sect-2	Speed	Sect-3	Speed	TopSpeed	laptime	pit	lap	Sect-1	Speed	Sect-2	Speed	Sect-3	Speed	Topspeed	laptime	pit	
1	28.751	145.9	35.749	174.2	36.500	183.7		1:41.647		6	25.157	<u>152.5</u>	34.995	177.0	<u>35.784</u>	185.9			1:35.936	
2	25.321	150.4	35.391	177.3	36.231	185.2		1:36.943		7	25.250	151.7	35.122	176.5	35.842	185.9			1:36.214	
3	25.462	151.0	35.313	176.8	36.097	185.6		1:36.872		8	<u>24.928</u>	151.7	<u>34.945</u>	<u>177.6</u>	35.891	<u>186.5</u>			<u>1:35.764</u>	
4	25.272	149.8	35.068	177.0	35.946	184.6		1:36.286		9	25.355	149.2	35.455	177.3	36.014	185.9			1:36.824	
5	25.073	151.3	35.119	177.3	36.012	186.2		1:36.204		10	25.270	151.7	51.964	126.6	41.343	130.8			1:58.577	

74 Jeroen Vijfeijke (NED)										KTM 690 Duke										
lap	Sect-1	Speed	Sect-2	Speed	Sect-3	Speed	TopSpeed	laptime	pit	lap	Sect-1	Speed	Sect-2	Speed	Sect-3	Speed	Topspeed	laptime	pit	
1	30.506	130.0	39.344	162.7	40.676	168.2		1:50.526		6	27.818	139.0	38.299	<u>163.6</u>	40.517	<u>170.6</u>			1:46.634	
2	28.114	135.3	38.847	162.4	40.493	169.8		1:47.454		7	28.083	135.5	38.627	162.2	40.445	169.3			1:47.155	
3	27.953	132.5	38.928	162.2	40.484	167.4		1:47.365		8	27.932	137.9	38.449	161.9	40.126	169.3			1:46.507	
4	28.196	133.7	38.940	161.9	40.446	169.3		1:47.582		9	27.761	<u>139.9</u>	38.431	162.4	40.270	169.0			1:46.462	
5	27.996	138.8	38.486	161.9	40.368	169.3		1:46.850		10	<u>27.749</u>	137.9	<u>38.239</u>	162.4	<u>40.073</u>	169.3			<u>1:46.061</u>	

84 Bram Lambrechts (BEL)										KTM 690 Duke										
lap	Sect-1	Speed	Sect-2	Speed	Sect-3	Speed	TopSpeed	laptime	pit	lap	Sect-1	Speed	Sect-2	Speed	Sect-3	Speed	Topspeed	laptime	pit	
1	28.934	138.5	37.587	168.2	37.530	178.2		1:44.051		6	26.120	145.2	36.715	170.1	37.661	<u>182.4</u>			1:40.496	
2	26.177	143.2	36.704	169.3	37.484	177.3		<u>1:40.365</u>		7	26.314	146.1	37.007	170.1	37.513	178.8			1:40.834	
3	26.099	144.6	36.803	167.2	37.711	178.2		1:40.613		8	26.264	143.8	36.761	168.5	37.662	177.3			1:40.687	
4	26.382	145.6	36.923	<u>170.6</u>	<u>37.344</u>	180.6		1:40.649		9	26.283	144.8	36.877	168.0	37.812	179.7			1:40.972	
5	<u>26.086</u>	145.6	36.621	168.5	37.686	178.2		1:40.393		10	26.767	<u>146.7</u>	<u>36.474</u>	166.9	38.244	173.9			1:41.485	

89 David Legalle (FRA)										J2L BMW/Pami										
lap	Sect-1	Speed	Sect-2	Speed	Sect-3	Speed	TopSpeed	laptime	pit	lap	Sect-1	Speed	Sect-2	Speed	Sect-3	Speed	Topspeed	laptime	pit	
1	29.683	141.0	35.675	176.5	<u>35.867</u>	<u>190.8</u>		1:41.225		6	<u>25.277</u>	145.7	35.572	177.6	36.143	185.9			1:36.992	
2	25.310	145.7	35.362	<u>180.9</u>	36.615	189.1		1:37.287		7	25.480	139.5	35.593	176.8	36.145	187.2			1:37.218	
3	25.506	<u>147.1</u>	35.253	180.6	36.095	189.8		1:36.854		8	25.438	140.8	35.798	177.9	36.400	186.2			1:37.636	
4	25.675	146.9	35.379	179.7	36.389	187.2		1:37.443		9	25.372	140.3	35.549	179.1	36.086	187.5			1:37.007	
5	25.489	145.0	<u>35.197</u>	178.2	36.052	188.8		<u>1:36.738</u>		10	25.408	142.7	36.157	159.8	37.508	184.9			1:39.073	

**SUPERBIKE-IDM V8-Hockenheimring Finale**

MotorEvents GmbH

S-09-16, EMN 10-316, IMN 191-80

IDM Supermono - Rennen 1

23 - 25 September 2016

Runden und Sektoren Zeiten

Hockenheim Motorrad - 3692 mtr.

96 Tycho Wedman (NED)									HKR EVO2 R											
lap	Sect-1	Speed	Sect-2	Speed	Sect-3	Speed	TopSpeed	laptime	pit	lap	Sect-1	Speed	Sect-2	Speed	Sect-3	Speed	Topspeed	laptime	pit	
1	29.570	137.9	37.186	176.2	37.900	186.5		1:44.656		6	26.321	143.2	<u>36.332</u>	176.2	38.633	184.3			1:41.286	
2	26.206	142.5	36.787	176.2	37.348	185.2		1:40.341		7	26.209	146.3	36.830	<u>178.8</u>	<u>37.128</u>	185.6			1:40.167	
3	25.947	145.2	36.424	177.3	37.710	187.2		1:40.081		8	25.864	<u>147.3</u>	36.423	176.8	37.246	186.2			<u>1:39.533</u>	
4	26.259	145.0	36.472	175.3	37.149	186.2		1:39.880		9	25.958	145.4	36.753	175.6	37.248	185.6			1:39.959	
5	<u>25.839</u>	145.9	36.453	175.9	37.549	<u>187.8</u>		1:39.841		10	25.982	144.4	37.136	177.6	37.159	186.9			1:40.277	

111 Mike Velthuisen (NED)									TZM 250 MVS Yamaha											
lap	Sect-1	Speed	Sect-2	Speed	Sect-3	Speed	TopSpeed	laptime	pit	lap	Sect-1	Speed	Sect-2	Speed	Sect-3	Speed	Topspeed	laptime	pit	
1	29.665	139.7	35.906	176.8	37.447	<u>187.2</u>		1:43.018		6	25.896	138.3	35.899	<u>177.6</u>	37.628	185.9			1:39.423	
2	25.694	136.7	35.744	176.8	37.189	185.9		1:38.627		7	26.051	140.3	36.041	176.5	37.452	186.2			1:39.544	
3	<u>25.618</u>	139.5	<u>35.704</u>	177.3	<u>37.134</u>	186.5		<u>1:38.456</u>		8	25.854	141.7	35.734	176.8	37.421	185.9			1:39.009	
4	25.784	133.8	35.858	177.0	37.373	185.9		1:39.015		9	25.882	136.5	36.033	176.2	37.512	185.2			1:39.427	
5	25.759	136.5	35.935	175.0	37.322	186.2		1:39.016		10	25.826	<u>145.6</u>	35.888	177.3	37.359	185.9			1:39.073	

113 Johann Flammann (GER)									HKR EVO2 R											
lap	Sect-1	Speed	Sect-2	Speed	Sect-3	Speed	TopSpeed	laptime	pit	lap	Sect-1	Speed	Sect-2	Speed	Sect-3	Speed	Topspeed	laptime	pit	
1	29.362	138.1	37.378	174.5	38.312	179.1		1:45.052		6	25.793	<u>149.0</u>	<u>35.874</u>	<u>175.9</u>	37.610	<u>186.2</u>			<u>1:39.277</u>	
2	26.694	147.9	36.596	174.2	37.844	181.5		1:41.134		7	26.331	146.9	36.415	169.5	37.491	182.1			1:40.237	
3	27.187	146.1	36.687	172.8	37.663	181.8		1:41.537		8	<u>25.772</u>	147.9	36.398	174.2	37.475	181.5			1:39.645	
4	26.782	142.7	36.135	173.1	<u>37.142</u>	182.4		1:40.059		9	26.005	144.8	36.414	175.0	37.392	182.7			1:39.811	
5	26.282	147.1	36.073	173.4	37.353	180.6		1:39.708		10	26.020	146.1	36.586	170.9	37.228	178.8			1:39.834	

118 Ryan van de Lagemaat (NED)									KTM 690 Duke											
lap	Sect-1	Speed	Sect-2	Speed	Sect-3	Speed	TopSpeed	laptime	pit	lap	Sect-1	Speed	Sect-2	Speed	Sect-3	Speed	Topspeed	laptime	pit	
1	28.652	141.0	36.857	<u>171.2</u>	37.668	<u>180.3</u>		1:43.177		6	26.019	145.0	36.633	170.6	37.570	180.0			1:40.222	
2	26.074	143.8	36.741	<u>171.2</u>	37.571	178.8		1:40.386		7	26.218	144.8	36.554	170.6	37.381	179.1			1:40.153	
3	<u>25.898</u>	145.2	36.955	169.8	37.566	180.0		1:40.419		8	26.001	146.7	36.794	169.8	37.389	179.7			1:40.184	
4	26.111	143.4	37.104	169.5	37.489	180.0		1:40.704		9	25.999	146.3	36.606	170.3	37.345	179.7			<u>1:39.950</u>	
5	25.969	144.8	36.893	170.1	37.628	180.0		1:40.490		10	26.801	<u>147.1</u>	<u>36.418</u>	169.8	<u>37.288</u>	179.7			1:40.507	

124 Djim Ulrich (NED)									KTM 690 Duke											
lap	Sect-1	Speed	Sect-2	Speed	Sect-3	Speed	TopSpeed	laptime	pit	lap	Sect-1	Speed	Sect-2	Speed	Sect-3	Speed	Topspeed	laptime	pit	
1	29.890	137.1	37.294	171.7	37.944	<u>182.4</u>		1:45.128		6	26.444	144.2	<u>36.493</u>	170.3	37.182	179.4			1:40.119	
2	26.452	<u>148.4</u>	36.862	171.2	37.510	<u>182.4</u>		1:40.824		7	26.306	144.0	36.632	170.9	37.248	176.2			1:40.186	
3	26.832	143.8	37.009	<u>174.2</u>	37.227	177.3		1:41.068		8	26.338	145.7	36.681	170.3	<u>37.094</u>	182.1			1:40.113	
4	26.311	142.7	36.604	170.1	37.175	177.3		<u>1:40.090</u>		9	<u>26.240</u>	147.1	36.816	170.1	37.474	176.8			1:40.530	
5	26.294	143.2	36.885	171.4	37.283	177.9		1:40.462		10	26.737	146.9	36.805	169.5	38.244	175.3			1:41.786	

131 Olivier Collet (FRA)									KTM 690 Duke R											
lap	Sect-1	Speed	Sect-2	Speed	Sect-3	Speed	TopSpeed	laptime	pit	lap	Sect-1	Speed	Sect-2	Speed	Sect-3	Speed	Topspeed	laptime	pit	
1	32.114	126.5	40.199	162.4	40.596	<u>172.0</u>		1:52.909		6	28.097	130.0	38.800	161.2	40.020	167.4			1:46.917	
2	28.185	132.8	39.345	<u>162.9</u>	40.198	169.5		1:47.728		7	27.402	134.7	38.630	162.7	40.851	166.4			1:46.883	
3	28.211	131.5	38.731	161.9	40.030	169.5		1:46.972		8	28.085	131.4	39.005	162.4	40.645	169.0			1:47.735	
4	27.967	129.2	38.964	<u>162.9</u>	39.650	168.2		1:46.581		9	27.692	<u>135.2</u>	38.627	159.5	39.355	166.9			1:45.674	
5	28.348	127.1	38.880	161.7	39.631	169.3		1:46.859		10	<u>27.222</u>	130.6	<u>38.349</u>	160.2	<u>39.186</u>	170.6			<u>1:44.757</u>	

G14 Samuel Saudubray (FRA)									450 TVX											
lap	Sect-1	Speed	Sect-2	Speed	Sect-3	Speed	TopSpeed	laptime	pit	lap	Sect-1	Speed	Sect-2	Speed	Sect-3	Speed	Topspeed	laptime	pit	
1	31.206	124.4	39.513	<u>165.6</u>	40.604	172.2		1:51.323		6	28.153	126.2	38.616	163.6	41.799	169.0			1:48.568	
2	28.411	128.9	39.682	165.4	40.304	173.1		1:48.397		7	<u>27.815</u>	127.5	38.498	161.9	<u>39.730</u>	172.5			<u>1:46.043</u>	
3	28.138	127.2	38.577	<u>165.6</u>	40.078	<u>173.6</u>		1:46.793		8	28.187	129.0	<u>38.442</u>	164.1	40.745	169.5			1:47.374	
4	28.234	123.7	38.548	165.1	39.910	173.1		1:46.692		9	28.313	<u>129.8</u>	41.767	99.4					2:07.006	
5	28.505	121.6	38.517	165.4	39.862	172.5		1:46.884		10										

G28 Arie Vos (NED)									KTM 690 Duke											
lap	Sect-1	Speed	Sect-2	Speed	Sect-3	Speed	TopSpeed	laptime	pit	lap	Sect-1	Speed	Sect-2	Speed	Sect-3	Speed	Topspeed	laptime	pit	
1	28.813	139.9	36.462	171.7	36.436	180.6		1:41.711		3	<u>25.461</u>	145.6	36.224	152.1					2:24.115	
2	25.809	<u>146.3</u>	<u>35.324</u>	<u>173.1</u>	<u>36.058</u>	<u>181.5</u>		<u>1:37.191</u>		4										

SUPERBIKE-IDM V8-Hockenheimring Finale

MotorEvents GmbH

S-09-16, EMN 10-316, IMN 191-80

IDM Supermono - Rennen 1

23 - 25 September 2016

Runden und Sektoren Zeiten

Hockenheim Motorrad - 3692 mtr.

G37		Lutz Pfeifer (GER)							Yamaha 450										
lap	Sect-1	Speed	Sect-2	Speed	Sect-3	Speed	TopSpeed	laptime	pit	lap	Sect-1	Speed	Sect-2	Speed	Sect-3	Speed	Topspeed	laptime	pit
1	30.974	130.4	38.433	169.5	39.464	177.9		1:48.871		6	26.748	134.0	37.315	171.2	38.462	177.0		1:42.525	
2	26.763	126.8	38.297	168.5	38.701	176.5		1:43.761		7	<del>26.686</del>	135.0	<del>37.124</del>	169.3	<del>38.263</del>	175.0		<del>1:42.073</del>	
3	26.956	135.3	37.819	167.4	38.755	177.0		1:43.530		8	26.917	130.8	37.963	169.8	38.531	174.8		1:43.411	
4	26.929	133.0	37.947	168.2	38.466	177.0		1:43.342		9	26.899	126.9	37.803	169.8	38.456	176.8		1:43.158	
5	26.905	132.8	37.594	170.1	38.564	176.2		1:43.063		10	26.779	<del>137.8</del>	37.964	170.3	38.650	176.8		1:43.393	

## SUPERBIKE-IDM V8-Hockenheimring Finale

MotorEvents GmbH

S-09-16, EMN 10-316, IMN 191-80

### IDM Supermono - Rennen 1

#### Positionen pro Runde

23 - 25 September 2016

Hockenheim Motorrad - 3692 mtr.

Pos	Nr.	Name	1	2	3	4	5	6	7	8	9	10
1	34	Ezequiel Iturrioz	58	58	58	58	58	58	58	58	58	34
2	21	Jerry Bunt, van de	34	2	2	2	2	2	2	34	34	21
3	89	David Legalle	21	34	21	21	21	21	21	21	21	89
4	58	Lukas Wimmer	2	21	34	34	34	34	34	89	89	58
5	111	Mike Velthuiszen	G28	G28	89	89	89	89	89	111	111	111
6	118	Ryan van de Lagemaat	89	89	111	111	111	111	111	118	118	118
7	113	Johann Flammann	111	111	118	118	118	118	118	9	9	113
8	96	Tycho Wedman	118	118	84	9	9	9	9	96	96	96
9	9	Robert Schotman	84	84	9	96	96	96	96	113	113	9
10	44	Justus Weinke	113	96	96	84	84	84	113	84	124	44
11	124	Djim Ulrich	96	9	124	124	113	113	84	124	84	124
12	84	Bram Lambrechts	9	113	113	113	124	124	124	44	44	84
13	5	Johann Karl	124	124	44	44	44	44	44	5	5	5
14	G37	Lutz Pfeifer	44	44	5	5	5	5	5	G37	G37	G37
15	18	Libor Kamenicky	5	5	G37	G37	G37	G37	G37	18	18	18
16	7	Emile Litjens	7	G37	18	18	18	18	18	7	7	7
17	23	Dustin Gerken	G37	18	7	7	7	7	7	23	23	23
18	8	Bruno Collin	18	7	8	8	8	23	23	8	8	8
19	74	Jeroen Vijfeijke	8	8	23	23	23	8	8	74	74	74
20	131	Olivier Collet	23	23	74	74	11	11	74	11	131	131
21	11	Jordy Wolters	74	74	11	11	74	74	11	131	11	
22	G14	Samuel Saudubray	G14	11	G14	G14	G14	131	131	G14	G14	
23	2	Josef Frauenschuh	11	G14	131	131	131	G14	G14			
24	17	Dirk Kappeller	131	131	G28	17						
25	G28	Arie Vos	17	17	17							

## SUPERBIKE-IDM V8-Hockenheimring Finale

MotorEvents GmbH

S-09-16, EMN 10-316, IMN 191-80

### IDM Supermono - Rennen 1

#### Positionen pro Runde

23 - 25 September 2016

Hockenheim Motorrad - 3692 mtr.

Pos	Nr.	Name	1	2	3	4	5	6	7	8	9	10
1	34	Ezequiel Iturrioz	58	58	58	58	58	58	58	58	58	34
2	21	Jerry Bunt, van de	34	2	2	2	2	2	2	34	34	21
3	89	David Legalle	21	34	21	21	21	21	21	21	21	89
4	58	Lukas Wimmer	2	21	34	34	34	34	34	89	89	58
5	111	Mike Velthuiszen	G28	G28	89	89	89	89	89	111	111	111
6	118	Ryan van de Lagemaat	89	89	111	111	111	111	111	118	118	118
7	113	Johann Flammann	111	111	118	118	118	118	118	9	9	113
8	96	Tycho Wedman	118	118	84	9	9	9	9	96	96	96
9	9	Robert Schotman	84	84	9	96	96	96	96	113	113	9
10	44	Justus Weinke	113	96	96	84	84	84	113	84	124	44
11	124	Djim Ulrich	96	9	124	124	113	113	84	124	84	124
12	84	Bram Lambrechts	9	113	113	113	124	124	124	44	44	84
13	5	Johann Karl	124	124	44	44	44	44	44	5	5	5
14	G37	Lutz Pfeifer	44	44	5	5	5	5	5	G37	G37	G37
15	18	Libor Kamenicky	5	5	G37	G37	G37	G37	G37	18	18	18
16	7	Emile Litjens	7	G37	18	18	18	18	18	7	7	7
17	23	Dustin Gerken	G37	18	7	7	7	7	7	23	23	23
18	8	Bruno Collin	18	7	8	8	8	23	23	8	8	8
19	74	Jeroen Vijfeijke	8	8	23	23	23	8	8	74	74	74
20	131	Olivier Collet	23	23	74	74	11	11	74	11	131	131
21	11	Jordy Wolters	74	74	11	11	74	74	11	131	11	
22	G14	Samuel Saudubray	G14	11	G14	G14	G14	131	131	G14	G14	
23	2	Josef Frauenschuh	11	G14	131	131	131	G14	G14			
24	17	Dirk Kappeller	131	131	G28	17						
25	G28	Arie Vos	17	17	17							



## SUPERBIKE-IDM V8-Hockenheimring Finale

MotorEvents GmbH

S-09-16, EMN 10-316, IMN 191-80

23 - 25 September 2016  
Hockenheim Motorrad - 3692 mtr.


### Startaufstellung - IDM Supermono - Rennen 1

Startzeit : 19:00 - Lauf Länge : 14 Rnd

Pl.	Nr.	Name	Zeit	Pl.	Nr.	Name	Zeit	Pl.	Nr.	Name	Zeit	
Row 9				26	17	Dirk Kappeller	1:51.218	25	74	Jeroen V ijfeijke	1:47.431	
Row 8	24	131	Olivier Collet	1:46.779	23	11	Jordy Wolters	1:46.295	22	G14	Samuel Saudubray	1:45.002
Row 7	21	7	Emile Litjens	1:44.966	20	8	Bruno Collin	1:44.801	19	23	Dustin Gerken	1:43.747
Row 6	18	18	Libor Kamenicky	1:42.729	17	35	Allard Kerkhoven	1:42.338	16	44	Justus Weinke	1:42.271
Row 5	15	5	Johann Karl	1:42.244	14	G37	Lutz Pfeifer	1:41.994	13	124	Djim Ulrich	1:40.527
Row 4	12	96	Tycho Wedman	1:40.456	11	84	Bram Lambrechts	1:40.440	10	113	Johann Flammann	1:40.142
Row 3	9	118	Ryan van de Lagemaat	1:39.764	8	9	Robert Schotman	1:39.299	7	111	Mike Velthuiszen	1:38.729
Row 2	6	2	Josef Frauenschuh	1:38.421	5	89	David Legalle	1:37.950	4	G28	Arie Vos	1:37.808
Row 1	3	34	Ezequiel Iturrioz	1:36.233	2	21	Jerry Bunt, van de	1:35.802	1	58	Lukas Wimmer	1:35.468

Pole Links

----- STARTLINIE -----

Ergebnisse und Rundenzeiten : <a href="http://www.raceresults.at">www.raceresults.at</a>			Zeitnahme durch : SDO SportTiming			<b>Aushangzeit</b>	
Rennleiter		Steward		Zeitmessung			
Wilfried Kasper		Stefan Beck		Bernd Jung			
Seite 1 von 1							

## SUPERBIKE-IDM V8-Hockenheimring Finale

MotorEvents GmbH

S-09-16, EMN 10-316, IMN 191-80

23 - 25 September 2016  
Hockenheim Motorrad - 3692 mtr.


### Startaufstellung - IDM Supermono - Rennen 1

Startzeit : 19:00 - Lauf Länge : 14 Rnd

Pl.	Nr.	Name	Zeit	Pl.	Nr.	Name	Zeit	Pl.	Nr.	Name	Zeit	
Row 9				26	17	Dirk Kappeller	1:51.218	25	74	Jeroen V ijfeijke	1:47.431	
Row 8	24	131	Olivier Collet	1:46.779	23	11	Jordy Wolters	1:46.295	22	G14	Samuel Saudubray	1:45.002
Row 7	21	7	Emile Litjens	1:44.966	20	8	Bruno Collin	1:44.801	19	23	Dustin Gerken	1:43.747
Row 6	18	18	Libor Kamenicky	1:42.729	17	35	Allard Kerkhoven	1:42.338	16	44	Justus Weinke	1:42.271
Row 5	15	5	Johann Karl	1:42.244	14	G37	Lutz Pfeifer	1:41.994	13	124	Djim Ulrich	1:40.527
Row 4	12	96	Tycho Wedman	1:40.456	11	84	Bram Lambrechts	1:40.440	10	113	Johann Flammann	1:40.142
Row 3	9	118	Ryan van de Lagemaat	1:39.764	8	9	Robert Schotman	1:39.299	7	111	Mike Velthuiszen	1:38.729
Row 2	6	2	Josef Frauenschuh	1:38.421	5	89	David Legalle	1:37.950	4	G28	Arie Vos	1:37.808
Row 1	3	34	Ezequiel Iturrioz	1:36.233	2	21	Jerry Bunt, van de	1:35.802	1	58	Lukas Wimmer	1:35.468

Pole Links

----- STARTLINIE -----

Ergebnisse und Rundenzeiten : <a href="http://www.raceresults.at">www.raceresults.at</a>			Zeitnahme durch : SDO SportTiming			<b>Aushangzeit</b>	
Rennleiter		Steward		Zeitmessung			
Wilfried Kasper		Stefan Beck		Bernd Jung			
Seite 1 von 1							

## SUPERBIKE-IDM V8-Hockenheimring Finale

MotorEvents GmbH

S-09-16, EMN 10-316, IMN 191-80

Lauf name : IDM Supermono - Rennen 1  
Lauf Datum : 24 September 2016  
Wetter :  
Strecke name : Hockenheim Motorrad - 3692 mtr.

Participants Started : 25 Participants Classified : 21  
Participants Finished : 21 Participants Not Classified : 9  
Participants Not Finished : 4

Green flag at : 19:09:01 Heat recording start time : 19:02:04  
Finish flag waved at : 19:25:17 Heat recording end time : 19:28:22  
Total time under Green : 16:16 Total of All Laps in Heat : 232  
Number of cautions : 0 Total time under Yellow : 00:00:00  
Number of code-60's : 0 Total time under Code-60 : 00:00:00

### Summary of winners per class

Nr.	Name / Team Name	Fahrzeug	Kls	Schnellste Rd.zeit	In	Schnitt	Rnd	Fahrzeit
34	Ezequiel Iturrioz	HKR EVO2 R	F-ESC	1:36.382	7	136.12	10	16:16.413
118	Ryan van de Lagemaat	KTM 690 Duke	K-DB	1:39.950	9	131.79	10	16:48.484
113	Johann Flammann	HKR EVO2 R	PrMo	1:39.277	6	131.75	10	16:48.776

### Leader history during the Heat

#	Nr.	Lap	to Lap	Name	Fahrzeug
1	58	1	9	Lukas Wimmer	HKR EVO2 R
2	34	10	10	Ezequiel Iturrioz	HKR EVO2 R

### Best Lap time history during the Heat

#	Nr.	lap time	in lap	Name	Fahrzeug	time of day
1	58	1:41.647	1	Lukas Wimmer	HKR EVO2 R	19:10:43
2	34	1:40.860	1	Ezequiel Iturrioz	HKR EVO2 R	19:10:43
3	2	1:40.688	1	Josef Frauenschuh	KTM-JF-Supermono	19:10:44
4	58	1:36.943	2	Lukas Wimmer	HKR EVO2 R	19:12:20
5	2	1:36.452	2	Josef Frauenschuh	KTM-JF-Supermono	19:12:20
6	58	1:36.286	4	Lukas Wimmer	HKR EVO2 R	19:15:33
7	58	1:36.204	5	Lukas Wimmer	HKR EVO2 R	19:17:09
8	2	1:36.047	5	Josef Frauenschuh	KTM-JF-Supermono	19:17:09
9	58	1:35.936	6	Lukas Wimmer	HKR EVO2 R	19:18:45
10	58	1:35.764	8	Lukas Wimmer	HKR EVO2 R	19:21:57

### Summary of best laptimes per class

Nr.	Name / Team Name	Fahrzeug	Kls	Schnellste Rd.zeit	In	Geschw
58	Lukas Wimmer	HKR EVO2 R	F-ESC	1:35.764	8	138.79
9	Robert Schotman	KTM 690 Duke	K-DB	1:39.514	3	133.56
113	Johann Flammann	HKR EVO2 R	PrMo	1:39.277	6	133.88

### Summary of number of laps in the lead

#	Nr.	Name	Fahrzeug	# Laps in the lead
1	58	Lukas Wimmer	HKR EVO2 R	9
2	34	Ezequiel Iturrioz	HKR EVO2 R	1

## SUPERBIKE-IDM V8-Hockenheimring Finale

MotorEvents GmbH

S-09-16, EMN 10-316, IMN 191-80

Lauf name : IDM Supermono - Rennen 1  
Lauf Datum : 24 September 2016  
Wetter :  
Strecke name : Hockenheim Motorrad - 3692 mtr.

Participants Started : 25 Participants Classified : 21  
Participants Finished : 21 Participants Not Classified : 9  
Participants Not Finished : 4

Green flag at : 19:09:01 Heat recording start time : 19:02:04  
Finish flag waved at : 19:25:17 Heat recording end time : 19:28:22  
Total time under Green : 16:16 Total of All Laps in Heat : 232  
Number of cautions : 0 Total time under Yellow : 00:00:00  
Number of code-60's : 0 Total time under Code-60 : 00:00:00

### Summary of winners per class

Nr.	Name / Team Name	Fahrzeug	Kls	Schnellste Rd.zeit	In	Schnitt	Rnd	Fahrzeit
34	Ezequiel Iturrioz	HKR EVO2 R	F-ESC	1:36.382	7	136.12	10	16:16.413
118	Ryan van de Lagemaat	KTM 690 Duke	K-DB	1:39.950	9	131.79	10	16:48.484
113	Johann Flammann	HKR EVO2 R	PrMo	1:39.277	6	131.75	10	16:48.776

### Leader history during the Heat

#	Nr.	Lap	to Lap	Name	Fahrzeug
1	58	1	9	Lukas Wimmer	HKR EVO2 R
2	34	10	10	Ezequiel Iturrioz	HKR EVO2 R

### Best Lap time history during the Heat

#	Nr.	lap time	in lap	Name	Fahrzeug	time of day
1	58	1:41.647	1	Lukas Wimmer	HKR EVO2 R	19:10:43
2	34	1:40.860	1	Ezequiel Iturrioz	HKR EVO2 R	19:10:43
3	2	1:40.688	1	Josef Frauenschuh	KTM-JF-Supermono	19:10:44
4	58	1:36.943	2	Lukas Wimmer	HKR EVO2 R	19:12:20
5	2	1:36.452	2	Josef Frauenschuh	KTM-JF-Supermono	19:12:20
6	58	1:36.286	4	Lukas Wimmer	HKR EVO2 R	19:15:33
7	58	1:36.204	5	Lukas Wimmer	HKR EVO2 R	19:17:09
8	2	1:36.047	5	Josef Frauenschuh	KTM-JF-Supermono	19:17:09
9	58	1:35.936	6	Lukas Wimmer	HKR EVO2 R	19:18:45
10	58	1:35.764	8	Lukas Wimmer	HKR EVO2 R	19:21:57

### Summary of best laptimes per class

Nr.	Name / Team Name	Fahrzeug	Kls	Schnellste Rd.zeit	In	Geschw
58	Lukas Wimmer	HKR EVO2 R	F-ESC	1:35.764	8	138.79
9	Robert Schotman	KTM 690 Duke	K-DB	1:39.514	3	133.56
113	Johann Flammann	HKR EVO2 R	PrMo	1:39.277	6	133.88

### Summary of number of laps in the lead

#	Nr.	Name	Fahrzeug	# Laps in the lead
1	58	Lukas Wimmer	HKR EVO2 R	9
2	34	Ezequiel Iturrioz	HKR EVO2 R	1

## SUPERBIKE-IDM V8-Hockenheimring Finale

MotorEvents GmbH

S-09-16, EMN 10-316, IMN 191-80

IDM Supermono - WarmUp

23 - 25 September 2016  
Hockenheim Motorrad - 3692 mtr.

Pl.	Nr.	Name / Bewerber	Motorrad / CITY	Kls	PIK	Schnellste In	Diff.	Diff	Rnd	Km/h	
1	21	Jerry van de Bunt (NED) TeamRaHa 61	Happeck Rotax 449 NIJKERKERVEEN	F-ESC	1	1:37.173	4		5	136.78	
2	G28	Arie Vos (NED) KTM Duke Battle	KTM 690 Duke OSS	F-ESC	2	1:37.178	5	0.005	0.005	6	136.77
3	34	Ezequiel Iturrioz (GER) Krämer Motorcycles	HKR EVO2 R BURGKIRCHEN	F-ESC	3	1:37.892	4	0.719	0.714	6	135.77
4	2	Josef Frauenschuh (AUT) JF High-Tech-Tuning	KTM-JF-Supermono EGGELSBERG	F-ESC	4	1:38.268	4	1.095	0.376	5	135.25
5	89	David Legalle (FRA) J2L BMW	J2L BMW/Pami DUCEY	F-ESC	5	1:38.405	6	1.232	0.137	6	135.07
6	111	Mike Velthuis (NED) MVS Race engineering	TZM 250 MVS Yamaha NE DERHORST DEN BERG	F-ESC	6	1:38.532	5	1.359	0.127	6	134.89
7	9	Robert Schotman (NED) KTM Duke Battle	KTM 690 Duke DORDRECHT	K-DB	1	1:39.873	4	2.700	1.341	6	133.08
8	96	Tycho Wedman (NED) Krämer Motorcycles	HKR EVO2 R HOUTEN	PrMo	1	1:40.209	6	3.036	0.336	6	132.63
9	118	Ryan van de Lagemaat (NED) KTM Duke Battle	KTM 690 Duke CULEMBORG	K-DB	2	1:40.897	6	3.724	0.688	6	131.73
10	84	Bram Lambrechts (BEL) KTM Duke Battle	KTM 690 Duke SCHELDEWINDEKE	K-DB	3	1:41.295	6	4.122	0.398	6	131.21
11	124	Djim Ulrich (NED) KTM Duke Battle	KTM 690 Duke SLIEDRECHT	K-DB	4	1:41.641	5	4.468	0.346	6	130.77
12	44	Justus Weinke (GER) Krämer Motorcycles	HKR EVO2 R SALZGITTER	F-ESC	7	1:41.881	3	4.708	0.240	6	130.46
13	18	Libor Kamenicky (CZE) HLM Racingteam	Mali Ahra 800 RUMBURG	F-ESC	8	1:42.785	4	5.612	0.904	5	129.31
14	G37	Lutz Pfeifer (GER)	Yamaha 450 ELSLETH	F-ESC	9	1:43.029	4	5.856	0.244	5	129.00
15	113	Johann Flammann (GER) ADAC Niedersachsen	HKR EVO2 R SOLTEN	PrMo	2	1:43.254	3	6.081	0.225	4	128.72
16	7	Emile Litjens (NED) KTM Duke Battle	KTM 690 Duke Hegolsom	K-DB	5	1:45.863	4	8.690	2.609	6	125.55
17	74	Jeroen Vijfeijke (NED) KTM Duke Battle	KTM 690 Duke HELMOND	K-DB	6	1:46.045	4	8.872	0.182	6	125.34
18	23	Dustin Gerken (GER) ADAC Berlin/Brandenburg Team	HKR EVO2 BERLIN	F-ESC	10	1:48.096	6	10.923	2.051	6	122.96
19	11	Jordy Wolters (NED)	Yamaha HRT 740	F-ESC	11	1:49.485	4	12.312	1.389	4	121.40
20	131	Olivier Collet (FRA)	KTM 690 Duke R AMIENS	F-ESC	12	1:49.926	5	12.753	0.441	6	120.91
21	17	Dirk Kappeller (GER) Krämer Motorcycles	HKR EVO2 SAULHEIM	F-ESC	13	1:56.558	2	19.385	6.632	4	114.03
22	8	Bruno Collin (FRA) Trajectorie Jeune Pilote	450 RS TVX POMPEY	F-ESC	14					2	0.00

Schnellste Runde : 1:37.173 in Runde 4 durch nr. 21 : Jerry van de Bunt (Happeck Rotax 449)

Aushangzeit

Ergebnisse und Rundenzeiten : [www.raceresults.at](http://www.raceresults.at)

Zeitnahme durch : SDO SportTiming

Rennleiter	Steward	Zeitmessung	<b>DMSB</b>
Wilfried Kasper	Stefan Beck	Bernd Jung	
Seite 1 von 1			

## SUPERBIKE-IDM V8-Hockenheimring Finale

MotorEvents GmbH

S-09-16, EMN 10-316, IMN 191-80

### IDM Supermono - WarmUp

23 - 25 September 2016  
Hockenheim Motorrad - 3692 mtr.

Pl.	Nr.	Name / Bewerber	Motorrad / CITY	Kls	PIK	Schnellste In	Diff.	Diff	Rnd	Km/h	
1	21	Jerry van de Bunt (NED) TeamRaHa 61	Happeck Rotax 449 NIJKERKERVEEN	F-ESC	1	1:37.173	4		5	136.78	
2	G28	Arie Vos (NED) KTM Duke Battle	KTM 690 Duke OSS	F-ESC	2	1:37.178	5	0.005	0.005	6	136.77
3	34	Ezequiel Iturrioz (GER) Krämer Motorcycles	HKR EVO2 R BURGKIRCHEN	F-ESC	3	1:37.892	4	0.719	0.714	6	135.77
4	2	Josef Frauenschuh (AUT) JF High-Tech-Tuning	KTM-JF-Supermono EGGELSBERG	F-ESC	4	1:38.268	4	1.095	0.376	5	135.25
5	89	David Legalle (FRA) J2L BMW	J2L BMW/Pami DUCEY	F-ESC	5	1:38.405	6	1.232	0.137	6	135.07
6	111	Mike Velthuis (NED) MVS Race engineering	TZM 250 MVS Yamaha NEDERHORST DEN BERG	F-ESC	6	1:38.532	5	1.359	0.127	6	134.89
7	9	Robert Schotman (NED) KTM Duke Battle	KTM 690 Duke DORDRECHT	K-DB	1	1:39.873	4	2.700	1.341	6	133.08
8	96	Tycho Wedman (NED) Krämer Motorcycles	HKR EVO2 R HOUTEN	PrMo	1	1:40.209	6	3.036	0.336	6	132.63
9	118	Ryan van de Lagemaat (NED) KTM Duke Battle	KTM 690 Duke CULEMBORG	K-DB	2	1:40.897	6	3.724	0.688	6	131.73
10	84	Bram Lambrechts (BEL) KTM Duke Battle	KTM 690 Duke SCHELDEWINDEKE	K-DB	3	1:41.295	6	4.122	0.398	6	131.21
11	124	Djim Ulrich (NED) KTM Duke Battle	KTM 690 Duke SLIEDRECHT	K-DB	4	1:41.641	5	4.468	0.346	6	130.77
12	44	Justus Weinke (GER) Krämer Motorcycles	HKR EVO2 R SALZGITTER	F-ESC	7	1:41.881	3	4.708	0.240	6	130.46
13	18	Libor Kamenicky (CZE) HLM Racingteam	Mali Ahra 800 RUMBURG	F-ESC	8	1:42.785	4	5.612	0.904	5	129.31
14	G37	Lutz Pfeifer (GER)	Yamaha 450 ELSFLETH	F-ESC	9	1:43.029	4	5.856	0.244	5	129.00
15	113	Johann Flammann (GER) ADAC Niedersachsen	HKR EVO2 R SOLTEN	PrMo	2	1:43.254	3	6.081	0.225	4	128.72
16	7	Emile Litjens (NED) KTM Duke Battle	KTM 690 Duke Hegolsom	K-DB	5	1:45.863	4	8.690	2.609	6	125.55
17	74	Jeroen Vijfeijke (NED) KTM Duke Battle	KTM 690 Duke HELMOND	K-DB	6	1:46.045	4	8.872	0.182	6	125.34
18	23	Dustin Gerken (GER) ADAC Berlin/Brandenburg Team	HKR EVO2 BERLIN	F-ESC	10	1:48.096	6	10.923	2.051	6	122.96
19	11	Jordy Wolters (NED)	Yamaha HRT 740	F-ESC	11	1:49.485	4	12.312	1.389	4	121.40
20	131	Olivier Collet (FRA)	KTM 690 Duke R AMIENS	F-ESC	12	1:49.926	5	12.753	0.441	6	120.91
21	17	Dirk Kappeller (GER) Krämer Motorcycles	HKR EVO2 SAULHEIM	F-ESC	13	1:56.558	2	19.385	6.632	4	114.03
22	8	Bruno Collin (FRA) Trajectorie Jeune Pilote	450 RS TVX POMPEY	F-ESC	14					2	0.00

Schnellste Runde : 1:37.173 in Runde 4 durch nr. 21 : Jerry van de Bunt (Happeck Rotax 449)

Aushangzeit

Ergebnisse und Rundenzeiten : [www.raceresults.at](http://www.raceresults.at)

Zeitnahme durch : SDO SportTiming

Rennleiter	Steward	Zeitmessung	<b>DMSB</b>
Wilfried Kasper	Stefan Beck	Bernd Jung	
Seite 1 von 1			

SUPERBIKE-IDM V8-Hockenheimring Finale

MotorEvents GmbH

S-09-16, EMN 10-316, IMN 191-80

IDM Supermono - WarmUp

23 - 25 September 2016  
Hockenheim Motorrad - 3692 mtr.

**FIM Europe Supermono Cup**

Pl.	Nr.	Name / Bewerber	Motorrad / CITY	Schnellste	In	Diff.	Diff	Rnd	Km/h
1	21	Jerry van de Bunt (NED) Team RaHa 61	Happeck Rotax 449 NIJKERKERVEEN	1:37.173	4			5	136.78
2	G28	Arie Vos (NED) KTM Duke Battle	KTM 690 Duke OSS	1:37.178	5	0.005	0.005	6	136.77
3	34	Ezequiel Iturrioz (GER) Krämer Motorcycles	HKR EVO2 R BURGKIRCHEN	1:37.892	4	0.719	0.714	6	135.77
4	2	Josef Frauenschuh (AUT) JF High-Tech-Tuning	KTM-JF-Supermono EGGELSBERG	1:38.268	4	1.095	0.376	5	135.25
5	89	David Legalle (FRA) J2L BMW	J2L BMW/Pami DUCEY	1:38.405	6	1.232	0.137	6	135.07
6	111	Mike Velthuijzen (NED) MVS Race engineering	TZM 250 MVS Yamaha NEDERHORST DEN BERG	1:38.532	5	1.359	0.127	6	134.89
7	44	Justus Weinke (GER) Krämer Motorcycles	HKR EVO2 R SALZGITTER	1:41.881	3	4.708	3.349	6	130.46
8	18	Libor Kamenicky (CZE) HLM Racingteam	Mali Ahra 800 RUMBURG	1:42.785	4	5.612	0.904	5	129.31
9	G37	Lutz Pfeifer (GER)	Yamaha 450 ELSFLETH	1:43.029	4	5.856	0.244	5	129.00
10	23	Dustin Gerken (GER) ADAC Berlin/Brandenburg Team	HKR EVO2 BERLIN	1:48.096	6	10.923	5.067	6	122.96
11	11	Jordy Wolters (NED)	Yamaha HRT 740	1:49.485	4	12.312	1.389	4	121.40
12	131	Olivier Collet (FRA)	KTM 690 Duke R AMIENS	1:49.926	5	12.753	0.441	6	120.91
13	17	Dirk Kappeller (GER) Krämer Motorcycles	HKR EVO2 SAULHEIM	1:56.558	2	19.385	6.632	4	114.03
14	8	Bruno Collin (FRA) Trajectorie Jeune Pilote	450 RS TVX POMPEY					2	0.00

Schnellste Runde : 1:37.173 in Runde 4 durch nr. 21 : Jerry van de Bunt (Happeck Rotax 449)

Aushangzeit

Ergebnisse und Rundenzeiten : [www.raceresults.at](http://www.raceresults.at)

Zeitnahme durch : SDO SportTiming

Rennleiter	Steward	Zeitmessung	<b>DMSB</b>
Wilfried Kasper	Stefan Beck	Bernd Jung	
Seite 1 von 2			

**SUPERBIKE-IDM V8-Hockenheimring Finale**

MotorEvents GmbH

S-09-16, EMN 10-316, IMN 191-80

IDM Supermono - WarmUp

23 - 25 September 2016  
Hockenheim Motorrad - 3692 mtr.

**KTM Duke Battle**


Pl.	Nr.	Name / Bewerber	Motorrad / CITY	Schnellste	In	Diff.	Diff	Rnd	Km/h
1	9	Robert Schotman (NED) KTM Duke Battle	KTM 690 Duke DORDRECHT	1:39.873	4			6	133.08
2	118	Ryan van de Lagemaat (NED) KTM Duke Battle	KTM 690 Duke CULEMBORG	1:40.897	6	1.024	1.024	6	131.73
3	84	Bram Lambrechts (BEL) KTM Duke Battle	KTM 690 Duke SCHELDEWINDEKE	1:41.295	6	1.422	0.398	6	131.21
4	124	Djim Ulrich (NED) KTM Duke Battle	KTM 690 Duke SLIEDRECHT	1:41.641	5	1.768	0.346	6	130.77
5	7	Emile Litjens (NED) KTM Duke Battle	KTM 690 Duke Hegolsom	1:45.863	4	5.990	4.222	6	125.55
6	74	Jeroen Vijfeijke (NED) KTM Duke Battle	KTM 690 Duke HELMOND	1:46.045	4	6.172	0.182	6	125.34

Schnellste Runde : 1:37.173 in Runde 4 durch nr. 21 : Jerry van de Burt (Happeck Rotax 449)

Aushangzeit

Ergebnisse und Rundenzeiten : [www.raceresults.at](http://www.raceresults.at)

Zeitnahme durch : SDO SportTiming

Rennleiter	Steward	Zeitmessung	
Wilfried Kasper	Stefan Beck	Bernd Jung	
Seite 2 von 2			



## SUPERBIKE-IDM V8-Hockenheimring Finale

MotorEvents GmbH

S-09-16, EMN 10-316, IMN 191-80

IDM Supermono - WarmUp

23 - 25 September 2016  
Hockenheim Motorrad - 3692 mtr.

### FIM Europe Supermono Cup


Pl.	Nr.	Name / Bewerber	Motorrad / CITY	Schnellste	In	Diff.	Diff	Rnd	Km/h
1	21	Jerry van de Bunt (NED) Team RaHa 61	Happeck Rotax 449 NIJKERKERVEEN	1:37.173	4			5	136.78
2	G28	Arie Vos (NED) KTM Duke Battle	KTM 690 Duke OSS	1:37.178	5	0.005	0.005	6	136.77
3	34	Ezequiel Iturrioz (GER) Krämer Motorcycles	HKR EVO2 R BURGKIRCHEN	1:37.892	4	0.719	0.714	6	135.77
4	2	Josef Frauenschuh (AUT) JF High-Tech-Tuning	KTM-JF-Supermono EGGELSBERG	1:38.268	4	1.095	0.376	5	135.25
5	89	David Legalle (FRA) J2L BMW	J2L BMW/Pami DUCEY	1:38.405	6	1.232	0.137	6	135.07
6	111	Mike Velthuijzen (NED) MVS Race engineering	TZM 250 MVS Yamaha NEDERHORST DEN BERG	1:38.532	5	1.359	0.127	6	134.89
7	44	Justus Weinke (GER) Krämer Motorcycles	HKR EVO2 R SALZGITTER	1:41.881	3	4.708	3.349	6	130.46
8	18	Libor Kamenicky (CZE) HLM Racingteam	Mali Ahra 800 RUMBURG	1:42.785	4	5.612	0.904	5	129.31
9	G37	Lutz Pfeifer (GER)	Yamaha 450 ELSFLETH	1:43.029	4	5.856	0.244	5	129.00
10	23	Dustin Gerken (GER) ADAC Berlin/Brandenburg Team	HKR EVO2 BERLIN	1:48.096	6	10.923	5.067	6	122.96
11	11	Jordy Wolters (NED)	Yamaha HRT 740	1:49.485	4	12.312	1.389	4	121.40
12	131	Olivier Collet (FRA)	KTM 690 Duke R AMIENS	1:49.926	5	12.753	0.441	6	120.91
13	17	Dirk Kappeller (GER) Krämer Motorcycles	HKR EVO2 SAULHEIM	1:56.558	2	19.385	6.632	4	114.03
14	8	Bruno Collin (FRA) Trajectorie Jeune Pilote	450 RS TVX POMPEY					2	0.00

Schnellste Runde : 1:37.173 in Runde 4 durch nr. 21 : Jerry van de Bunt (Happeck Rotax 449)

Aushangzeit

Ergebnisse und Rundenzeiten : [www.raceresults.at](http://www.raceresults.at)

Zeitnahme durch : SDO SportTiming

Rennleiter	Steward	Zeitmessung	
Wilfried Kasper	Stefan Beck	Bernd Jung	
Seite 1 von 2			

SUPERBIKE-IDM V8-Hockenheimring Finale

MotorEvents GmbH

S-09-16, EMN 10-316, IMN 191-80

IDM Supermono - WarmUp

23 - 25 September 2016  
Hockenheim Motorrad - 3692 mtr.

**KTM Duke Battle**


Pl.	Nr.	Name / Bewerber	Motorrad / CITY	Schnellste	In	Diff.	Diff	Rnd	Km/h
1	9	Robert Schotman (NED) KTM Duke Battle	KTM 690 Duke DORDRECHT	1:39.873	4			6	133.08
2	118	Ryan van de Lagemaat (NED) KTM Duke Battle	KTM 690 Duke CULEMBORG	1:40.897	6	1.024	1.024	6	131.73
3	84	Bram Lambrechts (BEL) KTM Duke Battle	KTM 690 Duke SCHELDEWINDEKE	1:41.295	6	1.422	0.398	6	131.21
4	124	Djim Ulrich (NED) KTM Duke Battle	KTM 690 Duke SLIEDRECHT	1:41.641	5	1.768	0.346	6	130.77
5	7	Emile Litjens (NED) KTM Duke Battle	KTM 690 Duke Hegolsom	1:45.863	4	5.990	4.222	6	125.55
6	74	Jeroen Vijfeijke (NED) KTM Duke Battle	KTM 690 Duke HELMOND	1:46.045	4	6.172	0.182	6	125.34

Schnellste Runde : 1:37.173 in Runde 4 durch nr. 21 : Jerry van de Burt (Happeck Rotax 449)

Aushangzeit

Ergebnisse und Rundenzeiten : [www.raceresults.at](http://www.raceresults.at)

Zeitnahme durch : SDO SportTiming

Rennleiter	Steward	Zeitmessung	
Wilfried Kasper	Stefan Beck	Bernd Jung	
Seite 2 von 2			

**SUPERBIKE-IDM V8-Hockenheimring Finale**

MotorEvents GmbH

S-09-16, EMN 10-316, IMN 191-80

IDM Supermono - WarmUp

23 - 25 September 2016

Rundezeiten

Hockenheim Motorrad - 3692 mtr.

Nr.	Name	Rnd	Runde	Lap ..1	Lap ..2	Lap ..3	Lap ..4	Lap ..5	Lap ..6	Lap ..7	Lap ..8	Lap ..9	Lap ..0
21	Jerry van de Bunt	5	1 - 10	1:40.043	1:38.088	1:37.859	1:37.173	1:38.303					
G28	Arie Vos	6	1 - 10	1:46.090	1:40.729	1:39.533	1:37.700	1:37.178	1:37.541				
34	Ezequiel Iturrioz	6	1 - 10	1:42.861	2:01.245	1:39.078	1:37.892	1:37.984	1:52.027				
2	Josef Frauenschuh	5	1 - 10	1:47.771	1:41.075	1:39.765	1:38.268	1:51.528					
89	David Legalle	6	1 - 10	1:44.567	1:40.565	1:39.686	1:39.873	1:38.701	1:38.405				
111	Mike Velthuisen	6	1 - 10	1:45.752	1:40.686	1:39.977	1:38.690	1:38.532	1:44.703				
9	Robert Schotman	6	1 - 10	1:52.005	1:41.160	1:41.321	1:39.873	1:46.204	1:40.490				
96	Tycho Wedman	6	1 - 10	1:42.441	1:43.399	1:42.736	1:41.421	1:40.802	1:40.209				
118	Ryan van de Lagemaat	6	1 - 10	1:47.951	1:43.224	1:42.389	1:43.503	1:41.152	1:40.897				
84	Bram Lambrechts	6	1 - 10	1:55.074	1:42.512	1:42.280	1:41.794	1:41.463	1:41.295				
124	Djim Ulrich	6	1 - 10	1:47.618	1:44.112	1:42.153	1:42.581	1:41.641	1:41.829				
44	Justus Weinke	6	1 - 10	1:45.765	1:42.608	1:41.881	1:42.079	1:45.550	1:52.655				
18	Libor Kamenicky	5	1 - 10	1:48.749	1:44.765	1:42.812	1:42.785	2:18.248					
G37	Lutz Pfeifer	5	1 - 10	1:56.020	1:45.714	1:44.523	1:43.029	1:55.569					
113	Johann Flammann	4	1 - 10	1:44.287	1:43.719	1:43.254	2:03.267						
7	Emile Litjens	6	1 - 10	1:47.038	1:47.991	1:46.791	1:45.863	1:46.308	1:47.068				
74	Jeroen Vijfeijke	6	1 - 10	1:48.708	1:48.133	1:47.000	1:46.045	1:46.129	1:46.102				
23	Dustin Gerken	6	1 - 10	1:52.983	1:51.559	1:49.971	1:49.759	1:49.670	1:48.096				
11	Jordy Wolters	4	1 - 10	3:39.129	1:51.274	1:49.627	1:49.485						
131	Olivier Collet	6	1 - 10	2:08.196	1:55.786	1:52.330	1:49.944	1:49.926	1:59.785				
17	Dirk Kappeller	4	1 - 10	1:58.596	1:56.558	1:57.404	2:29.059						
8	Bruno Collin	2	1 - 10	1:58.292	2:06.906								

**SUPERBIKE-IDM V8-Hockenheimring Finale**

MotorEvents GmbH

S-09-16, EMN 10-316, IMN 191-80

IDM Supermono - WarmUp

23 - 25 September 2016

Rundezeiten

Hockenheim Motorrad - 3692 mtr.

Nr.	Name	Rnd	Runde	Lap ..1	Lap ..2	Lap ..3	Lap ..4	Lap ..5	Lap ..6	Lap ..7	Lap ..8	Lap ..9	Lap ..0
21	Jerry van de Bunt	5	1 - 10	1:40.043	1:38.088	1:37.859	1:37.173	1:38.303					
G28	Arie Vos	6	1 - 10	1:46.090	1:40.729	1:39.533	1:37.700	1:37.178	1:37.541				
34	Ezequiel Iturrioz	6	1 - 10	1:42.861	2:01.245	1:39.078	1:37.892	1:37.984	1:52.027				
2	Josef Frauenschuh	5	1 - 10	1:47.771	1:41.075	1:39.765	1:38.268	1:51.528					
89	David Legalle	6	1 - 10	1:44.567	1:40.565	1:39.686	1:39.873	1:38.701	1:38.405				
111	Mike Velthuisen	6	1 - 10	1:45.752	1:40.686	1:39.977	1:38.690	1:38.532	1:44.703				
9	Robert Schotman	6	1 - 10	1:52.005	1:41.160	1:41.321	1:39.873	1:46.204	1:40.490				
96	Tycho Wedman	6	1 - 10	1:42.441	1:43.399	1:42.736	1:41.421	1:40.802	1:40.209				
118	Ryan van de Lagemaat	6	1 - 10	1:47.951	1:43.224	1:42.389	1:43.503	1:41.152	1:40.897				
84	Bram Lambrechts	6	1 - 10	1:55.074	1:42.512	1:42.280	1:41.794	1:41.463	1:41.295				
124	Djim Ulrich	6	1 - 10	1:47.618	1:44.112	1:42.153	1:42.581	1:41.641	1:41.829				
44	Justus Weinke	6	1 - 10	1:45.765	1:42.608	1:41.881	1:42.079	1:45.550	1:52.655				
18	Libor Kamenicky	5	1 - 10	1:48.749	1:44.765	1:42.812	1:42.785	2:18.248					
G37	Lutz Pfeifer	5	1 - 10	1:56.020	1:45.714	1:44.523	1:43.029	1:55.569					
113	Johann Flammann	4	1 - 10	1:44.287	1:43.719	1:43.254	2:03.267						
7	Emile Litjens	6	1 - 10	1:47.038	1:47.991	1:46.791	1:45.863	1:46.308	1:47.068				
74	Jeroen Vijfeijke	6	1 - 10	1:48.708	1:48.133	1:47.000	1:46.045	1:46.129	1:46.102				
23	Dustin Gerken	6	1 - 10	1:52.983	1:51.559	1:49.971	1:49.759	1:49.670	1:48.096				
11	Jordy Wolters	4	1 - 10	3:39.129	1:51.274	1:49.627	1:49.485						
131	Olivier Collet	6	1 - 10	2:08.196	1:55.786	1:52.330	1:49.944	1:49.926	1:59.785				
17	Dirk Kappeller	4	1 - 10	1:58.596	1:56.558	1:57.404	2:29.059						
8	Bruno Collin	2	1 - 10	1:58.292	2:06.906								

## SUPERBIKE-IDM V8-Hockenheimring Finale

MotorEvents GmbH

S-09-16, EMN 10-316, IMN 191-80

IDM Supermono - WarmUp

23 - 25 September 2016

Hockenheim Motorrad - 3692 mtr.

Pl.	Nr.	Name / Team Name	Sector 1			Sector 2			Sector 3			Theoretischer Bestest	Bestzeit	In
			Zeit	.	pl.	Zeit	.	pl.	Zeit	.	pl.			
1	21	Jerry van de Bunt (NED)										1:37.173	4	
2	G28	Arie Vos (NED)	25.312	5	2	35.795	5	3	36.071	5	1	1:37.178	1:37.178	5
3	34	Ezequiel I turrioz (GER)	25.192	6	1	35.742	4	2	36.366	5	2	1:37.300	1:37.892	4
4	2	Josef Frauenschuh (AUT)	25.472	4	3	35.844	4	4	36.952	4	4	1:38.268	1:38.268	4
5	89	David Legalle (FRA)	25.677	6	4	35.935	6	5	36.792	5	3	1:38.404	1:38.405	6
6	111	Mike Velthuiszen (NED)	25.681	6	5	35.713	5	1	37.078	5	5	1:38.472	1:38.532	5
7	9	Robert Schotman (NED)	26.001	4	7	36.718	4	6	37.154	4	6	1:39.873	1:39.873	4
8	96	Tycho Wedman (NED)	25.939	6	6	36.758	6	7	37.512	6	7	1:40.209	1:40.209	6
9	118	Ryan van de Lagemaat (NED)	26.288	6	8	36.923	6	9	37.605	5	8	1:40.816	1:40.897	6
10	84	Bram Lambrechts (BEL)	26.302	5	9	37.092	6	10	37.713	6	9	1:41.107	1:41.295	6
11	124	Djim Ulrich (NED)	26.645	4	12	37.170	5	11	37.738	5	10	1:41.553	1:41.641	5
12	44	Justus Weinke (GER)	26.610	2	11	36.831	4	8	38.001	3	11	1:41.442	1:41.881	3
13	18	Libor Kamenicky (CZE)	26.442	4	10	37.391	3	12	38.368	3	12	1:42.201	1:42.785	4
14	G37	Lutz Pfeifer (GER)	26.747	5	13	37.630	4	14	38.640	4	13	1:43.017	1:43.029	4
15	113	Johann Flammann (GER)	26.782	3	14	37.498	3	13	38.643	2	14	1:42.923	1:43.254	3
16	7	Emile Litjens (NED)	27.317	4	15	38.646	4	16	39.900	4	16	1:45.863	1:45.863	4
17	74	Jeroen Vijfeijke (NED)	27.413	6	16	38.424	4	15	39.896	6	15	1:45.733	1:46.045	4
18	23	Dustin Gerken (GER)	28.018	6	17	39.641	5	18	40.004	6	17	1:47.663	1:48.096	6
19	11	Jordy Wolters (NED)	28.024	4	18	39.230	3	17	42.143	4	19	1:49.397	1:49.485	4
20	131	Olivier Collet (FRA)	28.230	5	19	40.068	5	19	40.577	6	18	1:48.875	1:49.926	5
21	17	Dirk Kappeller (GER)	29.775	3	21	41.563	3	20	44.495	2	21	1:55.833	1:56.558	2
22	8	Bruno Collin (FRA)	29.578	2	20	42.571	2	21	42.191	1	20	1:54.340		

## SUPERBIKE-IDM V8-Hockenheimring Finale

MotorEvents GmbH

S-09-16, EMN 10-316, IMN 191-80

IDM Supermono - WarmUp

23 - 25 September 2016

Hockenheim Motorrad - 3692 mtr.

Pl.	Nr.	Name / Team Name	Sector 1			Sector 2			Sector 3			Theoretischer Bestest	Bestzeit	In
			Zeit	.	pl.	Zeit	.	pl.	Zeit	.	pl.			
1	21	Jerry van de Bunt (NED)										1:37.173	4	
2	G28	Arie Vos (NED)	25.312	5	2	35.795	5	3	36.071	5	1	1:37.178	1:37.178	5
3	34	Ezequiel I turrioz (GER)	25.192	6	1	35.742	4	2	36.366	5	2	1:37.300	1:37.892	4
4	2	Josef Frauenschuh (AUT)	25.472	4	3	35.844	4	4	36.952	4	4	1:38.268	1:38.268	4
5	89	David Legalle (FRA)	25.677	6	4	35.935	6	5	36.792	5	3	1:38.404	1:38.405	6
6	111	Mike Velthuiszen (NED)	25.681	6	5	35.713	5	1	37.078	5	5	1:38.472	1:38.532	5
7	9	Robert Schotman (NED)	26.001	4	7	36.718	4	6	37.154	4	6	1:39.873	1:39.873	4
8	96	Tycho Wedman (NED)	25.939	6	6	36.758	6	7	37.512	6	7	1:40.209	1:40.209	6
9	118	Ryan van de Lagemaat (NED)	26.288	6	8	36.923	6	9	37.605	5	8	1:40.816	1:40.897	6
10	84	Bram Lambrechts (BEL)	26.302	5	9	37.092	6	10	37.713	6	9	1:41.107	1:41.295	6
11	124	Djim Ulrich (NED)	26.645	4	12	37.170	5	11	37.738	5	10	1:41.553	1:41.641	5
12	44	Justus Weinke (GER)	26.610	2	11	36.831	4	8	38.001	3	11	1:41.442	1:41.881	3
13	18	Libor Kamenicky (CZE)	26.442	4	10	37.391	3	12	38.368	3	12	1:42.201	1:42.785	4
14	G37	Lutz Pfeifer (GER)	26.747	5	13	37.630	4	14	38.640	4	13	1:43.017	1:43.029	4
15	113	Johann Flammann (GER)	26.782	3	14	37.498	3	13	38.643	2	14	1:42.923	1:43.254	3
16	7	Emile Litjens (NED)	27.317	4	15	38.646	4	16	39.900	4	16	1:45.863	1:45.863	4
17	74	Jeroen Vijfeijke (NED)	27.413	6	16	38.424	4	15	39.896	6	15	1:45.733	1:46.045	4
18	23	Dustin Gerken (GER)	28.018	6	17	39.641	5	18	40.004	6	17	1:47.663	1:48.096	6
19	11	Jordy Wolters (NED)	28.024	4	18	39.230	3	17	42.143	4	19	1:49.397	1:49.485	4
20	131	Olivier Collet (FRA)	28.230	5	19	40.068	5	19	40.577	6	18	1:48.875	1:49.926	5
21	17	Dirk Kappeller (GER)	29.775	3	21	41.563	3	20	44.495	2	21	1:55.833	1:56.558	2
22	8	Bruno Collin (FRA)	29.578	2	20	42.571	2	21	42.191	1	20	1:54.340		

## SUPERBIKE-IDM V8-Hockenheimring Finale

MotorEvents GmbH

S-09-16, EMN 10-316, IMN 191-80

IDM Supermono - WarmUp

23 - 25 September 2016

Runden und Sektoren Zeiten

Hockenheim Motorrad - 3692 mtr.

2 Josef Frauenschuh (AUT)									KTM-JF-Supermono											
lap	Sect-1	Speed	Sect-2	Speed	Sect-3	Speed	TopSpeed	laptime	pit	lap	Sect-1	Speed	Sect-2	Speed	Sect-3	Speed	Topspeed	laptime	pit	
1	Out	120.4	39.610	169.0	39.146	189.5		1:47.771		4	<u>25.472</u>	134.3	<u>35.844</u>	<u>183.7</u>	<u>36.952</u>	<u>193.9</u>			1:38.268	
2		26.250	136.4	37.096	181.8	37.729	192.5	1:41.075		5	25.722	<u>141.9</u>	36.182	175.3					1:51.528	
3		25.891	137.1	36.348	182.4	37.526	193.5	1:39.765		6										

7 Emile Litjens (NED)									KTM 690 Duke											
lap	Sect-1	Speed	Sect-2	Speed	Sect-3	Speed	TopSpeed	laptime	pit	lap	Sect-1	Speed	Sect-2	Speed	Sect-3	Speed	Topspeed	laptime	pit	
1	Out	121.2	40.860	160.7	40.695	171.7		1:47.038		4	<u>27.317</u>	<u>133.8</u>	<u>38.646</u>	<u>162.7</u>	<u>39.900</u>	<u>172.8</u>			1:45.863	
2		27.807	131.4	39.585	161.9	40.599	170.9	1:47.991		5	27.548	132.8	38.676	161.4	40.084	171.7			1:46.308	
3		27.823	128.3	38.979	<u>164.4</u>	39.989	171.7	1:46.791		6	27.510	128.3	38.952	162.2	40.606	168.5			1:47.068	

8 Bruno Collin (FRA)									450 RS TVX											
lap	Sect-1	Speed	Sect-2	Speed	Sect-3	Speed	TopSpeed	laptime	pit	lap	Sect-1	Speed	Sect-2	Speed	Sect-3	Speed	Topspeed	laptime	pit	
1	Out	112.4	44.662	136.2	42.191	152.1		1:58.292		2	29.578	119.5	42.571	138.5					2:06.906	

9 Robert Schotman (NED)									KTM 690 Duke											
lap	Sect-1	Speed	Sect-2	Speed	Sect-3	Speed	TopSpeed	laptime	pit	lap	Sect-1	Speed	Sect-2	Speed	Sect-3	Speed	Topspeed	laptime	pit	
1	Out	126.5	39.683	162.9	38.665	177.9		1:52.005		4	<u>26.001</u>	141.4	<u>36.718</u>	<u>170.9</u>	<u>37.154</u>	<u>186.2</u>			1:39.873	
2		26.270	<u>141.7</u>	37.135	166.9	37.755	179.7	1:41.160		5	30.449	134.8	37.296	168.8	38.459	178.8			1:46.204	
3		26.589	139.0	37.187	169.0	37.545	180.3	1:41.321		6	26.006	<u>141.7</u>	36.926	170.1	37.558	180.3			1:40.490	

11 Jordy Wolters (NED)									Yamaha HRT 740											
lap	Sect-1	Speed	Sect-2	Speed	Sect-3	Speed	TopSpeed	laptime	pit	lap	Sect-1	Speed	Sect-2	Speed	Sect-3	Speed	Topspeed	laptime	pit	
1	Out	108.0	47.794	159.8	43.480	172.5		3:39.129		3	28.186	<u>128.7</u>	<u>39.230</u>	<u>165.6</u>	42.211	<u>174.8</u>			1:49.627	
2		29.049	127.5	39.985	165.1	42.240	172.8	1:51.274		4	<u>28.024</u>	128.1	39.318	<u>165.6</u>	42.143	174.2			1:49.485	

17 Dirk Kappeller (GER)									HKR EVO2											
lap	Sect-1	Speed	Sect-2	Speed	Sect-3	Speed	TopSpeed	laptime	pit	lap	Sect-1	Speed	Sect-2	Speed	Sect-3	Speed	Topspeed	laptime	pit	
1	Out	112.6	43.840	142.5	46.137	163.6		1:58.596		3	<u>29.775</u>	117.3	<u>41.563</u>	152.1	46.066	<u>164.9</u>			1:57.404	
2		30.025	<u>126.9</u>	42.038	<u>155.8</u>	<u>44.495</u>	162.9	<u>1:56.558</u>		4	31.887	118.6	58.815	82.3					2:29.059	

18 Libor Kamenicky (CZE)									Mali Ahra 800											
lap	Sect-1	Speed	Sect-2	Speed	Sect-3	Speed	TopSpeed	laptime	pit	lap	Sect-1	Speed	Sect-2	Speed	Sect-3	Speed	Topspeed	laptime	pit	
1	Out	125.9	39.341	157.2	40.034	182.1		1:48.749		4	<u>26.442</u>	<u>138.3</u>	37.529	172.8	38.814	183.4			1:42.785	
2		26.897	136.9	37.909	172.0	39.959	180.3	1:44.765		5	31.769	108.8	49.745	103.2					2:18.248	
3		27.053	<u>138.3</u>	<u>37.391</u>	<u>173.6</u>	<u>38.368</u>	<u>186.9</u>	1:42.812		6										

21 Jerry van de Bunt (NED)									Happeck Rotax 449											
lap	Sect-1	Speed	Sect-2	Speed	Sect-3	Speed	TopSpeed	laptime	pit	lap	Sect-1	Speed	Sect-2	Speed	Sect-3	Speed	Topspeed	laptime	pit	
1								1:40.043		4									1:37.173	
2								1:38.088		5									1:38.303	
3								1:37.859		6										

23 Dustin Gerken (GER)									HKR EVO2											
lap	Sect-1	Speed	Sect-2	Speed	Sect-3	Speed	TopSpeed	laptime	pit	lap	Sect-1	Speed	Sect-2	Speed	Sect-3	Speed	Topspeed	laptime	pit	
1	Out	116.0	42.677	156.7	42.746	175.6		1:52.983		4	28.360	122.4	40.826	<u>167.7</u>	40.573	178.2			1:49.759	
2		29.490	119.7	40.467	166.7	41.602	177.3	1:51.559		5	28.465	<u>129.3</u>	<u>39.641</u>	167.4	41.564	176.2			1:49.670	
3		28.820	117.9	40.432	165.4	40.719	<u>179.1</u>	1:49.971		6	<u>28.018</u>	122.4	40.074	166.2	<u>40.004</u>	178.5			1:48.096	

34 Ezequiel Iturrioz (GER)									HKR EVO2 R											
lap	Sect-1	Speed	Sect-2	Speed	Sect-3	Speed	TopSpeed	laptime	pit	lap	Sect-1	Speed	Sect-2	Speed	Sect-3	Speed	Topspeed	laptime	pit	
1	Out	137.9	38.920	165.6	39.168	176.2		1:42.861		4	25.564	147.1	<u>35.742</u>	171.4	36.586	183.4			1:37.892	
2		28.313	116.1	52.025	116.6	40.907	180.6	2:01.245		5	25.583	141.7	36.035	171.2	<u>36.366</u>	<u>184.9</u>			1:37.984	
3		26.220	145.9	36.057	<u>172.2</u>	36.801	184.0	1:39.078		6	<u>25.192</u>	<u>150.0</u>	37.068	156.3					1:52.027	

44 Justus Weinke (GER)									HKR EVO2 R											
lap	Sect-1	Speed	Sect-2	Speed	Sect-3	Speed	TopSpeed	laptime	pit	lap	Sect-1	Speed	Sect-2	Speed	Sect-3	Speed	Topspeed	laptime	pit	
1	Out	125.4	39.111	164.6	39.608	178.2		1:45.765		4	26.745	134.3	<u>36.831</u>	<u>171.7</u>	38.503	<u>182.4</u>			1:42.079	
2		<u>26.610</u>	<u>138.6</u>	37.298	169.0	38.700	181.5	1:42.608		5	27.589	115.9	38.226	168.8	39.735	176.5			1:45.550	
3		26.934	136.9	36.946	<u>171.7</u>	<u>38.001</u>	181.8	<u>1:41.881</u>		6	27.183	133.3	38.065	165.4					1:52.655	

## SUPERBIKE-IDM V8-Hockenheimring Finale

MotorEvents GmbH

S-09-16, EMN 10-316, IMN 191-80

IDM Supermono - WarmUp

23 - 25 September 2016

Runden und Sektoren Zeiten

Hockenheim Motorrad - 3692 mtr.

74 Jeroen Vijfeijke (NED)									KTM 690 Duke										
lap	Sect-1	Speed	Sect-2	Speed	Sect-3	Speed	TopSpeed	laptime	pit	lap	Sect-1	Speed	Sect-2	Speed	Sect-3	Speed	Topspeed	laptime	pit
1	Out	119.7	41.003	157.0	42.456	165.1		1:48.708		4	27.646	137.6	<u>38.424</u>	162.4	39.975	<u>173.9</u>		1:46.045	
2	28.681	136.7	39.016	160.7	40.436	172.2		1:48.133		5	27.583	135.3	38.495	162.7	40.051	172.8		1:46.129	
3	28.002	<u>138.3</u>	38.475	<u>163.1</u>	40.523	170.6		1:47.000		6	<u>27.413</u>	138.1	38.793	161.9	<u>39.896</u>	172.5		1:46.102	

84 Bram Lambrechts (BEL)									KTM 690 Duke										
lap	Sect-1	Speed	Sect-2	Speed	Sect-3	Speed	TopSpeed	laptime	pit	lap	Sect-1	Speed	Sect-2	Speed	Sect-3	Speed	Topspeed	laptime	pit
1	Out	98.0	45.560	156.5	40.153	174.8		1:55.074		4	26.557	141.7	37.311	165.6	37.926	<u>177.9</u>		1:41.794	
2	26.653	138.1	37.789	163.4	38.070	177.3		1:42.512		5	<u>26.302</u>	<u>142.9</u>	37.364	166.7	37.797	177.6		1:41.463	
3	26.553	141.0	37.152	<u>168.5</u>	38.575	175.6		1:42.280		6	26.490	<u>142.9</u>	<u>37.092</u>	168.0	<u>37.713</u>	176.8		1:41.295	

89 David Legalle (FRA)									J2L BMW/Pami										
lap	Sect-1	Speed	Sect-2	Speed	Sect-3	Speed	TopSpeed	laptime	pit	lap	Sect-1	Speed	Sect-2	Speed	Sect-3	Speed	Topspeed	laptime	pit
1	Out	130.4	39.883	161.9	38.928	179.4		1:44.567		4	25.709	140.8	36.933	173.4	37.231	187.8		1:39.873	
2	26.384	138.6	36.767	170.3	37.414	183.1		1:40.565		5	25.770	136.0	36.139	175.6	<u>36.792</u>	<u>188.2</u>		1:38.701	
3	26.035	137.6	36.378	173.9	37.273	186.9		1:39.686		6	<u>25.677</u>	<u>141.9</u>	<u>35.935</u>	<u>180.6</u>	36.793	187.8		1:38.405	

96 Tycho Wedman (NED)									HKR EVO2 R										
lap	Sect-1	Speed	Sect-2	Speed	Sect-3	Speed	TopSpeed	laptime	pit	lap	Sect-1	Speed	Sect-2	Speed	Sect-3	Speed	Topspeed	laptime	pit
1	Out	128.6	38.536	171.2	38.688	185.6		1:42.441		4	26.746	139.4	36.904	172.8	37.771	186.2		1:41.421	
2	26.889	<u>141.9</u>	38.395	171.2	38.115	185.2		1:43.399		5	26.230	139.7	36.910	173.6	37.662	185.2		1:40.802	
3	27.787	140.4	36.877	<u>174.8</u>	38.072	<u>187.8</u>		1:42.736		6	<u>25.939</u>	140.8	<u>36.758</u>	174.2	<u>37.512</u>	184.0		1:40.209	

111 Mike Velthuisen (NED)									TZM 250 MVS Yamaha										
lap	Sect-1	Speed	Sect-2	Speed	Sect-3	Speed	TopSpeed	laptime	pit	lap	Sect-1	Speed	Sect-2	Speed	Sect-3	Speed	Topspeed	laptime	pit
1	Out	118.6	39.970	171.2	39.500	186.5		1:45.752		4	25.754	138.1	35.757	<u>177.3</u>	37.179	<u>188.8</u>		1:38.690	
2	26.732	138.3	36.501	175.6	37.453	186.9		1:40.686		5	25.741	<u>141.5</u>	<u>35.713</u>	177.0	<u>37.078</u>	188.5		1:38.532	
3	25.965	136.7	35.997	176.8	38.015	188.2		1:39.977		6	<u>25.681</u>	138.1	35.899	176.8				1:44.703	

113 Johann Flammann (GER)									HKR EVO2 R										
lap	Sect-1	Speed	Sect-2	Speed	Sect-3	Speed	TopSpeed	laptime	pit	lap	Sect-1	Speed	Sect-2	Speed	Sect-3	Speed	Topspeed	laptime	pit
1	Out	130.6	39.987	164.6	39.733	173.6		1:44.287		3	<u>26.782</u>	138.8	<u>37.498</u>	<u>168.5</u>	38.974	<u>178.2</u>		1:43.254	
2	27.186	138.5	37.890	166.9	<u>38.643</u>	177.3		1:43.719		4	32.822	<u>141.4</u>	40.489	144.0				2:03.267	

118 Ryan van de Lagemaat (NED)									KTM 690 Duke										
lap	Sect-1	Speed	Sect-2	Speed	Sect-3	Speed	TopSpeed	laptime	pit	lap	Sect-1	Speed	Sect-2	Speed	Sect-3	Speed	Topspeed	laptime	pit
1	Out	119.7	40.933	163.9	40.338	<u>181.5</u>		1:47.951		4	28.184	123.7	37.522	<u>171.7</u>	37.797	180.0		1:43.503	
2	27.048	137.4	37.713	169.8	38.463	179.7		1:43.224		5	26.528	142.5	37.019	170.1	<u>37.605</u>	<u>181.5</u>		1:41.152	
3	26.660	139.9	37.697	168.8	38.032	181.2		1:42.389		6	<u>26.288</u>	<u>145.6</u>	<u>36.923</u>	171.2	37.686	180.9		1:40.897	

124 Djim Ulrich (NED)									KTM 690 Duke										
lap	Sect-1	Speed	Sect-2	Speed	Sect-3	Speed	TopSpeed	laptime	pit	lap	Sect-1	Speed	Sect-2	Speed	Sect-3	Speed	Topspeed	laptime	pit
1	Out	123.6	40.868	164.4	40.457	177.6		1:47.618		4	<u>26.645</u>	143.0	37.689	168.5	38.247	178.5		1:42.581	
2	27.408	142.7	38.462	<u>169.5</u>	38.242	<u>180.3</u>		1:44.112		5	26.733	<u>144.6</u>	<u>37.170</u>	<u>169.5</u>	<u>37.738</u>	179.7		1:41.641	
3	26.662	142.9	37.555	166.2	37.936	178.5		1:42.153		6	26.726	142.1	37.361	168.2	37.742	177.0		1:41.829	

131 Olivier Collet (FRA)									KTM 690 Duke R										
lap	Sect-1	Speed	Sect-2	Speed	Sect-3	Speed	TopSpeed	laptime	pit	lap	Sect-1	Speed	Sect-2	Speed	Sect-3	Speed	Topspeed	laptime	pit
1	Out	106.2	48.296	146.5	45.306	164.6		2:08.196		4	28.526	<u>127.2</u>	40.566	<u>160.7</u>	40.852	169.0		1:49.944	
2	30.104	120.4	42.906	153.0	42.776	170.1		1:55.786		5	<u>28.230</u>	124.1	<u>40.068</u>	159.1	41.628	170.6		1:49.926	
3	29.199	126.6	41.341	155.6	41.790	169.0		1:52.330		6	28.306	126.9	50.902	145.9	<u>40.577</u>	<u>172.8</u>		1:59.785	

G28 Arie Vos (NED)									KTM 690 Duke										
lap	Sect-1	Speed	Sect-2	Speed	Sect-3	Speed	TopSpeed	laptime	pit	lap	Sect-1	Speed	Sect-2	Speed	Sect-3	Speed	Topspeed	laptime	pit
1	Out	127.2	39.461	166.2	40.369	170.3		1:46.090		4	25.528	141.7	35.840	169.8	36.332	178.5		1:37.700	
2	26.337	141.2	37.270	167.2	37.122	176.2		1:40.729		5	<u>25.312</u>	<u>144.0</u>	<u>35.795</u>	170.1	<u>36.071</u>	<u>179.1</u>		1:37.178	
3	25.781	139.2	37.502	168.5	36.250	178.2		1:39.533		6	25.438	141.2	35.890	<u>170.6</u>	36.213	178.8		1:37.541	



## SUPERBIKE-IDM V8-Hockenheimring Finale

MotorEvents GmbH

S-09-16, EMN 10-316, IMN 191-80

IDM Supermono - WarmUp

23 - 25 September 2016

Runden und Sektoren Zeiten

Hockenheim Motorrad - 3692 mtr.

G37 Lutz Pfeifer (GER)										Yamaha 450										
lap	Sect-1	Speed	Sect-2	Speed	Sect-3	Speed	TopSpeed	laptime	pit	lap	Sect-1	Speed	Sect-2	Speed	Sect-3	Speed	Topspeed	laptime	pit	
1	Out	114.9	45.263	151.9	40.943	172.0		1:56.020		4	26.759	132.8	<u>37.630</u>	166.9	<u>38.640</u>	176.2			<u>1:43.029</u>	
2	27.909	132.0	38.722	167.4	39.083	176.2		1:45.714		5	<u>26.747</u>	<u>134.5</u>	37.781	<u>169.0</u>						1:55.569
3	27.255	128.7	38.381	166.7	38.887	<u>177.3</u>		1:44.523		6										

## SUPERBIKE-IDM V8-Hockenheimring Finale

MotorEvents GmbH

S-09-16, EMN 10-316, IMN 191-80

IDM Supermono - WarmUp

23 - 25 September 2016

Runden und Sektoren Zeiten

Hockenheim Motorrad - 3692 mtr.

2 Josef Frauenschuh (AUT)									KTM-JF-Supermono												
lap	Sect-1	Speed	Sect-2	Speed	Sect-3	Speed	TopSpeed	laptime	pit	lap	Sect-1	Speed	Sect-2	Speed	Sect-3	Speed	Topspeed	laptime	pit		
1	Out	120.4	39.610	169.0	39.146	189.5		1:47.771		4	<u>25.472</u>	134.3	<u>35.844</u>	<u>183.7</u>	<u>36.952</u>	<u>193.9</u>				1:38.268	
2		26.250	136.4	37.096	181.8	37.729	192.5	1:41.075		5	25.722	<u>141.9</u>	36.182	175.3							1:51.528
3		25.891	137.1	36.348	182.4	37.526	193.5	1:39.765		6											

7 Emile Litjens (NED)									KTM 690 Duke												
lap	Sect-1	Speed	Sect-2	Speed	Sect-3	Speed	TopSpeed	laptime	pit	lap	Sect-1	Speed	Sect-2	Speed	Sect-3	Speed	Topspeed	laptime	pit		
1	Out	121.2	40.860	160.7	40.695	171.7		1:47.038		4	<u>27.317</u>	<u>133.8</u>	<u>38.646</u>	<u>162.7</u>	<u>39.900</u>	<u>172.8</u>					1:45.863
2		27.807	131.4	39.585	161.9	40.599	170.9	1:47.991		5	27.548	132.8	38.676	161.4	40.084	171.7					1:46.308
3		27.823	128.3	38.979	<u>164.4</u>	39.989	171.7	1:46.791		6	27.510	128.3	38.952	162.2	40.606	168.5					1:47.068

8 Bruno Collin (FRA)									450 RS TVX												
lap	Sect-1	Speed	Sect-2	Speed	Sect-3	Speed	TopSpeed	laptime	pit	lap	Sect-1	Speed	Sect-2	Speed	Sect-3	Speed	Topspeed	laptime	pit		
1	Out	112.4	44.662	136.2	42.191	152.1		1:58.292		2	29.578	119.5	42.571	138.5							2:06.906

9 Robert Schotman (NED)									KTM 690 Duke												
lap	Sect-1	Speed	Sect-2	Speed	Sect-3	Speed	TopSpeed	laptime	pit	lap	Sect-1	Speed	Sect-2	Speed	Sect-3	Speed	Topspeed	laptime	pit		
1	Out	126.5	39.683	162.9	38.665	177.9		1:52.005		4	<u>26.001</u>	141.4	<u>36.718</u>	<u>170.9</u>	<u>37.154</u>	<u>186.2</u>					1:39.873
2		26.270	<u>141.7</u>	37.135	166.9	37.755	179.7	1:41.160		5	30.449	134.8	37.296	168.8	38.459	178.8					1:46.204
3		26.589	139.0	37.187	169.0	37.545	180.3	1:41.321		6	26.006	<u>141.7</u>	36.926	170.1	37.558	180.3					1:40.490

11 Jordy Wolters (NED)									Yamaha HRT 740												
lap	Sect-1	Speed	Sect-2	Speed	Sect-3	Speed	TopSpeed	laptime	pit	lap	Sect-1	Speed	Sect-2	Speed	Sect-3	Speed	Topspeed	laptime	pit		
1	Out	108.0	47.794	159.8	43.480	172.5		3:39.129		3	28.186	<u>128.7</u>	<u>39.230</u>	<u>165.6</u>	42.211	<u>174.8</u>					1:49.627
2		29.049	127.5	39.985	165.1	42.240	172.8	1:51.274		4	<u>28.024</u>	128.1	39.318	<u>165.6</u>	42.143	174.2					1:49.485

17 Dirk Kappeller (GER)									HKR EVO2												
lap	Sect-1	Speed	Sect-2	Speed	Sect-3	Speed	TopSpeed	laptime	pit	lap	Sect-1	Speed	Sect-2	Speed	Sect-3	Speed	Topspeed	laptime	pit		
1	Out	112.6	43.840	142.5	46.137	163.6		1:58.596		3	<u>29.775</u>	117.3	<u>41.563</u>	152.1	46.066	<u>164.9</u>					1:57.404
2		30.025	<u>126.9</u>	42.038	<u>155.8</u>	<u>44.495</u>	162.9	<u>1:56.558</u>		4	31.887	118.6	58.815	82.3							2:29.059

18 Libor Kamenicky (CZE)									Mali Ahra 800												
lap	Sect-1	Speed	Sect-2	Speed	Sect-3	Speed	TopSpeed	laptime	pit	lap	Sect-1	Speed	Sect-2	Speed	Sect-3	Speed	Topspeed	laptime	pit		
1	Out	125.9	39.341	157.2	40.034	182.1		1:48.749		4	<u>26.442</u>	<u>138.3</u>	37.529	172.8	38.814	183.4					1:42.785
2		26.897	136.9	37.909	172.0	39.959	180.3	1:44.765		5	31.769	108.8	49.745	103.2							2:18.248
3		27.053	<u>138.3</u>	<u>37.391</u>	<u>173.6</u>	<u>38.368</u>	<u>186.9</u>	1:42.812		6											

21 Jerry van de Bunt (NED)									Happeck Rotax 449												
lap	Sect-1	Speed	Sect-2	Speed	Sect-3	Speed	TopSpeed	laptime	pit	lap	Sect-1	Speed	Sect-2	Speed	Sect-3	Speed	Topspeed	laptime	pit		
1								1:40.043		4											1:37.173
2								1:38.088		5											1:38.303
3								1:37.859		6											

23 Dustin Gerken (GER)									HKR EVO2												
lap	Sect-1	Speed	Sect-2	Speed	Sect-3	Speed	TopSpeed	laptime	pit	lap	Sect-1	Speed	Sect-2	Speed	Sect-3	Speed	Topspeed	laptime	pit		
1	Out	116.0	42.677	156.7	42.746	175.6		1:52.983		4	28.360	122.4	40.826	<u>167.7</u>	40.573	178.2					1:49.759
2		29.490	119.7	40.467	166.7	41.602	177.3	1:51.559		5	28.465	<u>129.3</u>	<u>39.641</u>	167.4	41.564	176.2					1:49.670
3		28.820	117.9	40.432	165.4	40.719	<u>179.1</u>	1:49.971		6	<u>28.018</u>	122.4	40.074	166.2	<u>40.004</u>	178.5					1:48.096

34 Ezequiel Iturriz (GER)									HKR EVO2 R												
lap	Sect-1	Speed	Sect-2	Speed	Sect-3	Speed	TopSpeed	laptime	pit	lap	Sect-1	Speed	Sect-2	Speed	Sect-3	Speed	Topspeed	laptime	pit		
1	Out	137.9	38.920	165.6	39.168	176.2		1:42.861		4	25.564	147.1	<u>35.742</u>	171.4	36.586	183.4					1:37.892
2		28.313	116.1	52.025	116.6	40.907	180.6	2:01.245		5	25.583	141.7	36.035	171.2	<u>36.366</u>	<u>184.9</u>					1:37.984
3		26.220	145.9	36.057	<u>172.2</u>	36.801	184.0	1:39.078		6	<u>25.192</u>	<u>150.0</u>	37.068	156.3							1:52.027

44 Justus Weinke (GER)									HKR EVO2 R												
lap	Sect-1	Speed	Sect-2	Speed	Sect-3	Speed	TopSpeed	laptime	pit	lap	Sect-1	Speed	Sect-2	Speed	Sect-3	Speed	Topspeed	laptime	pit		
1	Out	125.4	39.111	164.6	39.608	178.2		1:45.765		4	26.745	134.3	<u>36.831</u>	<u>171.7</u>	38.503	<u>182.4</u>					1:42.079
2		<u>26.610</u>	<u>138.6</u>	37.298	169.0	38.700	181.5	1:42.608		5	27.589	115.9	38.226	168.8	39.735	176.5					1:45.550
3		26.934	136.9	36.946	<u>171.7</u>	<u>38.001</u>	181.8	<u>1:41.881</u>		6	27.183	133.3	38.065	165.4							1:52.655

## SUPERBIKE-IDM V8-Hockenheimring Finale

MotorEvents GmbH

S-09-16, EMN 10-316, IMN 191-80

IDM Supermono - WarmUp

23 - 25 September 2016

Runden und Sektoren Zeiten

Hockenheim Motorrad - 3692 mtr.

74 Jeroen Vijfeijke (NED)									KTM 690 Duke											
lap	Sect-1	Speed	Sect-2	Speed	Sect-3	Speed	TopSpeed	laptime	pit	lap	Sect-1	Speed	Sect-2	Speed	Sect-3	Speed	Topspeed	laptime	pit	
1	Out	119.7	41.003	157.0	42.456	165.1		1:48.708		4	27.646	137.6	<u>38.424</u>	162.4	39.975	<u>173.9</u>			1:46.045	
2	28.681	136.7	39.016	160.7	40.436	172.2		1:48.133		5	27.583	135.3	38.495	162.7	40.051	172.8			1:46.129	
3	28.002	<u>138.3</u>	38.475	<u>163.1</u>	40.523	170.6		1:47.000		6	<u>27.413</u>	138.1	38.793	161.9	<u>39.896</u>	172.5			1:46.102	

84 Bram Lambrechts (BEL)									KTM 690 Duke											
lap	Sect-1	Speed	Sect-2	Speed	Sect-3	Speed	TopSpeed	laptime	pit	lap	Sect-1	Speed	Sect-2	Speed	Sect-3	Speed	Topspeed	laptime	pit	
1	Out	98.0	45.560	156.5	40.153	174.8		1:55.074		4	26.557	141.7	37.311	165.6	37.926	<u>177.9</u>			1:41.794	
2	26.653	138.1	37.789	163.4	38.070	177.3		1:42.512		5	<u>26.302</u>	<u>142.9</u>	37.364	166.7	37.797	177.6			1:41.463	
3	26.553	141.0	37.152	<u>168.5</u>	38.575	175.6		1:42.280		6	26.490	<u>142.9</u>	<u>37.092</u>	168.0	<u>37.713</u>	176.8			1:41.295	

89 David Legalle (FRA)									J2L BMW/Pami											
lap	Sect-1	Speed	Sect-2	Speed	Sect-3	Speed	TopSpeed	laptime	pit	lap	Sect-1	Speed	Sect-2	Speed	Sect-3	Speed	Topspeed	laptime	pit	
1	Out	130.4	39.883	161.9	38.928	179.4		1:44.567		4	25.709	140.8	36.933	173.4	37.231	187.8			1:39.873	
2	26.384	138.6	36.767	170.3	37.414	183.1		1:40.565		5	25.770	136.0	36.139	175.6	<u>36.792</u>	<u>188.2</u>			1:38.701	
3	26.035	137.6	36.378	173.9	37.273	186.9		1:39.686		6	<u>25.677</u>	<u>141.9</u>	<u>35.935</u>	<u>180.6</u>	36.793	187.8			1:38.405	

96 Tycho Wedman (NED)									HKR EVO2 R											
lap	Sect-1	Speed	Sect-2	Speed	Sect-3	Speed	TopSpeed	laptime	pit	lap	Sect-1	Speed	Sect-2	Speed	Sect-3	Speed	Topspeed	laptime	pit	
1	Out	128.6	38.536	171.2	38.688	185.6		1:42.441		4	26.746	139.4	36.904	172.8	37.771	186.2			1:41.421	
2	26.889	<u>141.9</u>	38.395	171.2	38.115	185.2		1:43.399		5	26.230	139.7	36.910	173.6	37.662	185.2			1:40.802	
3	27.787	140.4	36.877	<u>174.8</u>	38.072	<u>187.8</u>		1:42.736		6	<u>25.939</u>	140.8	<u>36.758</u>	174.2	<u>37.512</u>	184.0			1:40.209	

111 Mike Velthuisen (NED)									T2M 250 MVS Yamaha											
lap	Sect-1	Speed	Sect-2	Speed	Sect-3	Speed	TopSpeed	laptime	pit	lap	Sect-1	Speed	Sect-2	Speed	Sect-3	Speed	Topspeed	laptime	pit	
1	Out	118.6	39.970	171.2	39.500	186.5		1:45.752		4	25.754	138.1	35.757	<u>177.3</u>	37.179	<u>188.8</u>			1:38.690	
2	26.732	138.3	36.501	175.6	37.453	186.9		1:40.686		5	25.741	<u>141.5</u>	<u>35.713</u>	177.0	<u>37.078</u>	188.5			1:38.532	
3	25.965	136.7	35.997	176.8	38.015	188.2		1:39.977		6	<u>25.681</u>	138.1	35.899	176.8					1:44.703	

113 Johann Flammann (GER)									HKR EVO2 R											
lap	Sect-1	Speed	Sect-2	Speed	Sect-3	Speed	TopSpeed	laptime	pit	lap	Sect-1	Speed	Sect-2	Speed	Sect-3	Speed	Topspeed	laptime	pit	
1	Out	130.6	39.987	164.6	39.733	173.6		1:44.287		3	<u>26.782</u>	138.8	<u>37.498</u>	<u>168.5</u>	38.974	<u>178.2</u>			1:43.254	
2	27.186	138.5	37.890	166.9	<u>38.643</u>	177.3		1:43.719		4	32.822	<u>141.4</u>	40.489	144.0					2:03.267	

118 Ryan van de Lagemaat (NED)									KTM 690 Duke											
lap	Sect-1	Speed	Sect-2	Speed	Sect-3	Speed	TopSpeed	laptime	pit	lap	Sect-1	Speed	Sect-2	Speed	Sect-3	Speed	Topspeed	laptime	pit	
1	Out	119.7	40.933	163.9	40.338	<u>181.5</u>		1:47.951		4	28.184	123.7	37.522	<u>171.7</u>	37.797	180.0			1:43.503	
2	27.048	137.4	37.713	169.8	38.463	179.7		1:43.224		5	26.528	142.5	37.019	170.1	<u>37.605</u>	<u>181.5</u>			1:41.152	
3	26.660	139.9	37.697	168.8	38.032	181.2		1:42.389		6	<u>26.288</u>	<u>145.6</u>	<u>36.923</u>	171.2	37.686	180.9			1:40.897	

124 Djim Ulrich (NED)									KTM 690 Duke											
lap	Sect-1	Speed	Sect-2	Speed	Sect-3	Speed	TopSpeed	laptime	pit	lap	Sect-1	Speed	Sect-2	Speed	Sect-3	Speed	Topspeed	laptime	pit	
1	Out	123.6	40.868	164.4	40.457	177.6		1:47.618		4	<u>26.645</u>	143.0	37.689	168.5	38.247	178.5			1:42.581	
2	27.408	142.7	38.462	<u>169.5</u>	38.242	<u>180.3</u>		1:44.112		5	26.733	<u>144.6</u>	<u>37.170</u>	<u>169.5</u>	<u>37.738</u>	179.7			1:41.641	
3	26.662	142.9	37.555	166.2	37.936	178.5		1:42.153		6	26.726	142.1	37.361	168.2	37.742	177.0			1:41.829	

131 Olivier Collet (FRA)									KTM 690 Duke R											
lap	Sect-1	Speed	Sect-2	Speed	Sect-3	Speed	TopSpeed	laptime	pit	lap	Sect-1	Speed	Sect-2	Speed	Sect-3	Speed	Topspeed	laptime	pit	
1	Out	106.2	48.296	146.5	45.306	164.6		2:08.196		4	28.526	<u>127.2</u>	40.566	<u>160.7</u>	40.852	169.0			1:49.944	
2	30.104	120.4	42.906	153.0	42.776	170.1		1:55.786		5	<u>28.230</u>	124.1	<u>40.068</u>	159.1	41.628	170.6			1:49.926	
3	29.199	126.6	41.341	155.6	41.790	169.0		1:52.330		6	28.306	126.9	50.902	145.9	<u>40.577</u>	<u>172.8</u>			1:59.785	

G28 Arie Vos (NED)									KTM 690 Duke											
lap	Sect-1	Speed	Sect-2	Speed	Sect-3	Speed	TopSpeed	laptime	pit	lap	Sect-1	Speed	Sect-2	Speed	Sect-3	Speed	Topspeed	laptime	pit	
1	Out	127.2	39.461	166.2	40.369	170.3		1:46.090		4	25.528	141.7	35.840	169.8	36.332	178.5			1:37.700	
2	26.337	141.2	37.270	167.2	37.122	176.2		1:40.729		5	<u>25.312</u>	<u>144.0</u>	<u>35.795</u>	170.1	<u>36.071</u>	<u>179.1</u>			1:37.178	
3	25.781	139.2	37.502	168.5	36.250	178.2		1:39.533		6	25.438	141.2	35.890	<u>170.6</u>	36.213	178.8			1:37.541	

## SUPERBIKE-IDM V8-Hockenheimring Finale

MotorEvents GmbH

S-09-16, EMN 10-316, IMN 191-80

IDM Supermono - WarmUp

23 - 25 September 2016

Runden und Sektoren Zeiten

Hockenheim Motorrad - 3692 mtr.

G37		Lutz Pfeifer (GER)							Yamaha 450											
lap	Sect-1	Speed	Sect-2	Speed	Sect-3	Speed	TopSpeed	laptime	pit	lap	Sect-1	Speed	Sect-2	Speed	Sect-3	Speed	Topspeed	laptime	pit	
1	Out	114.9	45.263	151.9	40.943	172.0		1:56.020		4	26.759	132.8	<u>37.630</u>	166.9	<u>38.640</u>	176.2			<u>1:43.029</u>	
2	27.909	132.0	38.722	167.4	39.083	176.2		1:45.714		5	<u>26.747</u>	<u>134.5</u>	37.781	<u>169.0</u>					1:55.569	
3	27.255	128.7	38.381	166.7	38.887	<u>177.3</u>		1:44.523		6										

## SUPERBIKE-IDM V8-Hockenheimring Finale

MotorEvents GmbH

S-09-16, EMN 10-316, IMN 191-80

Lauf name : IDM Supermono - WarmUp  
Lauf Datum : 25 September 2016  
Wetter :  
Strecke name : Hockenheim Motorrad - 3692 mtr.

Participants Started : 22 Participants Classified : 30  
Participants Finished : 13 Participants Not Classified : 0  
Participants Not Finished : 9

Green flag at : 10:30:01 Heat recording start time : 10:30:01  
Finish flag waved at : 10:39:59 Heat recording end time : 10:42:26  
Total time under Green : 9:58 Total of All Laps in Heat : 118  
Number of cautions : 0 Total time under Yellow : 00:00:00  
Number of code-60's : 0 Total time under Code-60 : 00:00:00

### Summary of winners per class

Nr.	Name / Team Name	Fahrzeug	Kls	Schnellste Rd.zeit	In	Schnitt	Rnd	Fahrzeit
-----	------------------	----------	-----	--------------------	----	---------	-----	----------

### Best Lap time history during the Heat

#	Nr.	lap time	in lap	Name	Fahrzeug	time of day
1	G28	1:40.729	2	Arie Vos	KTM 690 Duke	10:33:29
2	21	1:40.043	1	Jerry van de Bunt	Happeck Rotax 449	10:33:30
3	21	1:38.088	2	Jerry van de Bunt	Happeck Rotax 449	10:35:08
4	21	1:37.859	3	Jerry van de Bunt	Happeck Rotax 449	10:36:46
5	G28	1:37.700	4	Arie Vos	KTM 690 Duke	10:36:47
6	21	1:37.173	4	Jerry van de Bunt	Happeck Rotax 449	10:38:23

### Summary of best laptimes per class

Nr.	Name / Team Name	Fahrzeug	Kls	Schnellste Rd.zeit	In	Geschw
21	Jerry van de Bunt	Happeck Rotax 449	F-ESC	1:37.173	4	136.78
9	Robert Schotman	KTM 690 Duke	K-DB	1:39.873	4	133.08
96	Tycho Wedman	HKR EVO2 R	PrMo	1:40.209	6	132.63

## SUPERBIKE-IDM V8-Hockenheimring Finale

MotorEvents GmbH

S-09-16, EMN 10-316, IMN 191-80

Lauf name : IDM Supermono - WarmUp  
 Lauf Datum : 25 September 2016  
 Wetter :  
 Strecke name : Hockenheim Motorrad - 3692 mtr.

Participants Started	: 22	Participants Classified	: 30
Participants Finished	: 13	Participants Not Classified	: 0
Participants Not Finished	: 9		

Green flag at	: 10:30:01	Heat recording start time	: 10:30:01
Finish flag waved at	: 10:39:59	Heat recording end time	: 10:42:26
Total time under Green	: 9:58	Total of All Laps in Heat	: 118
Number of cautions	: 0	Total time under Yellow	: 00:00:00
Number of code-60's	: 0	Total time under Code-60	: 00:00:00

### Summary of winners per class

Nr.	Name / Team Name	Fahrzeug	Kls	Schnellste Rd.zeit	In	Schnitt	Rnd	Fahrzeit
-----	------------------	----------	-----	--------------------	----	---------	-----	----------

### Best Lap time history during the Heat

#	Nr.	lap time	in lap	Name	Fahrzeug	time of day
1	G28	1:40.729	2	Arie Vos	KTM 690 Duke	10:33:29
2	21	1:40.043	1	Jerry van de Bunt	Happeck Rotax 449	10:33:30
3	21	1:38.088	2	Jerry van de Bunt	Happeck Rotax 449	10:35:08
4	21	1:37.859	3	Jerry van de Bunt	Happeck Rotax 449	10:36:46
5	G28	1:37.700	4	Arie Vos	KTM 690 Duke	10:36:47
6	21	1:37.173	4	Jerry van de Bunt	Happeck Rotax 449	10:38:23

### Summary of best laptimes per class

Nr.	Name / Team Name	Fahrzeug	Kls	Schnellste Rd.zeit	In	Geschw
21	Jerry van de Bunt	Happeck Rotax 449	F-ESC	1:37.173	4	136.78
9	Robert Schotman	KTM 690 Duke	K-DB	1:39.873	4	133.08
96	Tycho Wedman	HKR EVO2 R	PrMo	1:40.209	6	132.63

**SUPERBIKE-IDM V8-Hockenheimring Finale**

MotorEvents GmbH

S-09-16, EMN 10-316, IMN 191-80

IDM Supermono - Rennen 2

23 - 25 September 2016  
Hockenheim Motorrad - 3692 mtr.

Pl.	Nr.	Name / Bewerber	Motorrad / CITY	Kls	PIK	Diff.	Gesamt zeit	Schnellste	In	Schnitt
1	34	Ezequiel Iturrioz (GER) Krämer Motorcycles	HKR EVO2 R BURGKIRCHEN	F-ESC	1	-- 14 laps --	22:51.530	1:36.501	13	135.67
2	2	Josef Frauenschuh (AUT) JF High-Tech-Tuning	KTM-JF-Supermono EGGELSBERG	F-ESC	2	0.010	22:51.540	1:36.838	13	135.66
3	89	David Legalle (FRA) J2L BMW	J2L BMW/Pami DUCEY	F-ESC	3	0.788	22:52.318	1:36.305	13	135.59
4	G28	Arie Vos (NED) KTM Duke Battle	KTM 690 Duke OSS	F-ESC	4	1.492	22:53.022	1:36.816	9	135.52
5	21	Jerry van de Bunt (NED) TeamRaHa 61	Happeck Rotax 449 NIJKERKERVEEN	F-ESC	5	23.496	23:15.026	1:36.640	14	133.38
6	111	Mike Velthuisen (NED) MVS Race engineering	TZM 250 MVS Yamaha NEDERHORST DEN BERG	F-ESC	6	34.141	23:25.671	1:39.365	3	132.37
7	113	Johann Flammann (GER) ADAC Niedersachsen	HKR EVO2 R SOLTEN	PrMo	1	45.753	23:37.283	1:39.515	10	131.29
8	118	Ryan van de Lagemaat (NED) KTM Duke Battle	KTM 690 Duke CULEMBORG	K-DB	1	47.155	23:38.685	1:40.335	11	131.16
9	9	Robert Schotman (NED) KTM Duke Battle	KTM 690 Duke DORDRECHT	K-DB	2	47.185	23:38.715	1:40.424	12	131.15
10	44	Justus Weinke (GER) Krämer Motorcycles	HKR EVO2 R SALZGITTER	F-ESC	7	50.400	23:41.930	1:40.357	3	130.86
11	124	Djim Ulrich (NED) KTM Duke Battle	KTM 690 Duke SLIEDRECHT	K-DB	3	51.852	23:43.382	1:40.552	10	130.72
12	5	Johann Karl (GER)	KTM-JK01 FREILUSSING	F-ESC	8	52.935	23:44.465	1:40.605	11	130.62
13	84	Bram Lambrechts (BEL) KTM Duke Battle	KTM 690 Duke SCHELDEWINDEKE	K-DB	4	54.439	23:45.969	1:40.842	8	130.49
14	96	Tycho Wedman (NED) Krämer Motorcycles	HKR EVO2 R HOUTEN	PrMo	2	1:08.449	23:59.979	1:40.612	7	129.22
15	G37	Lutz Pfeifer (GER)	Yamaha 450 ELSFLETH	F-ESC	9	1:16.303	24:07.833	1:41.734	13	128.52
16	23	Dustin Gerken (GER) ADAC Berlin/Brandenburg Team	HKR EVO2 BERLIN	F-ESC	10	-- 13 laps --	23:00.126	1:44.093	10	125.19
17	7	Emile Litjens (NED) KTM Duke Battle	KTM 690 Duke Hegolsom	K-DB	5	13.895	23:14.021	1:45.007	12	123.94
18	74	Jeroen Vijfeijke (NED) KTM Duke Battle	KTM 690 Duke HELMOND	K-DB	6	25.810	23:25.936	1:46.043	13	122.89
19	11	Jordy Wolters (NED)	Yamaha HRT 740	F-ESC	11	33.666	23:33.792	1:46.238	7	122.21
20	17	Dirk Kappeller (GER) Krämer Motorcycles	HKR EVO2 SAULHEIM	F-ESC	12	-- 12 laps --	23:02.496	1:50.583	11	115.36
<b>Nicht gewertet in Klasse : F-ESC Ist nicht gefinisht Oder Klassifikations Limit (75% von 14 Rnd) = 10 Rnd</b>										
DNF	131	Olivier Collet (FRA)	KTM 690 Duke R AMIENS	F-ESC		-- 12 laps --	21:24.309	1:45.157	5	124.18
DNF	8	Bruno Collin (FRA) Trajectorie Jeune Pilote	450 RS TVX POMPEY	F-ESC		-- 1 laps --	1:55.341	1:51.383	1	115.23
DNF	18	Libor Kamenicky (CZE) HLM Racingteam	Mali Ahra 800 RUMBURG	F-ESC						

Schnellste Runde : 1:36.305 in Runde 13 durch nr. 89 : David Legalle (J2L BMW/Pami)

Aushangzeit

Ergebnisse und Rundenzeiten : [www.raceresults.at](http://www.raceresults.at)

Zeitnahme durch : SDO SportTiming

Rennleiter	Steward	Zeitmessung	<b>DMSB</b>
Wilfried Kasper	Stefan Beck	Bernd Jung	
Seite 1 von 1			

**SUPERBIKE-IDM V8-Hockenheimring Finale**

MotorEvents GmbH

S-09-16, EMN 10-316, IMN 191-80

IDM Supermono - Rennen 2

23 - 25 September 2016  
Hockenheim Motorrad - 3692 mtr.

Pl.	Nr.	Name / Bewerber	Motorrad / CITY	Kls	PIK	Diff.	Gesamt zeit	Schnellste	In	Schnitt
1	34	Ezequiel Iturrioz (GER) Krämer Motorcycles	HKR EVO2 R BURGKIRCHEN	F-ESC	1	-- 14 laps --	22:51.530	1:36.501	13	135.67
2	2	Josef Frauenschuh (AUT) JF High-Tech-Tuning	KTM-JF-Supermono EGGELSBERG	F-ESC	2	0.010	22:51.540	1:36.838	13	135.66
3	89	David Legalle (FRA) J2L BMW	J2L BMW/Pami DUCEY	F-ESC	3	0.788	22:52.318	1:36.305	13	135.59
4	G28	Arie Vos (NED) KTM Duke Battle	KTM 690 Duke OSS	F-ESC	4	1.492	22:53.022	1:36.816	9	135.52
5	21	Jerry van de Bunt (NED) TeamRaHa 61	Happeck Rotax 449 NIJKERKERVEEN	F-ESC	5	23.496	23:15.026	1:36.640	14	133.38
6	111	Mike Velthuisen (NED) MVS Race engineering	TZM 250 MVS Yamaha NEDERHORST DEN BERG	F-ESC	6	34.141	23:25.671	1:39.365	3	132.37
7	113	Johann Flammann (GER) ADAC Niedersachsen	HKR EVO2 R SOLTEN	PrMo	1	45.753	23:37.283	1:39.515	10	131.29
8	118	Ryan van de Lagemaat (NED) KTM Duke Battle	KTM 690 Duke CULEMBORG	K-DB	1	47.155	23:38.685	1:40.335	11	131.16
9	9	Robert Schotman (NED) KTM Duke Battle	KTM 690 Duke DORDRECHT	K-DB	2	47.185	23:38.715	1:40.424	12	131.15
10	44	Justus Weinke (GER) Krämer Motorcycles	HKR EVO2 R SALZGITTER	F-ESC	7	50.400	23:41.930	1:40.357	3	130.86
11	124	Djim Ulrich (NED) KTM Duke Battle	KTM 690 Duke SLIEDRECHT	K-DB	3	51.852	23:43.382	1:40.552	10	130.72
12	5	Johann Karl (GER)	KTM-JK01 FREILUSSING	F-ESC	8	52.935	23:44.465	1:40.605	11	130.62
13	84	Bram Lambrechts (BEL) KTM Duke Battle	KTM 690 Duke SCHELDEWINDEKE	K-DB	4	54.439	23:45.969	1:40.842	8	130.49
14	96	Tycho Wedman (NED) Krämer Motorcycles	HKR EVO2 R HOUTEN	PrMo	2	1:08.449	23:59.979	1:40.612	7	129.22
15	G37	Lutz Pfeifer (GER)	Yamaha 450 ELSFLETH	F-ESC	9	1:16.303	24:07.833	1:41.734	13	128.52
16	23	Dustin Gerken (GER) ADAC Berlin/Brandenburg Team	HKR EVO2 BERLIN	F-ESC	10	-- 13 laps --	23:00.126	1:44.093	10	125.19
17	7	Emile Litjens (NED) KTM Duke Battle	KTM 690 Duke Hegolsom	K-DB	5	13.895	23:14.021	1:45.007	12	123.94
18	74	Jeroen Vijfeijke (NED) KTM Duke Battle	KTM 690 Duke HELMOND	K-DB	6	25.810	23:25.936	1:46.043	13	122.89
19	11	Jordy Wolters (NED)	Yamaha HRT 740	F-ESC	11	33.666	23:33.792	1:46.238	7	122.21
20	17	Dirk Kappeller (GER) Krämer Motorcycles	HKR EVO2 SAULHEIM	F-ESC	12	-- 12 laps --	23:02.496	1:50.583	11	115.36
<b>Nicht gewertet in Klasse : F-ESC Ist nicht gefinisht Oder Klassifikations Limit (75% von 14 Rnd) = 10 Rnd</b>										
DNF	131	Olivier Collet (FRA)	KTM 690 Duke R AMIENS	F-ESC		-- 12 laps --	21:24.309	1:45.157	5	124.18
DNF	8	Bruno Collin (FRA) Trajectorie Jeune Pilote	450 RS TVX POMPEY	F-ESC		-- 1 laps --	1:55.341	1:51.383	1	115.23
DNF	18	Libor Kamenicky (CZE) HLM Racingteam	Mali Ahra 800 RUMBURG	F-ESC						

Schnellste Runde : 1:36.305 in Runde 13 durch nr. 89 : David Legalle (J2L BMW/Pami)

Aushangzeit

Ergebnisse und Rundenzeiten : [www.raceresults.at](http://www.raceresults.at)

Zeitnahme durch : SDO SportTiming

Rennleiter	Steward	Zeitmessung	<b>DMSB</b>
Wilfried Kasper	Stefan Beck	Bernd Jung	
Seite 1 von 1			



## SUPERBIKE-IDM V8-Hockenheimring Finale

MotorEvents GmbH

S-09-16, EMN 10-316, IMN 191-80

IDM Supermono - Rennen 2

23 - 25 September 2016  
Hockenheim Motorrad - 3692 mtr.

### FIM Europe Supermono Cup


Pl.	Nr.	Name / Bewerber	Motorrad / CITY	Diff.	Diff	Gesamt zeit	Schnellste	In
1	34	Ezequiel Iturrioz (GER) Krämer Motorcycles	HKREVO2 R BURGKIRCHEN	-- 14 laps --		22:51.530	1:36.501	13
2	2	Josef Frauenschuh (AUT) JF High-Tech-Tuning	KTM-JF-Supermono EGGELSBERG	0.010	0.010	22:51.540	1:36.838	13
3	89	David Legalle (FRA) J2L BMW	J2L BMW/Pami DUCEY	0.788	0.778	22:52.318	1:36.305	13
4	G28	Arie Vos (NED) KTM Duke Battle	KTM 690 Duke OSS	1.492	0.704	22:53.022	1:36.816	9
5	21	Jerry van de Bunt (NED) TeamRaHa 61	Happeck Rotax 449 NIJKERKERVEEN	23.496	22.004	23:15.026	1:36.640	14
6	111	Mike Velthuisen (NED) MVS Race engineering	TZM 250 MVS Yamaha NEDERHORST DEN BERG	34.141	10.645	23:25.671	1:39.365	3
7	44	Justus Weinke (GER) Krämer Motorcycles	HKREVO2 R SALZGITTER	50.400	16.259	23:41.930	1:40.357	3
8	5	Johann Karl (GER)	KTM-JK01 FREILUSSING	52.935	2.535	23:44.465	1:40.605	11
9	G37	Lutz Pfeifer (GER)	Yamaha 450 ELSFLETH	1:16.303	23.368	24:07.833	1:41.734	13
10	23	Dustin Gerken (GER) ADAC Berlin/Brandenburg Team	HKREVO2 BERLIN	-- 13 laps --		23:00.126	1:44.093	10
11	11	Jordy Wolters (NED)	Yamaha HRT 740	33.666	33.666	23:33.792	1:46.238	7
12	17	Dirk Kappeller (GER) Krämer Motorcycles	HKREVO2 SAULHEIM	-- 12 laps --		23:02.496	1:50.583	11
<b>Nicht gewertet in Klasse : F-ESC</b>								
<b>Ist nicht gefinisht Oder Klassifikations Limit (75% von 14 Rnd) = 10 Rnd</b>								
DNF	131	Olivier Collet (FRA)	KTM 690 Duke R AMIENS	-- 12 laps --		21:24.309	1:45.157	5
DNF	8	Bruno Collin (FRA) Trajectorie Jeune Pilote	450 RSTVX POMPEY	-- 1 laps --		1:55.341	1:51.383	1
DNF	18	Libor Kamenicky (CZE) HLM Racingteam	Mali Ahra 800 RUMBURG					

Schnellste Runde : 1:36.305 in Runde 13 durch nr. 89 : David Legalle (J2L BMW/Pami)

Aushangzeit

Ergebnisse und Rundenzeiten : [www.raceresults.at](http://www.raceresults.at)

Zeitnahme durch : SDO SportTiming

Rennleiter	Steward	Zeitmessung	
Wilfried Kasper	Stefan Beck	Bernd Jung	
Seite 1 von 2			

## SUPERBIKE-IDM V8-Hockenheimring Finale

MotorEvents GmbH

S-09-16, EMN 10-316, IMN 191-80

IDM Supermono - Rennen 2

23 - 25 September 2016  
Hockenheim Motorrad - 3692 mtr.

### KTM Duke Battle

Pl.	Nr.	Name / Bewerber	Motorrad / CITY	Diff.	Diff	Gesamtzeit	Schnellste	In
1	118	Ryan van de Lagemaat (NED) KTM Duke Battle	KTM 690 Duke CULEMBORG	-- 14 laps --		23:38.685	1:40.335	11
2	9	Robert Schotman (NED) KTM Duke Battle	KTM 690 Duke DORDRECHT	0.030	0.030	23:38.715	1:40.424	12
3	124	Djim Ulrich (NED) KTM Duke Battle	KTM 690 Duke SLIEDRECHT	4.697	4.667	23:43.382	1:40.552	10
4	84	Bram Lambrechts (BEL) KTM Duke Battle	KTM 690 Duke SCHELDEWINDEKE	7.284	2.587	23:45.969	1:40.842	8
5	7	Emile Litjens (NED) KTM Duke Battle	KTM 690 Duke Hegolsom	-- 13 laps --		23:14.021	1:45.007	12
6	74	Jeroen Vijfeijke (NED) KTM Duke Battle	KTM 690 Duke HELMOND	11.915	11.915	23:25.936	1:46.043	13

Der Wertungsabstand (75% von 14 Runden = 10 Runden) ist erreicht.  
Der Wertungsabstand (75% von 14 Runden = 10 Runden) ist erreicht.


Alle Teilnehmer sind gewertet in Klasse : K-DB  
Alle Teilnehmer sind gewertet in Klasse : PrMo

Schnellste Runde : 1:36.305 in Runde 13 durch nr. 89 : David Legalle (J2L BMW/Pami)

Aushangzeit

Ergebnisse und Rundenzeiten : [www.raceresults.at](http://www.raceresults.at)

Zeitnahme durch : SDO SportTiming

Rennleiter	Steward	Zeitmessung	
Wilfried Kasper	Stefan Beck	Bernd Jung	
Seite 2 von 2			

## SUPERBIKE-IDM V8-Hockenheimring Finale

MotorEvents GmbH

S-09-16, EMN 10-316, IMN 191-80

IDM Supermono - Rennen 2

23 - 25 September 2016  
Hockenheim Motorrad - 3692 mtr.

### FIM Europe Supermono Cup


Pl.	Nr.	Name / Bewerber	Motorrad / CITY	Diff.	Diff	Gesamt zeit	Schnellste	In
1	34	Ezequiel Iturrioz (GER) Krämer Motorcycles	HKREVO2 R BURGKIRCHEN	-- 14 laps --		22:51.530	1:36.501	13
2	2	Josef Frauenschuh (AUT) JF High-Tech-Tuning	KTM-JF-Supermono EGGELSBERG	0.010	0.010	22:51.540	1:36.838	13
3	89	David Legalle (FRA) J2L BMW	J2L BMW/Pami DUCEY	0.788	0.778	22:52.318	1:36.305	13
4	G28	Arie Vos (NED) KTM Duke Battle	KTM 690 Duke OSS	1.492	0.704	22:53.022	1:36.816	9
5	21	Jerry van de Bunt (NED) TeamRaHa 61	Hapeck Rotax 449 NIJKERKERVEEN	23.496	22.004	23:15.026	1:36.640	14
6	111	Mike Velthuisen (NED) MVS Race engineering	TZM 250 MVS Yamaha NEDERHORST DEN BERG	34.141	10.645	23:25.671	1:39.365	3
7	44	Justus Weinke (GER) Krämer Motorcycles	HKREVO2 R SALZGITTER	50.400	16.259	23:41.930	1:40.357	3
8	5	Johann Karl (GER)	KTM-JK01 FREILUSSING	52.935	2.535	23:44.465	1:40.605	11
9	G37	Lutz Pfeifer (GER)	Yamaha 450 ELSFLETH	1:16.303	23.368	24:07.833	1:41.734	13
10	23	Dustin Gerken (GER) ADAC Berlin/Brandenburg Team	HKREVO2 BERLIN	-- 13 laps --		23:00.126	1:44.093	10
11	11	Jordy Wolters (NED)	Yamaha HRT 740	33.666	33.666	23:33.792	1:46.238	7
12	17	Dirk Kappeller (GER) Krämer Motorcycles	HKREVO2 SAULHEIM	-- 12 laps --		23:02.496	1:50.583	11
<b>Nicht gewertet in Klasse : F-ESC</b>								
<b>Ist nicht gefinisht Oder Klassifikations Limit (75% von 14 Rnd) = 10 Rnd</b>								
DNF	131	Olivier Collet (FRA)	KTM 690 Duke R AMIENS	-- 12 laps --		21:24.309	1:45.157	5
DNF	8	Bruno Collin (FRA) Trajectorie Jeune Pilote	450 RSTVX POMPEY	-- 1 laps --		1:55.341	1:51.383	1
DNF	18	Libor Kamenicky (CZE) HLM Racingteam	Mali Ahra 800 RUMBURG					

Schnellste Runde : 1:36.305 in Runde 13 durch nr. 89 : David Legalle (J2L BMW/Pami)

Aushangzeit

Ergebnisse und Rundenzeiten : [www.raceresults.at](http://www.raceresults.at)

Zeitnahme durch : SDO SportTiming

Rennleiter	Steward	Zeitmessung	
Wilfried Kasper	Stefan Beck	Bernd Jung	
Seite 1 von 2			

## SUPERBIKE-IDM V8-Hockenheimring Finale

MotorEvents GmbH

S-09-16, EMN 10-316, IMN 191-80

IDM Supermono - Rennen 2

23 - 25 September 2016  
Hockenheim Motorrad - 3692 mtr.

### KTM Duke Battle

Pl.	Nr.	Name / Bewerber	Motorrad / CITY	Diff.	Diff	Gesamtzeit	Schnellste	In
1	118	Ryan van de Lagemaat (NED) KTM Duke Battle	KTM 690 Duke CULEMBORG	-- 14 laps --		23:38.685	1:40.335	11
2	9	Robert Schotman (NED) KTM Duke Battle	KTM 690 Duke DORDRECHT	0.030	0.030	23:38.715	1:40.424	12
3	124	Djim Ulrich (NED) KTM Duke Battle	KTM 690 Duke SLIEDRECHT	4.697	4.667	23:43.382	1:40.552	10
4	84	Bram Lambrechts (BEL) KTM Duke Battle	KTM 690 Duke SCHELDEWINDEKE	7.284	2.587	23:45.969	1:40.842	8
5	7	Emile Litjens (NED) KTM Duke Battle	KTM 690 Duke Hegolsom	-- 13 laps --		23:14.021	1:45.007	12
6	74	Jeroen Vijfeijke (NED) KTM Duke Battle	KTM 690 Duke HELMOND	11.915	11.915	23:25.936	1:46.043	13

Der Wertungsabstand (75% von 14 Runden = 10 Runden) ist erreicht.  
Der Wertungsabstand (75% von 14 Runden = 10 Runden) ist erreicht.


Alle Teilnehmer sind gewertet in Klasse : K-DB  
Alle Teilnehmer sind gewertet in Klasse : PrMo

Schnellste Runde : 1:36.305 in Runde 13 durch nr. 89 : David Legalle (J2L BMW/Pami)

Aushangzeit

Ergebnisse und Rundenzeiten : [www.raceresults.at](http://www.raceresults.at)

Zeitnahme durch : SDO SportTiming

Rennleiter	Steward	Zeitmessung	
Wilfried Kasper	Stefan Beck	Bernd Jung	
Seite 2 von 2			

**SUPERBIKE-IDM V8-Hockenheimring Finale**

MotorEvents GmbH

S-09-16, EMN 10-316, IMN 191-80

IDM Supermono - Rennen 2

23 - 25 September 2016

Rundezeiten

Hockenheim Motorrad - 3692 mtr.

Nr.	Name	Rnd	Runde	Lap ..1	Lap ..2	Lap ..3	Lap ..4	Lap ..5	Lap ..6	Lap ..7	Lap ..8	Lap ..9	Lap ..0
34	Ezequiel Iturrioz	14	1 - 10	1:41.338	1:38.306	1:38.404	1:37.636	1:37.816	1:39.133	1:38.058	1:37.491	1:37.128	1:37.063
			11 - 20	1:37.205	1:37.432	1:36.501	1:36.903						
2	Josef Frauenschuh	14	1 - 10	1:41.494	1:37.992	1:38.485	1:37.871	1:37.390	1:37.765	1:38.095	1:37.419	1:37.488	1:37.360
			11 - 20	1:36.844	1:37.216	1:36.838	1:37.105						
89	David Legalle	14	1 - 10	1:42.854	1:37.126	1:38.337	1:37.976	1:37.464	1:38.075	1:37.666	1:37.387	1:37.746	1:37.385
			11 - 20	1:36.779	1:37.610	1:36.305	1:37.660						
G28	Arie Vos	14	1 - 10	1:41.563	1:37.634	1:38.763	1:37.590	1:37.441	1:39.408	1:38.324	1:37.715	1:36.816	1:37.331
			11 - 20	1:37.007	1:37.330	1:37.139	1:37.585						
21	Jerry van de Bunt	14	1 - 10	1:48.196	1:41.161	1:41.062	1:41.134	1:40.652	1:40.060	1:41.351	1:38.345	1:37.260	1:37.066
			11 - 20	1:37.215	1:36.977	1:37.907	1:36.640						
111	Mike Velthuisen	14	1 - 10	1:42.660	1:39.402	1:39.365	1:40.042	1:40.536	1:39.921	1:40.082	1:39.759	1:40.128	1:40.270
			11 - 20	1:40.173	1:40.007	1:40.981	1:40.242						
113	Johann Flammann	14	1 - 10	1:48.287	1:39.711	1:40.127	1:41.178	1:41.638	1:40.941	1:42.261	1:40.693	1:40.039	1:39.515
			11 - 20	1:40.447	1:39.908	1:39.961	1:40.151						
118	Ryan van de Lagemaat	14	1 - 10	1:43.980	1:41.446	1:41.352	1:41.172	1:40.988	1:40.801	1:41.895	1:40.878	1:40.836	1:40.368
			11 - 20	1:40.335	1:40.677	1:40.606	1:41.034						
9	Robert Schotman	14	1 - 10	1:44.198	1:41.233	1:41.356	1:41.135	1:41.178	1:40.617	1:41.958	1:41.083	1:40.686	1:40.428
			11 - 20	1:40.439	1:40.424	1:40.998	1:40.731						
44	Justus Weinke	14	1 - 10	1:44.431	1:41.300	1:40.357	1:41.246	1:40.787	1:40.702	1:41.085	1:41.363	1:41.317	1:40.623
			11 - 20	1:40.423	1:41.297	1:41.142	1:42.382						
124	Djim Ulrich	14	1 - 10	1:44.199	1:41.434	1:40.965	1:41.080	1:41.463	1:42.414	1:41.099	1:40.811	1:40.840	1:40.552
			11 - 20	1:41.350	1:40.931	1:41.648	1:41.697						
5	Johann Karl	14	1 - 10	1:45.172	1:41.082	1:41.131	1:41.688	1:41.282	1:41.059	1:41.645	1:41.286	1:40.902	1:41.247
			11 - 20	1:40.605	1:41.049	1:41.324	1:41.650						
84	Bram Lambrechts	14	1 - 10	1:44.683	1:41.039	1:41.068	1:41.144	1:42.185	1:41.542	1:42.055	1:40.842	1:42.279	1:41.433
			11 - 20	1:41.208	1:41.222	1:41.260	1:41.417						
96	Tycho Wedman	14	1 - 10	1:44.662	1:41.411	1:41.191	1:41.099	1:42.136	1:56.831	1:40.612	1:41.290	1:41.084	1:40.804
			11 - 20	1:40.785	1:41.954	1:41.664	1:41.484						
G37	Lutz Pfeifer	14	1 - 10	1:48.033	1:42.618	1:42.999	1:43.096	1:43.696	1:42.907	1:43.550	1:42.899	1:41.880	1:43.836
			11 - 20	1:42.367	1:42.777	1:41.734	1:42.024						
23	Dustin Gerken	13	1 - 10	1:52.988	1:46.698	1:44.176	1:45.279	1:45.142	1:45.188	1:45.237	1:44.975	1:44.742	1:44.093
			11 - 20	1:45.020	1:44.843	1:48.138							
7	Emile Litjens	13	1 - 10	1:48.369	1:47.243	1:47.396	1:46.662	1:45.534	1:46.504	1:46.384	1:46.713	1:47.048	1:47.191
			11 - 20	1:46.601	1:45.007	1:49.578							
74	Jeroen Vijfeijke	13	1 - 10	1:52.087	1:48.770	1:47.565	1:47.674	1:47.893	1:47.552	1:47.476	1:47.646	1:46.796	1:49.093
			11 - 20	1:46.158	1:46.562	1:46.043							
11	Jordy Wolters	13	1 - 10	1:53.135	1:49.882	1:48.502	1:48.070	1:48.616	1:47.313	1:46.238	1:47.523	1:47.846	1:48.645
			11 - 20	1:46.897	1:47.920	1:48.145							
17	Dirk Kappeller	12	1 - 10	1:56.247	1:54.729	1:53.710	1:52.607	1:53.067	1:52.106	1:59.215	1:59.789	1:53.412	1:52.628

SUPERBIKE-IDM V8-Hockenheimring Finale

MotorEvents GmbH

S-09-16, EMN 10-316, IMN 191-80

IDM Supermono - Rennen 2

23 - 25 September 2016

Rundezeiten

Hockenheim Motorrad - 3692 mtr.

Nr.	Name	Rnd	Runde	Lap ..1	Lap ..2	Lap ..3	Lap ..4	Lap ..5	Lap ..6	Lap ..7	Lap ..8	Lap ..9	Lap ..0
			11 - 20	1:50.583	1:59.326								
131	Olivier Collet	12	1 - 10	1:50.488	1:48.563	1:45.945	1:45.836	1:45.157	1:45.483	1:46.492	1:46.447	1:46.990	1:46.626
			11 - 20	1:46.326	1:45.596								
8	Bruno Collin	1	1 - 10	1:51.383									
18	Libor Kamenicky		1 - 10										

**SUPERBIKE-IDM V8-Hockenheimring Finale**

MotorEvents GmbH

S-09-16, EMN 10-316, IMN 191-80

IDM Supermono - Rennen 2

23 - 25 September 2016

Rundezeiten

Hockenheim Motorrad - 3692 mtr.

Nr.	Name	Rnd	Runde	Lap ..1	Lap ..2	Lap ..3	Lap ..4	Lap ..5	Lap ..6	Lap ..7	Lap ..8	Lap ..9	Lap ..0
34	Ezequiel Iturrioz	14	1 - 10	1:41.338	1:38.306	1:38.404	1:37.636	1:37.816	1:39.133	1:38.058	1:37.491	1:37.128	1:37.063
			11 - 20	1:37.205	1:37.432	1:36.501	1:36.903						
2	Josef Frauenschuh	14	1 - 10	1:41.494	1:37.992	1:38.485	1:37.871	1:37.390	1:37.765	1:38.095	1:37.419	1:37.488	1:37.360
			11 - 20	1:36.844	1:37.216	1:36.838	1:37.105						
89	David Legalle	14	1 - 10	1:42.854	1:37.126	1:38.337	1:37.976	1:37.464	1:38.075	1:37.666	1:37.387	1:37.746	1:37.385
			11 - 20	1:36.779	1:37.610	1:36.305	1:37.660						
G28	Arie Vos	14	1 - 10	1:41.563	1:37.634	1:38.763	1:37.590	1:37.441	1:39.408	1:38.324	1:37.715	1:36.816	1:37.331
			11 - 20	1:37.007	1:37.330	1:37.139	1:37.585						
21	Jerry van de Bunt	14	1 - 10	1:48.196	1:41.161	1:41.062	1:41.134	1:40.652	1:40.060	1:41.351	1:38.345	1:37.260	1:37.066
			11 - 20	1:37.215	1:36.977	1:37.907	1:36.640						
111	Mike Velthuisen	14	1 - 10	1:42.660	1:39.402	1:39.365	1:40.042	1:40.536	1:39.921	1:40.082	1:39.759	1:40.128	1:40.270
			11 - 20	1:40.173	1:40.007	1:40.981	1:40.242						
113	Johann Flammann	14	1 - 10	1:48.287	1:39.711	1:40.127	1:41.178	1:41.638	1:40.941	1:42.261	1:40.693	1:40.039	1:39.515
			11 - 20	1:40.447	1:39.908	1:39.961	1:40.151						
118	Ryan van de Lagemaat	14	1 - 10	1:43.980	1:41.446	1:41.352	1:41.172	1:40.988	1:40.801	1:41.895	1:40.878	1:40.836	1:40.368
			11 - 20	1:40.335	1:40.677	1:40.606	1:41.034						
9	Robert Schotman	14	1 - 10	1:44.198	1:41.233	1:41.356	1:41.135	1:41.178	1:40.617	1:41.958	1:41.083	1:40.686	1:40.428
			11 - 20	1:40.439	1:40.424	1:40.998	1:40.731						
44	Justus Weinke	14	1 - 10	1:44.431	1:41.300	1:40.357	1:41.246	1:40.787	1:40.702	1:41.085	1:41.363	1:41.317	1:40.623
			11 - 20	1:40.423	1:41.297	1:41.142	1:42.382						
124	Djim Ulrich	14	1 - 10	1:44.199	1:41.434	1:40.965	1:41.080	1:41.463	1:42.414	1:41.099	1:40.811	1:40.840	1:40.552
			11 - 20	1:41.350	1:40.931	1:41.648	1:41.697						
5	Johann Karl	14	1 - 10	1:45.172	1:41.082	1:41.131	1:41.688	1:41.282	1:41.059	1:41.645	1:41.286	1:40.902	1:41.247
			11 - 20	1:40.605	1:41.049	1:41.324	1:41.650						
84	Bram Lambrechts	14	1 - 10	1:44.683	1:41.039	1:41.068	1:41.144	1:42.185	1:41.542	1:42.055	1:40.842	1:42.279	1:41.433
			11 - 20	1:41.208	1:41.222	1:41.260	1:41.417						
96	Tycho Wedman	14	1 - 10	1:44.662	1:41.411	1:41.191	1:41.099	1:42.136	1:56.831	1:40.612	1:41.290	1:41.084	1:40.804
			11 - 20	1:40.785	1:41.954	1:41.664	1:41.484						
G37	Lutz Pfeifer	14	1 - 10	1:48.033	1:42.618	1:42.999	1:43.096	1:43.696	1:42.907	1:43.550	1:42.899	1:41.880	1:43.836
			11 - 20	1:42.367	1:42.777	1:41.734	1:42.024						
23	Dustin Gerken	13	1 - 10	1:52.988	1:46.698	1:44.176	1:45.279	1:45.142	1:45.188	1:45.237	1:44.975	1:44.742	1:44.093
			11 - 20	1:45.020	1:44.843	1:48.138							
7	Emile Litjens	13	1 - 10	1:48.369	1:47.243	1:47.396	1:46.662	1:45.534	1:46.504	1:46.384	1:46.713	1:47.048	1:47.191
			11 - 20	1:46.601	1:45.007	1:49.578							
74	Jeroen Vijfeijke	13	1 - 10	1:52.087	1:48.770	1:47.565	1:47.674	1:47.893	1:47.552	1:47.476	1:47.646	1:46.796	1:49.093
			11 - 20	1:46.158	1:46.562	1:46.043							
11	Jordy Wolters	13	1 - 10	1:53.135	1:49.882	1:48.502	1:48.070	1:48.616	1:47.313	1:46.238	1:47.523	1:47.846	1:48.645
			11 - 20	1:46.897	1:47.920	1:48.145							
17	Dirk Kappeller	12	1 - 10	1:56.247	1:54.729	1:53.710	1:52.607	1:53.067	1:52.106	1:59.215	1:59.789	1:53.412	1:52.628

SUPERBIKE-IDM V8-Hockenheimring Finale

MotorEvents GmbH

S-09-16, EMN 10-316, IMN 191-80

IDM Supermono - Rennen 2

23 - 25 September 2016

Rundezeiten

Hockenheim Motorrad - 3692 mtr.

Nr.	Name	Rnd	Runde	Lap ..1	Lap ..2	Lap ..3	Lap ..4	Lap ..5	Lap ..6	Lap ..7	Lap ..8	Lap ..9	Lap ..0
			11 - 20	1:50.583	1:59.326								
131	Olivier Collet	12	1 - 10	1:50.488	1:48.563	1:45.945	1:45.836	1:45.157	1:45.483	1:46.492	1:46.447	1:46.990	1:46.626
			11 - 20	1:46.326	1:45.596								
8	Bruno Collin	1	1 - 10	1:51.383									
18	Libor Kamenicky		1 - 10										



## SUPERBIKE-IDM V8-Hockenheimring Finale

MotorEvents GmbH

S-09-16, EMN 10-316, IMN 191-80

### IDM Supermono - Rennen 2

23 - 25 September 2016

Hockenheim Motorrad - 3692 mtr.

Pl.	Nr.	Name / Team Name	Sector 1			Sector 2			Sector 3			Theoretischer Bestest	Bestzeit	In
			Zeit	.	pl.	Zeit	.	pl.	Zeit	.	pl.			
1	34	Ezequiel Iturriz (GER)	25.093	12	2	35.045	13	2	36.233	14	4	1:36.371	1:36.501	13
2	2	Josef Frauenschuh (AUT)	25.091	11	1	34.930	12	1	36.369	13	5	1:36.390	1:36.838	13
3	89	David Legalle (FRA)	25.331	13	5	35.089	12	3	35.861	13	2	1:36.281	1:36.305	13
4	G28	Arie Vos (NED)	25.209	8	3	35.332	9	4	35.930	11	3	1:36.471	1:36.816	9
5	21	Jerry van de Bunt (NED)	25.246	11	4	35.696	14	5	35.676	14	1	1:36.618	1:36.640	14
6	111	Mike Velthuisen (NED)	25.762	3	6	35.842	14	6	37.515	2	12	1:39.119	1:39.365	3
7	113	Johann Flammann (GER)	25.839	2	7	36.018	10	7	37.208	9	6	1:39.065	1:39.515	10
8	118	Ryan van de Lagemaat (NED)	26.013	6	9	36.645	11	12	37.321	13	8	1:39.979	1:40.335	11
9	9	Robert Schotman (NED)	25.985	14	8	36.691	12	14	37.236	11	7	1:39.912	1:40.424	12
10	44	Justus Weinke (GER)	26.118	13	12	36.571	3	10	37.393	5	10	1:40.082	1:40.357	3
11	124	Djim Ulrich (NED)	26.116	3	11	36.687	10	13	37.413	10	11	1:40.216	1:40.552	10
12	5	Johann Karl (GER)	26.244	14	14	36.545	11	9	37.338	9	9	1:40.127	1:40.605	11
13	84	Bram Lambrechts (BEL)	26.098	3	10	36.621	2	11	37.542	4	13	1:40.261	1:40.842	8
14	96	Tycho Wedman (NED)	26.171	8	13	36.445	10	8	37.676	4	14	1:40.292	1:40.612	7
15	G37	Lutz Pfeifer (GER)	26.409	2	15	37.114	9	15	37.713	13	15	1:41.236	1:41.734	13
16	23	Dustin Gerken (GER)	27.035	3	16	37.932	10	16	38.987	10	16	1:43.954	1:44.093	10
17	7	Emile Litjens (NED)	27.261	5	18	38.429	12	19	39.256	12	18	1:44.946	1:45.007	12
18	74	Jeroen Vijfeijke (NED)	27.704	13	20	38.259	13	17	40.052	11	20	1:46.015	1:46.043	13
19	11	Jordy Wolters (NED)	27.541	7	19	38.260	7	18	40.177	11	21	1:45.978	1:46.238	7
20	17	Dirk Kappeller (GER)	28.594	9	22	40.003	11	22	41.534	11	22	1:50.131	1:50.583	11
21	131	Olivier Collet (FRA)	27.152	6	17	38.546	5	20	39.123	5	17	1:44.821	1:45.157	5
22	8	Bruno Collin (FRA)	28.092	2	21	39.230	1	21	39.841	1	19	1:47.163	1:51.383	1
23	18	Libor Kamenicky (CZE)												

## SUPERBIKE-IDM V8-Hockenheimring Finale

MotorEvents GmbH

S-09-16, EMN 10-316, IMN 191-80

### IDM Supermono - Rennen 2

23 - 25 September 2016

Hockenheim Motorrad - 3692 mtr.

Pl.	Nr.	Name / Team Name	Sector 1			Sector 2			Sector 3			Theoretischer Bestest	Bestzeit	In
			Zeit	.	pl.	Zeit	.	pl.	Zeit	.	pl.			
1	34	Ezequiel Iturriz (GER)	25.093	12	2	35.045	13	2	36.233	14	4	1:36.371	1:36.501	13
2	2	Josef Frauenschuh (AUT)	25.091	11	1	34.930	12	1	36.369	13	5	1:36.390	1:36.838	13
3	89	David Legalle (FRA)	25.331	13	5	35.089	12	3	35.861	13	2	1:36.281	1:36.305	13
4	G28	Arie Vos (NED)	25.209	8	3	35.332	9	4	35.930	11	3	1:36.471	1:36.816	9
5	21	Jerry van de Bunt (NED)	25.246	11	4	35.696	14	5	35.676	14	1	1:36.618	1:36.640	14
6	111	Mike Velthuisen (NED)	25.762	3	6	35.842	14	6	37.515	2	12	1:39.119	1:39.365	3
7	113	Johann Flammann (GER)	25.839	2	7	36.018	10	7	37.208	9	6	1:39.065	1:39.515	10
8	118	Ryan van de Lagemaat (NED)	26.013	6	9	36.645	11	12	37.321	13	8	1:39.979	1:40.335	11
9	9	Robert Schotman (NED)	25.985	14	8	36.691	12	14	37.236	11	7	1:39.912	1:40.424	12
10	44	Justus Weinke (GER)	26.118	13	12	36.571	3	10	37.393	5	10	1:40.082	1:40.357	3
11	124	Djim Ulrich (NED)	26.116	3	11	36.687	10	13	37.413	10	11	1:40.216	1:40.552	10
12	5	Johann Karl (GER)	26.244	14	14	36.545	11	9	37.338	9	9	1:40.127	1:40.605	11
13	84	Bram Lambrechts (BEL)	26.098	3	10	36.621	2	11	37.542	4	13	1:40.261	1:40.842	8
14	96	Tycho Wedman (NED)	26.171	8	13	36.445	10	8	37.676	4	14	1:40.292	1:40.612	7
15	G37	Lutz Pfeifer (GER)	26.409	2	15	37.114	9	15	37.713	13	15	1:41.236	1:41.734	13
16	23	Dustin Gerken (GER)	27.035	3	16	37.932	10	16	38.987	10	16	1:43.954	1:44.093	10
17	7	Emile Litjens (NED)	27.261	5	18	38.429	12	19	39.256	12	18	1:44.946	1:45.007	12
18	74	Jeroen Vijfeijke (NED)	27.704	13	20	38.259	13	17	40.052	11	20	1:46.015	1:46.043	13
19	11	Jordy Wolters (NED)	27.541	7	19	38.260	7	18	40.177	11	21	1:45.978	1:46.238	7
20	17	Dirk Kappeller (GER)	28.594	9	22	40.003	11	22	41.534	11	22	1:50.131	1:50.583	11
21	131	Olivier Collet (FRA)	27.152	6	17	38.546	5	20	39.123	5	17	1:44.821	1:45.157	5
22	8	Bruno Collin (FRA)	28.092	2	21	39.230	1	21	39.841	1	19	1:47.163	1:51.383	1
23	18	Libor Kamenicky (CZE)												

## SUPERBIKE-IDM V8-Hockenheimring Finale

MotorEvents GmbH

S-09-16, EMN 10-316, IMN 191-80

IDM Supermono - Rennen 2

23 - 25 September 2016

Runden und Sektoren Zeiten

Hockenheim Motorrad - 3692 mtr.

2 Josef Frauenschuh (AUT)									KTM-JF-Supermono										
lap	Sect-1	Speed	Sect-2	Speed	Sect-3	Speed	TopSpeed	laptime	pit	lap	Sect-1	Speed	Sect-2	Speed	Sect-3	Speed	Topspeed	laptime	pit
1	28.625	141.7	35.771	177.3	37.098	191.2		1:41.494		8	25.477	143.6	35.502	179.4	36.440	190.8		1:37.419	
2	25.240	149.4	35.824	177.6	36.928	192.9		1:37.992		9	25.501	147.9	35.282	181.2	36.705	190.5		1:37.488	
3	25.824	144.0	35.827	180.6	36.834	190.5		1:38.485		10	25.368	148.4	35.304	179.1	36.688	194.2		1:37.360	
4	25.315	146.9	35.433	180.9	37.123	193.5		1:37.871		11	25.091	147.5	35.377	177.0	36.376	192.9		1:36.844	
5	25.270	144.4	35.397	180.3	36.723	195.3		1:37.390		12	25.152	148.1	34.930	180.6	37.134	193.5		1:37.216	
6	25.450	150.8	35.096	179.4	37.219	188.5		1:37.765		13	25.175	151.3	35.294	180.6	36.369	190.8		1:36.838	
7	25.745	143.0	35.622	178.8	36.728	192.2		1:38.095		14	25.675	153.0	35.003	177.9	36.427	193.9		1:37.105	

5 Johann Karl (GER)									KTM-JK01										
lap	Sect-1	Speed	Sect-2	Speed	Sect-3	Speed	TopSpeed	laptime	pit	lap	Sect-1	Speed	Sect-2	Speed	Sect-3	Speed	Topspeed	laptime	pit
1	29.862	136.2	37.578	168.0	37.732	180.0		1:45.172		8	26.682	143.4	36.978	167.7	37.626	177.6		1:41.286	
2	26.530	140.8	36.967	168.5	37.585	181.5		1:41.082		9	26.311	140.1	37.253	169.3	37.338	177.6		1:40.902	
3	26.564	139.7	37.094	168.8	37.473	181.8		1:41.131		10	26.562	135.3	37.136	165.4	37.549	176.2		1:41.247	
4	26.872	132.8	37.391	168.8	37.425	177.9		1:41.688		11	26.458	137.4	36.545	167.4	37.602	176.8		1:40.605	
5	26.385	138.5	37.148	169.0	37.749	179.4		1:41.282		12	26.282	139.4	36.895	165.4	37.872	176.2		1:41.049	
6	26.395	138.6	36.799	169.0	37.865	179.1		1:41.059		13	26.291	141.0	36.973	166.4	38.060	174.8		1:41.324	
7	26.605	141.5	36.936	170.9	38.104	180.9		1:41.645		14	26.244	140.1	37.189	166.9	38.217	173.4		1:41.650	

7 Emile Litjens (NED)									KTM 690 Duke										
lap	Sect-1	Speed	Sect-2	Speed	Sect-3	Speed	TopSpeed	laptime	pit	lap	Sect-1	Speed	Sect-2	Speed	Sect-3	Speed	Topspeed	laptime	pit
1	29.749	131.5	38.961	159.8	39.659	172.5		1:48.369		8	27.403	128.4	39.085	158.8	40.225	167.7		1:46.713	
2	27.702	128.6	39.213	157.2	40.328	165.4		1:47.243		9	27.779	128.3	39.129	159.5	40.140	168.2		1:47.048	
3	27.978	125.3	39.306	157.0	40.112	167.7		1:47.396		10	28.067	128.0	39.089	159.5	40.035	170.9		1:47.191	
4	27.768	127.7	39.065	157.9	39.829	169.5		1:46.662		11	27.599	128.0	39.200	159.5	39.802	172.5		1:46.601	
5	27.261	128.3	38.816	161.2	39.457	170.3		1:45.534		12	27.322	130.3	38.429	162.2	39.256	174.2		1:45.007	
6	27.552	126.0	38.985	159.5	39.967	168.8		1:46.504		13	27.356	130.9	38.549	159.8	43.673	141.5		1:49.578	
7	27.635	125.3	38.995	159.5	39.754	168.0		1:46.384		14									

8 Bruno Collin (FRA)									450 RS TVX										
lap	Sect-1	Speed	Sect-2	Speed	Sect-3	Speed	TopSpeed	laptime	pit	lap	Sect-1	Speed	Sect-2	Speed	Sect-3	Speed	Topspeed	laptime	pit
1	32.312	135.0	39.230	159.1	39.841	171.7		1:51.383		2									

9 Robert Schotman (NED)									KTM 690 Duke										
lap	Sect-1	Speed	Sect-2	Speed	Sect-3	Speed	TopSpeed	laptime	pit	lap	Sect-1	Speed	Sect-2	Speed	Sect-3	Speed	Topspeed	laptime	pit
1	29.459	144.4	37.295	168.8	37.444	182.7		1:44.198		8	26.661	142.5	36.894	172.0	37.528	182.1		1:41.083	
2	26.281	142.7	37.133	165.1	37.819	176.5		1:41.233		9	26.037	145.4	36.980	164.4	37.669	179.1		1:40.686	
3	26.391	144.2	37.139	165.6	37.826	176.8		1:41.356		10	26.190	147.3	36.877	169.3	37.361	179.4		1:40.428	
4	26.520	147.1	36.835	165.1	37.780	176.8		1:41.135		11	26.398	144.0	36.805	169.5	37.236	181.5		1:40.439	
5	26.325	138.5	37.234	169.5	37.619	182.4		1:41.178		12	25.995	145.6	36.691	164.9	37.738	176.8		1:40.424	
6	26.124	144.8	36.835	170.3	37.658	176.8		1:40.617		13	26.206	141.0	37.493	169.5	37.299	180.3		1:40.998	
7	26.425	145.4	37.627	168.2	37.906	179.1		1:41.958		14	25.985	145.4	37.166	166.7	37.580	182.7		1:40.731	

11 Jordy Wolters (NED)									Yamaha HRT 740										
lap	Sect-1	Speed	Sect-2	Speed	Sect-3	Speed	TopSpeed	laptime	pit	lap	Sect-1	Speed	Sect-2	Speed	Sect-3	Speed	Topspeed	laptime	pit
1	31.719	121.5	40.134	163.6	41.282	174.2		1:53.135		8	28.008	134.8	38.823	164.4	40.692	173.1		1:47.523	
2	28.425	134.5	39.713	164.1	41.744	173.9		1:49.882		9	28.106	135.8	38.666	164.6	41.074	167.2		1:47.846	
3	28.026	131.5	39.445	162.7	41.031	174.5		1:48.502		10	28.784	129.2	38.856	165.4	41.005	172.5		1:48.645	
4	27.644	135.0	39.101	162.4	41.325	173.1		1:48.070		11	27.884	133.3	38.836	164.1	40.177	174.8		1:46.897	
5	27.878	134.8	39.929	162.2	40.809	174.5		1:48.616		12	27.807	134.3	39.061	163.6	41.052	174.8		1:47.920	
6	27.800	133.5	38.850	164.4	40.663	174.8		1:47.313		13	27.803	130.3	38.899	163.4	41.443	174.8		1:48.145	
7	27.541	137.1	38.260	163.6	40.437	174.5		1:46.238		14									

17 Dirk Kappeller (GER)									HKR EVO2										
lap	Sect-1	Speed	Sect-2	Speed	Sect-3	Speed	TopSpeed	laptime	pit	lap	Sect-1	Speed	Sect-2	Speed	Sect-3	Speed	Topspeed	laptime	pit
1	32.235	118.8	40.986	156.5	43.026	169.0		1:56.247		7	33.245	123.0	42.631	156.3	43.339	166.4		1:59.215	
2	29.147	128.9	42.417	157.2	43.165	168.2		1:54.729		8	29.157	130.1	47.982	159.5	42.650	161.7		1:59.789	
3	29.912	121.9	41.019	157.0	42.779	167.7		1:53.710		9	28.594	129.2	40.974	133.7	43.844	162.4		1:53.412	
4	29.326	128.7	40.737	156.7	42.544	167.2		1:52.607		10	28.821	125.1	41.227	155.2	42.580	161.4		1:52.628	
5	29.428	126.0	40.904	156.1	42.735	166.4		1:53.067		11	29.046	125.4	40.003	156.5	41.534	167.2		1:50.583	
6	29.322	127.5	40.448	159.1	42.336	168.2		1:52.106		12	31.126	128.1	41.039	128.1	47.161	169.3		1:59.326	

## SUPERBIKE-IDM V8-Hockenheimring Finale

MotorEvents GmbH

S-09-16, EMN 10-316, IMN 191-80

IDM Supermono - Rennen 2

23 - 25 September 2016

Runden und Sektoren Zeiten

Hockenheim Motorrad - 3692 mtr.

18 Libor Kamenicky (CZE)									Mali Ahra 800										
lap	Sect-1	Speed	Sect-2	Speed	Sect-3	Speed	TopSpeed	laptime	pit	lap	Sect-1	Speed	Sect-2	Speed	Sect-3	Speed	Topspeed	laptime	pit

21 Jerry van de Bunt (NED)									Happeck Rotax 449										
lap	Sect-1	Speed	Sect-2	Speed	Sect-3	Speed	TopSpeed	laptime	pit	lap	Sect-1	Speed	Sect-2	Speed	Sect-3	Speed	Topspeed	laptime	pit
1		125.7	37.501	169.5	38.041	177.6		1:48.196		8	26.096	139.4	36.094	165.9	36.155	176.8		1:38.345	
2	26.396	141.2	37.136	168.2	37.629	180.9		1:41.161		9	25.434	142.3	35.821	166.9	36.005	176.5		1:37.260	
3	26.362	137.6	36.799	168.8	37.901	180.0		1:41.062		10	25.429	141.4	35.804	167.7	35.833	177.0		1:37.066	
4	26.231	140.4	37.299	166.9	37.604	177.9		1:41.134		11	<u>25.246</u>	<u>143.4</u>	35.817	169.0	36.152	177.0		1:37.215	
5	26.391	132.4	36.896	164.1	37.365	175.6		1:40.652		12	25.375	142.3	35.803	166.7	35.799	178.8		1:36.977	
6	25.980	<u>143.4</u>	36.534	<u>170.1</u>	37.546	174.8		1:40.060		13	25.295	142.1	35.933	168.0	36.679	177.0		1:37.907	
7	26.350	135.5	37.574	165.4	37.427	177.3		1:41.351		14	25.268	141.2	<u>35.696</u>	166.4	<u>35.676</u>	178.2		<u>1:36.640</u>	

23 Dustin Gerken (GER)									HKR EVO2										
lap	Sect-1	Speed	Sect-2	Speed	Sect-3	Speed	TopSpeed	laptime	pit	lap	Sect-1	Speed	Sect-2	Speed	Sect-3	Speed	Topspeed	laptime	pit
1	32.420	129.0	40.371	160.7	40.197	180.0		1:52.988		8	27.327	128.1	38.398	166.4	39.250	178.8		1:44.975	
2	27.305	<u>132.8</u>	39.757	167.7	39.636	<u>180.9</u>		1:46.698		9	27.473	129.2	38.084	169.5	39.185	177.9		1:44.742	
3	<u>27.035</u>	130.3	38.140	<u>169.8</u>	39.001	179.7		1:44.176		10	27.174	130.8	<u>37.932</u>	<u>169.8</u>	<u>38.987</u>	178.8		<u>1:44.093</u>	
4	27.453	130.0	38.696	167.7	39.130	177.9		1:45.279		11	27.495	123.9	38.160	169.3	39.365	179.4		1:45.020	
5	27.444	126.9	38.471	169.0	39.227	177.9		1:45.142		12	27.300	130.4	38.278	169.0	39.265	177.9		1:44.843	
6	27.147	127.2	38.337	168.2	39.704	177.6		1:45.188		13	27.766	128.6	39.083	165.4	41.289	157.0		1:48.138	
7	27.407	123.6	38.527	168.2	39.303	178.2		1:45.237		14									

34 Ezequiel Iturriz (GER)									HKR EVO2 R										
lap	Sect-1	Speed	Sect-2	Speed	Sect-3	Speed	TopSpeed	laptime	pit	lap	Sect-1	Speed	Sect-2	Speed	Sect-3	Speed	Topspeed	laptime	pit
1	28.768	141.7	35.987	169.3	36.583	181.8		1:41.338		8	25.279	143.2	35.578	173.4	36.634	183.4		1:37.491	
2	25.454	146.9	35.982	166.9	36.870	183.4		1:38.306		9	25.331	149.8	35.278	172.2	36.519	183.4		1:37.128	
3	25.543	147.1	36.104	167.4	36.757	181.8		1:38.404		10	25.332	150.8	35.350	173.4	36.381	182.1		1:37.063	
4	25.452	147.5	35.578	167.4	36.606	181.2		1:37.636		11	25.548	148.6	35.305	170.1	36.352	184.9		1:37.205	
5	25.543	147.1	35.524	169.5	36.749	184.3		1:37.816		12	<u>25.093</u>	<u>151.3</u>	35.065	170.9	37.274	183.4		1:37.432	
6	25.708	147.7	35.566	168.5	37.859	177.3		1:39.133		13	25.145	151.0	<u>35.045</u>	174.2	36.311	<u>185.6</u>		<u>1:36.501</u>	
7	25.575	150.6	35.625	<u>174.8</u>	36.858	184.6		1:38.058		14	25.330	146.3	35.340	173.4	<u>36.233</u>	181.5		1:36.903	

44 Justus Weinke (GER)									HKR EVO2 R										
lap	Sect-1	Speed	Sect-2	Speed	Sect-3	Speed	TopSpeed	laptime	pit	lap	Sect-1	Speed	Sect-2	Speed	Sect-3	Speed	Topspeed	laptime	pit
1	29.421	135.8	37.148	171.4	37.862	183.4		1:44.431		8	26.522	135.0	37.065	166.7	37.776	180.0		1:41.363	
2	26.586	142.3	37.023	171.4	37.691	183.4		1:41.300		9	26.751	139.0	36.901	170.3	37.665	180.3		1:41.317	
3	26.289	<u>143.8</u>	<u>36.571</u>	172.8	37.497	<u>185.2</u>		<u>1:40.357</u>		10	26.263	142.5	36.941	169.5	37.419	183.1		1:40.623	
4	26.833	132.7	36.785	<u>173.9</u>	37.628	183.1		1:41.246		11	26.150	143.2	36.699	172.8	37.574	183.1		1:40.423	
5	26.602	141.9	36.792	172.0	<u>37.393</u>	182.1		1:40.787		12	26.253	140.4	37.340	168.5	37.704	182.1		1:41.297	
6	26.341	140.8	36.590	173.1	37.771	181.2		1:40.702		13	<u>26.118</u>	141.9	36.832	170.9	38.192	180.3		1:41.142	
7	26.530	143.4	37.065	167.4	37.490	178.2		1:41.085		14	26.577	129.2	37.171	168.5	38.634	180.3		1:42.382	

74 Jeroen Vijfeijke (NED)									KTM 690 Duke										
lap	Sect-1	Speed	Sect-2	Speed	Sect-3	Speed	TopSpeed	laptime	pit	lap	Sect-1	Speed	Sect-2	Speed	Sect-3	Speed	Topspeed	laptime	pit
1	30.992	126.2	40.739	155.4	40.356	<u>170.1</u>		1:52.087		8	28.303	136.7	38.423	160.2	40.920	165.9		1:47.646	
2	27.896	137.6	40.326	157.7	40.548	168.8		1:48.770		9	27.791	136.0	38.422	<u>161.0</u>	40.583	166.9		1:46.796	
3	27.935	132.2	38.852	160.2	40.778	169.3		1:47.565		10	27.995	133.2	40.733	158.6	40.365	168.2		1:49.093	
4	27.888	134.3	38.965	158.6	40.821	167.4		1:47.674		11	27.727	133.8	38.379	160.2	<u>40.052</u>	169.3		1:46.158	
5	28.465	131.5	38.839	160.7	40.589	168.8		1:47.893		12	27.871	<u>137.8</u>	38.340	160.2	40.351	168.8		1:46.562	
6	28.031	135.2	38.687	159.5	40.834	167.2		1:47.552		13	<u>27.704</u>	136.7	<u>38.259</u>	160.5	40.080	168.5		<u>1:46.043</u>	
7	27.822	136.4	38.583	159.1	41.071	166.9		1:47.476		14									

84 Bram Lambrechts (BEL)									KTM 690 Duke										
lap	Sect-1	Speed	Sect-2	Speed	Sect-3	Speed	TopSpeed	laptime	pit	lap	Sect-1	Speed	Sect-2	Speed	Sect-3	Speed	Topspeed	laptime	pit
1	29.532	136.9	37.226	168.0	37.925	<u>181.2</u>		1:44.683		8	26.340	144.6	36.955	167.2	37.547	177.9		<u>1:40.842</u>	
2	26.660	145.7	<u>36.621</u>	167.2	37.758	180.0		1:41.039		9	26.130	142.7	37.942	166.2	38.207	176.2		1:42.279	
3	<u>26.098</u>	<u>146.5</u>	37.285	167.4	37.685	<u>181.2</u>		1:41.068		10	26.295	145.0	37.237	167.2	37.901	175.9		1:41.433	
4	26.506	145.9	37.096	<u>168.2</u>	<u>37.542</u>	180.9		1:41.144		11	26.302	144.0	36.988	166.7	37.918	176.5		1:41.208	
5	26.984	145.7	37.253	166.7	37.448	177.6		1:42.185		12	26.376	144.0	37.122	164.6	37.724	176.2		1:41.222	
6	26.545	143.2	37.011	165.9	37.986	176.8		1:41.542		13	26.326	144.2	36.984	165.9	37.950	176.2		1:41.260	
7	26.485	144.0	37.539	165.9	38.031	176.8		1:42.055		14	26.312	142.9	37.107	165.4	37.998	175.9		1:41.417	

# SUPERBIKE-IDM V8-Hockenheimring Finale

MotorEvents GmbH

S-09-16, EMN 10-316, IMN 191-80

IDM Supermono - Rennen 2

23 - 25 September 2016

Runden und Sektoren Zeiten

Hockenheim Motorrad - 3692 mtr.

89 David Legalle (FRA)									J2L BMW/Pami										
lap	Sect-1	Speed	Sect-2	Speed	Sect-3	Speed	TopSpeed	laptime	pit	lap	Sect-1	Speed	Sect-2	Speed	Sect-3	Speed	Topspeed	laptime	pit
1	29.955	145.6	36.572	<u>177.6</u>	36.327	185.2		1:42.854		8	25.465	143.6	35.507	173.4	36.415	185.6		1:37.387	
2	25.399	144.4	35.263	175.6	36.464	188.8		1:37.126		9	25.589	146.9	35.615	175.9	36.542	187.5		1:37.746	
3	25.861	143.2	35.858	176.8	36.618	188.5		1:38.337		10	25.588	146.1	35.139	177.3	36.658	187.5		1:37.385	
4	25.549	143.8	35.593	175.0	36.834	185.9		1:37.976		11	25.372	147.1	35.250	173.6	36.157	187.2		1:36.779	
5	25.602	143.0	35.467	174.2	36.395	187.2		1:37.464		12	25.383	145.0	<u>35.089</u>	173.9	37.138	<u>190.1</u>		1:37.610	
6	25.521	<u>147.5</u>	35.509	175.3	37.045	184.9		1:38.075		13	<u>25.331</u>	146.3	35.113	176.8	<u>35.861</u>	187.2		<u>1:36.305</u>	
7	25.392	144.6	35.521	176.2	36.753	185.9		1:37.666		14	26.162	137.8	35.590	175.0	35.908	185.9		1:37.660	

96 Tycho Wedman (NED)									HKR EVO2 R										
lap	Sect-1	Speed	Sect-2	Speed	Sect-3	Speed	TopSpeed	laptime	pit	lap	Sect-1	Speed	Sect-2	Speed	Sect-3	Speed	Topspeed	laptime	pit
1	29.513	132.7	37.313	172.2	37.836	185.6		1:44.662		8	<u>26.171</u>	139.5	37.077	170.6	38.042	180.9		1:41.290	
2	26.665	142.3	36.889	172.2	37.857	<u>186.5</u>		1:41.411		9	26.171	140.1	36.567	171.4	38.346	165.1		1:41.084	
3	26.267	<u>143.4</u>	37.058	<u>175.0</u>	37.866	186.2		1:41.191		10	26.287	141.0	<u>36.445</u>	170.9	38.072	178.5		1:40.804	
4	26.302	138.5	37.121	173.4	<u>37.676</u>	184.9		1:41.099		11	26.343	140.1	36.600	171.2	37.842	180.9		1:40.785	
5	26.731	131.7	37.268	172.0				1:42.136		12	26.262	140.1	37.310	168.8	38.382	179.7		1:41.954	
6	Out	135.7	36.791	171.4	38.143	182.4		1:56.831	P	13	26.322	140.4	36.940	169.8	38.402	179.1		1:41.664	
7	26.278	134.2	36.644	172.2	37.690	181.8		<u>1:40.612</u>		14	26.310	138.3	37.093	168.8	38.081	180.3		1:41.484	

111 Mike Velthuiszen (NED)									TZM 250 MVS Yamaha										
lap	Sect-1	Speed	Sect-2	Speed	Sect-3	Speed	TopSpeed	laptime	pit	lap	Sect-1	Speed	Sect-2	Speed	Sect-3	Speed	Topspeed	laptime	pit
1	29.035	137.8	36.006	172.8	37.619	178.8		1:42.660		8	25.943	141.2	36.011	174.2	37.805	183.4		1:39.759	
2	25.817	140.6	36.070	172.2	<u>37.515</u>	<u>185.2</u>		1:39.402		9	26.042	139.9	36.200	173.9	37.886	177.0		1:40.128	
3	<u>25.762</u>	142.5	35.896	173.9	37.707	183.7		<u>1:39.365</u>		10	26.374	138.6	36.246	173.9	37.650	183.1		1:40.270	
4	25.940	141.2	36.217	169.3	37.885	184.3		1:40.042		11	26.232	141.2	36.197	174.8	37.744	184.9		1:40.173	
5	26.195	136.2	36.338	173.1	38.003	182.7		1:40.536		12	26.243	142.7	36.154	173.9	37.610	184.3		1:40.007	
6	26.066	139.7	36.171	174.2	37.684	184.3		1:39.921		13	26.001	142.5	35.897	<u>175.3</u>	39.083	181.8		1:40.981	
7	25.927	139.2	36.206	173.4	37.949	182.7		1:40.082		14	26.028	<u>143.2</u>	<u>35.842</u>	174.2	38.372	182.7		1:40.242	

113 Johann Flammann (GER)									HKR EVO2 R										
lap	Sect-1	Speed	Sect-2	Speed	Sect-3	Speed	TopSpeed	laptime	pit	lap	Sect-1	Speed	Sect-2	Speed	Sect-3	Speed	Topspeed	laptime	pit
1	31.857	138.3	38.486	165.1	37.944	178.8		1:48.287		8	26.217	<u>146.1</u>	36.891	172.0	37.585	180.6		1:40.693	
2	<u>25.839</u>	145.9	36.472	168.0	37.400	181.2		1:39.711		9	26.135	144.8	36.696	170.1	<u>37.208</u>	180.3		1:40.039	
3	26.030	145.6	36.344	<u>172.8</u>	37.753	<u>183.1</u>		1:40.127		10	26.095	145.6	<u>36.018</u>	170.6	37.402	180.9		<u>1:39.515</u>	
4	26.339	145.9	36.950	171.2	37.889	181.5		1:41.178		11	26.143	<u>146.1</u>	36.948	171.2	37.356	180.3		1:40.447	
5	26.394	137.6	37.352	168.0	37.892	180.9		1:41.638		12	26.199	<u>144.2</u>	36.160	166.9	37.549	181.5		1:39.908	
6	26.096	145.6	36.906	169.8	37.939	182.4		1:40.941		13	26.389	144.6	36.083	168.0	37.489	177.9		1:39.961	
7	28.372	<u>146.1</u>	36.262	170.1	37.627	182.1		1:42.261		14	25.972	145.2	36.430	166.7	37.749	166.9		1:40.151	

118 Ryan van de Lagemaat (NED)									KTM 690 Duke										
lap	Sect-1	Speed	Sect-2	Speed	Sect-3	Speed	TopSpeed	laptime	pit	lap	Sect-1	Speed	Sect-2	Speed	Sect-3	Speed	Topspeed	laptime	pit
1	29.235	145.0	36.869	167.4	37.876	177.3		1:43.980		8	26.476	143.0	36.906	170.9	37.496	178.5		1:40.878	
2	26.210	144.4	37.450	170.1	37.786	178.8		1:41.446		9	26.110	145.0	37.118	167.7	37.608	175.6		1:40.836	
3	26.197	143.8	37.354	167.7	37.801	178.2		1:41.352		10	26.103	145.4	36.733	169.8	37.532	178.2		1:40.368	
4	26.337	145.2	37.107	<u>171.7</u>	37.728	180.0		1:41.172		11	26.227	<u>145.6</u>	<u>36.645</u>	169.8	37.463	179.1		<u>1:40.335</u>	
5	26.364	145.0	36.841	167.7	37.783	177.0		1:40.988		12	26.015	145.0	36.927	167.2	37.735	178.8		1:40.677	
6	<u>26.013</u>	144.8	36.793	168.5	37.995	178.2		1:40.801		13	26.300	142.1	36.985	170.6	<u>37.321</u>	176.5		1:40.606	
7	26.207	145.0	37.981	<u>171.7</u>	37.707	<u>180.6</u>		1:41.895		14	26.177	144.0	37.380	168.8	37.477	180.0		1:41.034	

124 Djim Ulrich (NED)									KTM 690 Duke										
lap	Sect-1	Speed	Sect-2	Speed	Sect-3	Speed	TopSpeed	laptime	pit	lap	Sect-1	Speed	Sect-2	Speed	Sect-3	Speed	Topspeed	laptime	pit
1	29.285	136.5	37.229	<u>171.7</u>	37.685	177.3		1:44.199		8	26.329	142.5	36.984	167.7	37.498	176.8		1:40.811	
2	26.570	143.2	37.251	167.2	37.613	181.5		1:41.434		9	26.322	143.4	36.926	166.9	37.592	175.9		1:40.840	
3	<u>26.116</u>	<u>147.1</u>	37.261	167.4	37.588	183.7		1:40.965		10	26.452	145.6	<u>36.687</u>	168.5	<u>37.413</u>	177.6		<u>1:40.552</u>	
4	26.553	146.9	37.017	171.2	37.510	<u>184.6</u>		1:41.080		11	26.436	141.7	37.402	167.2	37.512	176.8		1:41.350	
5	26.246	146.3	37.223	166.7	37.994	175.3		1:41.463		12	26.235	145.4	36.989	164.4	37.707	176.5		1:40.931	
6	27.266	144.6	37.257	170.3	37.891	180.6		1:42.414		13	26.454	143.8	36.936	166.4	38.258	175.9		1:41.648	
7	26.439	145.6	37.047	165.4	37.613	176.2		1:41.099		14	26.388	144.2	37.287	165.1	38.022	176.2		1:41.697	

131 Olivier Collet (FRA)									KTM 690 Duke R										
lap	Sect-1	Speed	Sect-2	Speed	Sect-3	Speed	TopSpeed	laptime	pit	lap	Sect-1	Speed	Sect-2	Speed	Sect-3	Speed	Topspeed	laptime	pit
1	30.882	134.0	39.962	156.5	39.644	164.6		1:50.488		7	27.556	131.9	39.029	157.7	39.907	163.6		1:46.492	
2	28.197	132.8	40.240	154.5	40.126	163.6		1:48.563		8	27.353	<u>137.4</u>	38.787	160.5	40.307	167.2		1:46.447	

## SUPERBIKE-IDM V8-Hockenheimring Finale

MotorEvents GmbH

S-09-16, EMN 10-316, IMN 191-80

### IDM Supermono - Rennen 2

23 - 25 September 2016

#### Runden und Sektoren Zeiten

Hockenheim Motorrad - 3692 mtr.

3	27.822	134.7	38.749	157.9	39.374	163.4	1:45.945	9	27.768	131.7	39.030	163.4	40.192	168.5	1:46.990
4	27.379	133.7	38.873	157.2	39.584	162.2	1:45.836	10	28.086	129.0	39.047	161.0	39.493	162.9	1:46.626
5	27.488	134.5	<u>38.546</u>	157.2	<u>39.123</u>	164.9	<u>1:45.157</u>	11	27.571	133.0	38.890	153.8	39.865	159.3	1:46.326
6	<u>27.152</u>	134.8	38.600	153.2	39.731	166.4	1:45.483	12	27.421	135.8	38.597	154.5	39.578	161.0	1:45.596

G28 Arie Vos (NED)									KTM 690 Duke											
lap	Sect-1	Speed	Sect-2	Speed	Sect-3	Speed	TopSpeed	laptime	pit	lap	Sect-1	Speed	Sect-2	Speed	Sect-3	Speed	TopSpeed	laptime	pit	
1	28.504	139.4	36.216	166.7	36.843	176.5		1:41.563		8	<u>25.209</u>	147.1	35.808	163.1	36.698	178.2			1:37.715	
2	25.361	145.4	35.918	166.2	36.355	175.9		1:37.634		9	25.256	146.7	<u>35.332</u>	171.2	36.228	179.4			<u>1:36.816</u>	
3	25.633	143.4	36.373	167.4	36.757	179.7		1:38.763		10	25.664	147.9	35.490	170.3	36.177	179.1			1:37.331	
4	25.415	146.9	35.743	167.4	36.432	177.9		1:37.590		11	25.680	<u>148.6</u>	35.397	169.8	<u>35.930</u>	<u>180.6</u>			1:37.007	
5	25.536	146.3	35.526	169.8	36.379	174.5		1:37.441		12	25.344	146.3	35.445	170.1	36.541	<u>180.6</u>			1:37.330	
6	26.087	144.0	35.816	164.9	37.505	172.8		1:39.408		13	25.447	146.9	35.551	169.5	36.141	178.2			1:37.139	
7	25.771	146.5	35.595	<u>171.4</u>	36.958	178.2		1:38.324		14	25.383	140.3	35.883	169.5	36.319	177.3			1:37.585	

G37 Lutz Pfeifer (GER)									Yamaha 450											
lap	Sect-1	Speed	Sect-2	Speed	Sect-3	Speed	TopSpeed	laptime	pit	lap	Sect-1	Speed	Sect-2	Speed	Sect-3	Speed	TopSpeed	laptime	pit	
1	30.647	133.7	38.702	163.4	38.684	<u>180.0</u>		1:48.033		8	27.247	133.2	37.514	<u>168.8</u>	38.138	177.3			1:42.899	
2	<u>26.409</u>	132.4	37.561	166.9	38.648	176.8		1:42.618		9	26.647	<u>140.3</u>	<u>37.114</u>	168.2	38.119	177.0			1:41.880	
3	26.611	133.7	37.727	167.4	38.661	176.8		1:42.999		10	26.789	<u>140.3</u>	37.379	166.7	39.668	173.6			1:43.836	
4	26.770	137.2	37.489	166.4	38.837	173.9		1:43.096		11	26.677	136.4	37.584	166.2	38.106	176.8			1:42.367	
5	27.117	132.8	38.100	166.2	38.479	173.9		1:43.696		12	27.192	135.7	37.492	166.9	38.093	176.5			1:42.777	
6	26.819	137.1	37.504	168.0	38.584	175.6		1:42.907		13	26.635	138.6	37.386	166.4	<u>37.713</u>	177.0			<u>1:41.734</u>	
7	26.922	136.9	37.750	166.7	38.878	173.4		1:43.550		14	26.822	140.1	37.135	166.4	38.067	177.6			1:42.024	

## SUPERBIKE-IDM V8-Hockenheimring Finale

MotorEvents GmbH

S-09-16, EMN 10-316, IMN 191-80

IDM Supermono - Rennen 2

23 - 25 September 2016

Runden und Sektoren Zeiten

Hockenheim Motorrad - 3692 mtr.

2 Josef Frauenschuh (AUT)									KTM-JF-Supermono										
lap	Sect-1	Speed	Sect-2	Speed	Sect-3	Speed	TopSpeed	laptime	pit	lap	Sect-1	Speed	Sect-2	Speed	Sect-3	Speed	Topspeed	laptime	pit
1	28.625	141.7	35.771	177.3	37.098	191.2		1:41.494		8	25.477	143.6	35.502	179.4	36.440	190.8		1:37.419	
2	25.240	149.4	35.824	177.6	36.928	192.9		1:37.992		9	25.501	147.9	35.282	<u>181.2</u>	36.705	190.5		1:37.488	
3	25.824	144.0	35.827	180.6	36.834	190.5		1:38.485		10	25.368	148.4	35.304	179.1	36.688	194.2		1:37.360	
4	25.315	146.9	35.433	180.9	37.123	193.5		1:37.871		11	<u>25.091</u>	147.5	35.377	177.0	36.376	192.9		1:36.844	
5	25.270	144.4	35.397	180.3	36.723	<u>195.3</u>		1:37.390		12	25.152	148.1	<u>34.930</u>	180.6	37.134	193.5		1:37.216	
6	25.450	150.8	35.096	179.4	37.219	188.5		1:37.765		13	25.175	151.3	35.294	180.6	<u>36.369</u>	190.8		<u>1:36.838</u>	
7	25.745	143.0	35.622	178.8	36.728	192.2		1:38.095		14	25.675	<u>153.0</u>	35.003	177.9	36.427	193.9		1:37.105	

5 Johann Karl (GER)									KTM-JK01										
lap	Sect-1	Speed	Sect-2	Speed	Sect-3	Speed	TopSpeed	laptime	pit	lap	Sect-1	Speed	Sect-2	Speed	Sect-3	Speed	Topspeed	laptime	pit
1	29.862	136.2	37.578	168.0	37.732	180.0		1:45.172		8	26.682	<u>143.4</u>	36.978	167.7	37.626	177.6		1:41.286	
2	26.530	140.8	36.967	168.5	37.585	181.5		1:41.082		9	26.311	140.1	37.253	169.3	<u>37.338</u>	177.6		1:40.902	
3	26.564	139.7	37.094	168.8	37.473	<u>181.8</u>		1:41.131		10	26.562	135.3	37.136	165.4	37.549	176.2		1:41.247	
4	26.872	132.8	37.391	168.8	37.425	177.9		1:41.688		11	26.458	137.4	<u>36.545</u>	167.4	37.602	176.8		<u>1:40.605</u>	
5	26.385	138.5	37.148	169.0	37.749	179.4		1:41.282		12	26.282	139.4	36.895	165.4	37.872	176.2		1:41.049	
6	26.395	138.6	36.799	169.0	37.865	179.1		1:41.059		13	26.291	141.0	36.973	166.4	38.060	174.8		1:41.324	
7	26.605	141.5	36.936	<u>170.9</u>	38.104	180.9		1:41.645		14	<u>26.244</u>	140.1	37.189	166.9	38.217	173.4		1:41.650	

7 Emile Litjens (NED)									KTM 690 Duke										
lap	Sect-1	Speed	Sect-2	Speed	Sect-3	Speed	TopSpeed	laptime	pit	lap	Sect-1	Speed	Sect-2	Speed	Sect-3	Speed	Topspeed	laptime	pit
1	29.749	<u>131.5</u>	38.961	159.8	39.659	172.5		1:48.369		8	27.403	128.4	39.085	158.8	40.225	167.7		1:46.713	
2	27.702	128.6	39.213	157.2	40.328	165.4		1:47.243		9	27.779	128.3	39.129	159.5	40.140	168.2		1:47.048	
3	27.978	125.3	39.306	157.0	40.112	167.7		1:47.396		10	28.067	128.0	39.089	159.5	40.035	170.9		1:47.191	
4	27.768	127.7	39.065	157.9	39.829	169.5		1:46.662		11	27.599	128.0	39.200	159.5	39.802	172.5		1:46.601	
5	<u>27.261</u>	128.3	38.816	161.2	39.457	170.3		1:45.534		12	27.322	130.3	<u>38.429</u>	<u>162.2</u>	<u>39.256</u>	<u>174.2</u>		<u>1:45.007</u>	
6	27.552	126.0	38.985	159.5	39.967	168.8		1:46.504		13	27.356	130.9	38.549	159.8	43.673	141.5		1:49.578	
7	27.635	125.3	38.995	159.5	39.754	168.0		1:46.384		14									

8 Bruno Collin (FRA)									450 RS TVX										
lap	Sect-1	Speed	Sect-2	Speed	Sect-3	Speed	TopSpeed	laptime	pit	lap	Sect-1	Speed	Sect-2	Speed	Sect-3	Speed	Topspeed	laptime	pit
1	32.312	<u>135.0</u>	<u>39.230</u>	159.1	39.841	<u>171.7</u>		1:51.383		2									

9 Robert Schotman (NED)									KTM 690 Duke										
lap	Sect-1	Speed	Sect-2	Speed	Sect-3	Speed	TopSpeed	laptime	pit	lap	Sect-1	Speed	Sect-2	Speed	Sect-3	Speed	Topspeed	laptime	pit
1	29.459	144.4	37.295	168.8	37.444	<u>182.7</u>		1:44.198		8	26.661	142.5	36.894	<u>172.0</u>	37.528	182.1		1:41.083	
2	26.281	142.7	37.133	165.1	37.819	176.5		1:41.233		9	26.037	145.4	36.980	164.4	37.669	179.1		1:40.686	
3	26.391	144.2	37.139	165.6	37.826	176.8		1:41.356		10	26.190	<u>147.3</u>	36.877	169.3	37.361	179.4		1:40.428	
4	26.520	147.1	36.835	165.1	37.780	176.8		1:41.135		11	26.398	144.0	36.805	169.5	<u>37.236</u>	181.5		1:40.439	
5	26.325	138.5	37.234	169.5	37.619	182.4		1:41.178		12	25.995	145.6	<u>36.691</u>	164.9	37.738	176.8		<u>1:40.424</u>	
6	26.124	144.8	36.835	170.3	37.658	176.8		1:40.617		13	26.206	141.0	37.493	169.5	37.299	180.3		1:40.998	
7	26.425	145.4	37.627	168.2	37.906	179.1		1:41.958		14	<u>25.985</u>	145.4	37.166	166.7	37.580	<u>182.7</u>		1:40.731	

11 Jordy Wolters (NED)									Yamaha HRT 740										
lap	Sect-1	Speed	Sect-2	Speed	Sect-3	Speed	TopSpeed	laptime	pit	lap	Sect-1	Speed	Sect-2	Speed	Sect-3	Speed	Topspeed	laptime	pit
1	31.719	121.5	40.134	163.6	41.282	174.2		1:53.135		8	28.008	134.8	38.823	164.4	40.692	173.1		1:47.523	
2	28.425	134.5	39.713	164.1	41.744	173.9		1:49.882		9	28.106	135.8	38.666	164.6	41.074	167.2		1:47.846	
3	28.026	131.5	39.445	162.7	41.031	174.5		1:48.502		10	28.784	129.2	38.856	<u>165.4</u>	41.005	172.5		1:48.645	
4	27.644	135.0	39.101	162.4	41.325	173.1		1:48.070		11	27.884	133.3	38.836	164.1	<u>40.177</u>	<u>174.8</u>		1:46.897	
5	27.878	134.8	39.929	162.2	40.809	174.5		1:48.616		12	27.807	134.3	39.061	163.6	41.052	<u>174.8</u>		1:47.920	
6	27.800	133.5	38.850	164.4	40.663	<u>174.8</u>		1:47.313		13	27.803	130.3	38.899	163.4	41.443	<u>174.8</u>		1:48.145	
7	<u>27.541</u>	<u>137.1</u>	<u>38.260</u>	163.6	40.437	174.5		<u>1:46.238</u>		14									

17 Dirk Kappeller (GER)									HKR EVO2										
lap	Sect-1	Speed	Sect-2	Speed	Sect-3	Speed	TopSpeed	laptime	pit	lap	Sect-1	Speed	Sect-2	Speed	Sect-3	Speed	Topspeed	laptime	pit
1	32.235	118.8	40.986	156.5	43.026	169.0		1:56.247		7	33.245	123.0	42.631	156.3	43.339	166.4		1:59.215	
2	29.147	128.9	42.417	157.2	43.165	168.2		1:54.729		8	29.157	<u>130.1</u>	47.982	<u>159.5</u>	42.650	161.7		1:59.789	
3	29.912	121.9	41.019	157.0	42.779	167.7		1:53.710		9	<u>28.594</u>	129.2	40.974	133.7	43.844	162.4		1:53.412	
4	29.326	128.7	40.737	156.7	42.544	167.2		1:52.607		10	28.821	125.1	41.227	155.2	42.580	161.4		1:52.628	
5	29.428	126.0	40.904	156.1	42.735	166.4		1:53.067		11	29.046	125.4	<u>40.003</u>	156.5	<u>41.534</u>	167.2		<u>1:50.583</u>	
6	29.322	127.5	40.448	159.1	42.336	168.2		1:52.106		12	31.126	128.1	41.039	128.1	47.161	<u>169.3</u>		1:59.326	

SUPERBIKE-IDM V8-Hockenheimring Finale

MotorEvents GmbH

S-09-16, EMN 10-316, IMN 191-80

IDM Supermono - Rennen 2

23 - 25 September 2016

Runden und Sektoren Zeiten

Hockenheim Motorrad - 3692 mtr.

18	Libor Kamenicky (CZE)								Mali Ahra 800										
lap	Sect-1	Speed	Sect-2	Speed	Sect-3	Speed	TopSpeed	laptime	pit	lap	Sect-1	Speed	Sect-2	Speed	Sect-3	Speed	Topspeed	laptime	pit

21	Jerry van de Bunt (NED)								Happeck Rotax 449										
lap	Sect-1	Speed	Sect-2	Speed	Sect-3	Speed	TopSpeed	laptime	pit	lap	Sect-1	Speed	Sect-2	Speed	Sect-3	Speed	Topspeed	laptime	pit
1		125.7	37.501	169.5	38.041	177.6		1:48.196		8	26.096	139.4	36.094	165.9	36.155	176.8		1:38.345	
2	26.396	141.2	37.136	168.2	37.629	<u>180.9</u>		1:41.161		9	25.434	142.3	35.821	166.9	36.005	176.5		1:37.260	
3	26.362	137.6	36.799	168.8	37.901	180.0		1:41.062		10	25.429	141.4	35.804	167.7	35.833	177.0		1:37.066	
4	26.231	140.4	37.299	166.9	37.604	177.9		1:41.134		11	<u>25.246</u>	<u>143.4</u>	35.817	169.0	36.152	177.0		1:37.215	
5	26.391	132.4	36.896	164.1	37.365	175.6		1:40.652		12	25.375	142.3	35.803	166.7	35.799	178.8		1:36.977	
6	25.980	<u>143.4</u>	36.534	<u>170.1</u>	37.546	174.8		1:40.060		13	25.295	142.1	35.933	168.0	36.679	177.0		1:37.907	
7	26.350	135.5	37.574	165.4	37.427	177.3		1:41.351		14	25.268	141.2	<u>35.696</u>	166.4	<u>35.676</u>	178.2		<u>1:36.640</u>	

23	Dustin Gerken (GER)								HKR EVO2										
lap	Sect-1	Speed	Sect-2	Speed	Sect-3	Speed	TopSpeed	laptime	pit	lap	Sect-1	Speed	Sect-2	Speed	Sect-3	Speed	Topspeed	laptime	pit
1	32.420	129.0	40.371	160.7	40.197	180.0		1:52.988		8	27.327	128.1	38.398	166.4	39.250	178.8		1:44.975	
2	27.305	<u>132.8</u>	39.757	167.7	39.636	<u>180.9</u>		1:46.698		9	27.473	129.2	38.084	169.5	39.185	177.9		1:44.742	
3	<u>27.035</u>	130.3	38.140	<u>169.8</u>	39.001	179.7		1:44.176		10	27.174	130.8	<u>37.932</u>	<u>169.8</u>	<u>38.987</u>	178.8		<u>1:44.093</u>	
4	27.453	130.0	38.696	167.7	39.130	177.9		1:45.279		11	27.495	123.9	38.160	169.3	39.365	179.4		1:45.020	
5	27.444	126.9	38.471	169.0	39.227	177.9		1:45.142		12	27.300	130.4	38.278	169.0	39.265	177.9		1:44.843	
6	27.147	127.2	38.337	168.2	39.704	177.6		1:45.188		13	27.766	128.6	39.083	165.4	41.289	157.0		1:48.138	
7	27.407	123.6	38.527	168.2	39.303	178.2		1:45.237		14									

34	Ezequiel Iturrioz (GER)								HKR EVO2 R										
lap	Sect-1	Speed	Sect-2	Speed	Sect-3	Speed	TopSpeed	laptime	pit	lap	Sect-1	Speed	Sect-2	Speed	Sect-3	Speed	Topspeed	laptime	pit
1	28.768	141.7	35.987	169.3	36.583	181.8		1:41.338		8	25.279	143.2	35.578	173.4	36.634	183.4		1:37.491	
2	25.454	146.9	35.982	166.9	36.870	183.4		1:38.306		9	25.331	149.8	35.278	172.2	36.519	183.4		1:37.128	
3	25.543	147.1	36.104	167.4	36.757	181.8		1:38.404		10	25.332	150.8	35.350	173.4	36.381	182.1		1:37.063	
4	25.452	147.5	35.578	167.4	36.606	181.2		1:37.636		11	25.548	148.6	35.305	170.1	36.352	184.9		1:37.205	
5	25.543	147.1	35.524	169.5	36.749	184.3		1:37.816		12	<u>25.093</u>	<u>151.3</u>	35.065	170.9	37.274	183.4		1:37.432	
6	25.708	147.7	35.566	168.5	37.859	177.3		1:39.133		13	25.145	151.0	<u>35.045</u>	174.2	36.311	<u>185.6</u>		<u>1:36.501</u>	
7	25.575	150.6	35.625	<u>174.8</u>	36.858	184.6		1:38.058		14	25.330	146.3	35.340	173.4	<u>36.233</u>	181.5		1:36.903	

44	Justus Weinke (GER)								HKR EVO2 R										
lap	Sect-1	Speed	Sect-2	Speed	Sect-3	Speed	TopSpeed	laptime	pit	lap	Sect-1	Speed	Sect-2	Speed	Sect-3	Speed	Topspeed	laptime	pit
1	29.421	135.8	37.148	171.4	37.862	183.4		1:44.431		8	26.522	135.0	37.065	166.7	37.776	180.0		1:41.363	
2	26.586	142.3	37.023	171.4	37.691	183.4		1:41.300		9	26.751	139.0	36.901	170.3	37.665	180.3		1:41.317	
3	26.289	<u>143.8</u>	<u>36.571</u>	172.8	37.497	<u>185.2</u>		<u>1:40.357</u>		10	26.263	142.5	36.941	169.5	37.419	183.1		1:40.623	
4	26.833	132.7	36.785	<u>173.9</u>	37.628	183.1		1:41.246		11	26.150	143.2	36.699	172.8	37.574	183.1		1:40.423	
5	26.602	141.9	36.792	172.0	<u>37.393</u>	182.1		1:40.787		12	26.253	140.4	37.340	168.5	37.704	182.1		1:41.297	
6	26.341	140.8	36.590	173.1	37.771	181.2		1:40.702		13	<u>26.118</u>	141.9	36.832	170.9	38.192	180.3		1:41.142	
7	26.530	143.4	37.065	167.4	37.490	178.2		1:41.085		14	26.577	129.2	37.171	168.5	38.634	180.3		1:42.382	

74	Jeroen Vijfeijke (NED)								KTM 690 Duke										
lap	Sect-1	Speed	Sect-2	Speed	Sect-3	Speed	TopSpeed	laptime	pit	lap	Sect-1	Speed	Sect-2	Speed	Sect-3	Speed	Topspeed	laptime	pit
1	30.992	126.2	40.739	155.4	40.356	<u>170.1</u>		1:52.087		8	28.303	136.7	38.423	160.2	40.920	165.9		1:47.646	
2	27.896	137.6	40.326	157.7	40.548	168.8		1:48.770		9	27.791	136.0	38.422	<u>161.0</u>	40.583	166.9		1:46.796	
3	27.935	132.2	38.852	160.2	40.778	169.3		1:47.565		10	27.995	133.2	40.733	158.6	40.365	168.2		1:49.093	
4	27.888	134.3	38.965	158.6	40.821	167.4		1:47.674		11	27.727	133.8	38.379	160.2	<u>40.052</u>	169.3		1:46.158	
5	28.465	131.5	38.839	160.7	40.589	168.8		1:47.893		12	27.871	<u>137.8</u>	38.340	160.2	40.351	168.8		1:46.562	
6	28.031	135.2	38.687	159.5	40.834	167.2		1:47.552		13	<u>27.704</u>	136.7	<u>38.259</u>	160.5	40.080	168.5		<u>1:46.043</u>	
7	27.822	136.4	38.583	159.1	41.071	166.9		1:47.476		14									

84	Bram Lambrechts (BEL)								KTM 690 Duke										
lap	Sect-1	Speed	Sect-2	Speed	Sect-3	Speed	TopSpeed	laptime	pit	lap	Sect-1	Speed	Sect-2	Speed	Sect-3	Speed	Topspeed	laptime	pit
1	29.532	136.9	37.226	168.0	37.925	<u>181.2</u>		1:44.683		8	26.340	144.6	36.955	167.2	37.547	177.9		<u>1:40.842</u>	
2	26.660	145.7	<u>36.621</u>	167.2	37.758	180.0		1:41.039		9	26.130	142.7	37.942	166.2	38.207	176.2		1:42.279	
3	<u>26.098</u>	<u>146.5</u>	37.285	167.4	37.685	<u>181.2</u>		1:41.068		10	26.295	145.0	37.237	167.2	37.901	175.9		1:41.433	
4	26.506	145.9	37.096	<u>168.2</u>	<u>37.542</u>	180.9		1:41.144		11	26.302	144.0	36.988	166.7	37.918	176.5		1:41.208	
5	26.984	145.7	37.253	166.7	37.448	177.6		1:42.185		12	26.376	144.0	37.122	164.6	37.724	176.2		1:41.222	
6	26.545	143.2	37.011	165.9	37.986	176.8		1:41.542		13	26.326	144.2	36.984	165.9	37.950	176.2		1:41.260	
7	26.485	144.0	37.539	165.9	38.031	176.8		1:42.055		14	26.312	142.9	37.107	165.4	37.998	175.9		1:41.417	



## SUPERBIKE-IDM V8-Hockenheimring Finale

MotorEvents GmbH

S-09-16, EMN 10-316, IMN 191-80

IDM Supermono - Rennen 2

23 - 25 September 2016

Runden und Sektoren Zeiten

Hockenheim Motorrad - 3692 mtr.

89 David Legalle (FRA)									J2L BMW/Pami										
lap	Sect-1	Speed	Sect-2	Speed	Sect-3	Speed	TopSpeed	laptime	pit	lap	Sect-1	Speed	Sect-2	Speed	Sect-3	Speed	Topspeed	laptime	pit
1	29.955	145.6	36.572	<u>177.6</u>	36.327	185.2		1:42.854		8	25.465	143.6	35.507	173.4	36.415	185.6		1:37.387	
2	25.399	144.4	35.263	175.6	36.464	188.8		1:37.126		9	25.589	146.9	35.615	175.9	36.542	187.5		1:37.746	
3	25.861	143.2	35.858	176.8	36.618	188.5		1:38.337		10	25.588	146.1	35.139	177.3	36.658	187.5		1:37.385	
4	25.549	143.8	35.593	175.0	36.834	185.9		1:37.976		11	25.372	147.1	35.250	173.6	36.157	187.2		1:36.779	
5	25.602	143.0	35.467	174.2	36.395	187.2		1:37.464		12	25.383	145.0	<u>35.089</u>	173.9	37.138	<u>190.1</u>		1:37.610	
6	25.521	<u>147.5</u>	35.509	175.3	37.045	184.9		1:38.075		13	<u>25.331</u>	146.3	35.113	176.8	<u>35.861</u>	187.2		<u>1:36.305</u>	
7	25.392	144.6	35.521	176.2	36.753	185.9		1:37.666		14	26.162	137.8	35.590	175.0	35.908	185.9		1:37.660	

96 Tycho Wedman (NED)									HKR EVO2 R										
lap	Sect-1	Speed	Sect-2	Speed	Sect-3	Speed	TopSpeed	laptime	pit	lap	Sect-1	Speed	Sect-2	Speed	Sect-3	Speed	Topspeed	laptime	pit
1	29.513	132.7	37.313	172.2	37.836	185.6		1:44.662		8	<u>26.171</u>	139.5	37.077	170.6	38.042	180.9		1:41.290	
2	26.665	142.3	36.889	172.2	37.857	<u>186.5</u>		1:41.411		9	26.171	140.1	36.567	171.4	38.346	165.1		1:41.084	
3	26.267	<u>143.4</u>	37.058	<u>175.0</u>	37.866	186.2		1:41.191		10	26.287	141.0	<u>36.445</u>	170.9	38.072	178.5		1:40.804	
4	26.302	138.5	37.121	173.4	<u>37.676</u>	184.9		1:41.099		11	26.343	140.1	36.600	171.2	37.842	180.9		1:40.785	
5	26.731	131.7	37.268	172.0				1:42.136		12	26.262	140.1	37.310	168.8	38.382	179.7		1:41.954	
6	Out	135.7	36.791	171.4	38.143	182.4		1:56.831	P	13	26.322	140.4	36.940	169.8	38.402	179.1		1:41.664	
7	26.278	134.2	36.644	172.2	37.690	181.8		<u>1:40.612</u>		14	26.310	138.3	37.093	168.8	38.081	180.3		1:41.484	

111 Mike Velthuiszen (NED)									TZM 250 MVS Yamaha										
lap	Sect-1	Speed	Sect-2	Speed	Sect-3	Speed	TopSpeed	laptime	pit	lap	Sect-1	Speed	Sect-2	Speed	Sect-3	Speed	Topspeed	laptime	pit
1	29.035	137.8	36.006	172.8	37.619	178.8		1:42.660		8	25.943	141.2	36.011	174.2	37.805	183.4		1:39.759	
2	25.817	140.6	36.070	172.2	<u>37.515</u>	<u>185.2</u>		1:39.402		9	26.042	139.9	36.200	173.9	37.886	177.0		1:40.128	
3	<u>25.762</u>	142.5	35.896	173.9	37.707	183.7		<u>1:39.365</u>		10	26.374	138.6	36.246	173.9	37.650	183.1		1:40.270	
4	25.940	141.2	36.217	169.3	37.885	184.3		1:40.042		11	26.232	141.2	36.197	174.8	37.744	184.9		1:40.173	
5	26.195	136.2	36.338	173.1	38.003	182.7		1:40.536		12	26.243	142.7	36.154	173.9	37.610	184.3		1:40.007	
6	26.066	139.7	36.171	174.2	37.684	184.3		1:39.921		13	26.001	142.5	35.897	<u>175.3</u>	39.083	181.8		1:40.981	
7	25.927	139.2	36.206	173.4	37.949	182.7		1:40.082		14	26.028	<u>143.2</u>	<u>35.842</u>	174.2	38.372	182.7		1:40.242	

113 Johann Flammann (GER)									HKR EVO2 R										
lap	Sect-1	Speed	Sect-2	Speed	Sect-3	Speed	TopSpeed	laptime	pit	lap	Sect-1	Speed	Sect-2	Speed	Sect-3	Speed	Topspeed	laptime	pit
1	31.857	138.3	38.486	165.1	37.944	178.8		1:48.287		8	26.217	<u>146.1</u>	36.891	172.0	37.585	180.6		1:40.693	
2	<u>25.839</u>	145.9	36.472	168.0	37.400	181.2		1:39.711		9	26.135	144.8	36.696	170.1	<u>37.208</u>	180.3		1:40.039	
3	26.030	145.6	36.344	<u>172.8</u>	37.753	<u>183.1</u>		1:40.127		10	26.095	145.6	<u>36.018</u>	170.6	37.402	180.9		<u>1:39.515</u>	
4	26.339	145.9	36.950	171.2	37.889	181.5		1:41.178		11	26.143	<u>146.1</u>	36.948	171.2	37.356	180.3		1:40.447	
5	26.394	137.6	37.352	168.0	37.892	180.9		1:41.638		12	26.199	<u>144.2</u>	36.160	166.9	37.549	181.5		1:39.908	
6	26.096	145.6	36.906	169.8	37.939	182.4		1:40.941		13	26.389	144.6	36.083	168.0	37.489	177.9		1:39.961	
7	28.372	<u>146.1</u>	36.262	170.1	37.627	182.1		1:42.261		14	25.972	145.2	36.430	166.7	37.749	166.9		1:40.151	

118 Ryan van de Lagemaat (NED)									KTM 690 Duke										
lap	Sect-1	Speed	Sect-2	Speed	Sect-3	Speed	TopSpeed	laptime	pit	lap	Sect-1	Speed	Sect-2	Speed	Sect-3	Speed	Topspeed	laptime	pit
1	29.235	145.0	36.869	167.4	37.876	177.3		1:43.980		8	26.476	143.0	36.906	170.9	37.496	178.5		1:40.878	
2	26.210	144.4	37.450	170.1	37.786	178.8		1:41.446		9	26.110	145.0	37.118	167.7	37.608	175.6		1:40.836	
3	26.197	143.8	37.354	167.7	37.801	178.2		1:41.352		10	26.103	145.4	36.733	169.8	37.532	178.2		1:40.368	
4	26.337	145.2	37.107	<u>171.7</u>	37.728	180.0		1:41.172		11	26.227	<u>145.6</u>	<u>36.645</u>	169.8	37.463	179.1		<u>1:40.335</u>	
5	26.364	145.0	36.841	167.7	37.783	177.0		1:40.988		12	26.015	145.0	36.927	167.2	37.735	178.8		1:40.677	
6	<u>26.013</u>	144.8	36.793	168.5	37.995	178.2		1:40.801		13	26.300	142.1	36.985	170.6	<u>37.321</u>	176.5		1:40.606	
7	26.207	145.0	37.981	<u>171.7</u>	37.707	<u>180.6</u>		1:41.895		14	26.177	144.0	37.380	168.8	37.477	180.0		1:41.034	

124 Djim Ulrich (NED)									KTM 690 Duke										
lap	Sect-1	Speed	Sect-2	Speed	Sect-3	Speed	TopSpeed	laptime	pit	lap	Sect-1	Speed	Sect-2	Speed	Sect-3	Speed	Topspeed	laptime	pit
1	29.285	136.5	37.229	<u>171.7</u>	37.685	177.3		1:44.199		8	26.329	142.5	36.984	167.7	37.498	176.8		1:40.811	
2	26.570	143.2	37.251	167.2	37.613	181.5		1:41.434		9	26.322	143.4	36.926	166.9	37.592	175.9		1:40.840	
3	<u>26.116</u>	<u>147.1</u>	37.261	167.4	37.588	183.7		1:40.965		10	26.452	145.6	<u>36.687</u>	168.5	<u>37.413</u>	177.6		<u>1:40.552</u>	
4	26.553	146.9	37.017	171.2	37.510	<u>184.6</u>		1:41.080		11	26.436	141.7	37.402	167.2	37.512	176.8		1:41.350	
5	26.246	146.3	37.223	166.7	37.994	175.3		1:41.463		12	26.235	145.4	36.989	164.4	37.707	176.5		1:40.931	
6	27.266	144.6	37.257	170.3	37.891	180.6		1:42.414		13	26.454	143.8	36.936	166.4	38.258	175.9		1:41.648	
7	26.439	145.6	37.047	165.4	37.613	176.2		1:41.099		14	26.388	144.2	37.287	165.1	38.022	176.2		1:41.697	

131 Olivier Collet (FRA)									KTM 690 Duke R										
lap	Sect-1	Speed	Sect-2	Speed	Sect-3	Speed	TopSpeed	laptime	pit	lap	Sect-1	Speed	Sect-2	Speed	Sect-3	Speed	Topspeed	laptime	pit
1	30.882	134.0	39.962	156.5	39.644	164.6		1:50.488		7	27.556	131.9	39.029	157.7	39.907	163.6		1:46.492	
2	28.197	132.8	40.240	154.5	40.126	163.6		1:48.563		8	27.353	<u>137.4</u>	38.787	160.5	40.307	167.2		1:46.447	

**SUPERBIKE-IDM V8-Hockenheimring Finale**

MotorEvents GmbH

S-09-16, EMN 10-316, IMN 191-80

**IDM Supermono - Rennen 2**

23 - 25 September 2016

**Runden und Sektoren Zeiten**

Hockenheim Motorrad - 3692 mtr.

3	27.822	134.7	38.749	157.9	39.374	163.4	1:45.945	9	27.768	131.7	39.030	163.4	40.192	168.5	1:46.990
4	27.379	133.7	38.873	157.2	39.584	162.2	1:45.836	10	28.086	129.0	39.047	161.0	39.493	162.9	1:46.626
5	27.488	134.5	38.546	157.2	39.123	164.9	1:45.157	11	27.571	133.0	38.890	153.8	39.865	159.3	1:46.326
6	27.152	134.8	38.600	153.2	39.731	166.4	1:45.483	12	27.421	135.8	38.597	154.5	39.578	161.0	1:45.596

G28 Arie Vos (NED)									KTM 690 Duke											
lap	Sect-1	Speed	Sect-2	Speed	Sect-3	Speed	TopSpeed	laptime	pit	lap	Sect-1	Speed	Sect-2	Speed	Sect-3	Speed	TopSpeed	laptime	pit	
1	28.504	139.4	36.216	166.7	36.843	176.5		1:41.563		8	25.209	147.1	35.808	163.1	36.698	178.2			1:37.715	
2	25.361	145.4	35.918	166.2	36.355	175.9		1:37.634		9	25.256	146.7	35.332	171.2	36.228	179.4			1:36.816	
3	25.633	143.4	36.373	167.4	36.757	179.7		1:38.763		10	25.664	147.9	35.490	170.3	36.177	179.1			1:37.331	
4	25.415	146.9	35.743	167.4	36.432	177.9		1:37.590		11	25.680	148.6	35.397	169.8	35.930	180.6			1:37.007	
5	25.536	146.3	35.526	169.8	36.379	174.5		1:37.441		12	25.344	146.3	35.445	170.1	36.541	180.6			1:37.330	
6	26.087	144.0	35.816	164.9	37.505	172.8		1:39.408		13	25.447	146.9	35.551	169.5	36.141	178.2			1:37.139	
7	25.771	146.5	35.595	171.4	36.958	178.2		1:38.324		14	25.383	140.3	35.883	169.5	36.319	177.3			1:37.585	

G37 Lutz Pfeifer (GER)									Yamaha 450											
lap	Sect-1	Speed	Sect-2	Speed	Sect-3	Speed	TopSpeed	laptime	pit	lap	Sect-1	Speed	Sect-2	Speed	Sect-3	Speed	TopSpeed	laptime	pit	
1	30.647	133.7	38.702	163.4	38.684	180.0		1:48.033		8	27.247	133.2	37.514	168.8	38.138	177.3			1:42.899	
2	26.409	132.4	37.561	166.9	38.648	176.8		1:42.618		9	26.647	140.3	37.114	168.2	38.119	177.0			1:41.880	
3	26.611	133.7	37.727	167.4	38.661	176.8		1:42.999		10	26.789	140.3	37.379	166.7	39.668	173.6			1:43.836	
4	26.770	137.2	37.489	166.4	38.837	173.9		1:43.096		11	26.677	136.4	37.584	166.2	38.106	176.8			1:42.367	
5	27.117	132.8	38.100	166.2	38.479	173.9		1:43.696		12	27.192	135.7	37.492	166.9	38.093	176.5			1:42.777	
6	26.819	137.1	37.504	168.0	38.584	175.6		1:42.907		13	26.635	138.6	37.386	166.4	37.713	177.0			1:41.734	
7	26.922	136.9	37.750	166.7	38.878	173.4		1:43.550		14	26.822	140.1	37.135	166.4	38.067	177.6			1:42.024	

## SUPERBIKE-IDM V8-Hockenheimring Finale

MotorEvents GmbH

S-09-16, EMN 10-316, IMN 191-80

### IDM Supermono - Rennen 2

23 - 25 September 2016

#### Positionen pro Runde

Hockenheim Motorrad - 3692 mtr.

Pos	Nr.	Name	1	2	3	4	5	6	7	8	9	10	11	12	13	14
1	34	Ezequiel Iturrioz	34	G28	34	34	G28	2	2	2	2	34	2	2	2	34
2	2	Josef Frauenschuh	G28	34	G28	G28	34	34	89	89	34	2	34	34	34	2
3	89	David Legalle	2	2	2	2	2	G28	34	34	89	G28	89	G28	89	89
4	G28	Arie Vos	111	89	89	89	89	89	G28	G28	G28	89	G28	89	G28	G28
5	21	Jerry van de Bunt	89	111	111	111	111	111	111	111	111	111	21	21	21	21
6	111	Mike Velthuiszen	118	9	9	9	118	9	44	21	21	21	111	111	111	111
7	113	Johann Flammann	9	118	118	118	9	118	21	44	118	118	118	9	113	113
8	118	Ryan van de Lagemaat	124	84	84	84	44	21	9	118	9	9	9	118	118	118
9	9	Robert Schotman	84	124	124	124	124	44	118	9	44	44	44	113	9	9
10	44	Justus Weinke	96	96	44	44	21	84	124	124	124	113	113	44	44	44
11	124	Djim Ulrich	44	44	96	96	84	113	84	84	113	124	124	124	124	124
12	5	Johann Karl	21	21	21	21	113	124	5	113	5	5	5	5	5	5
13	84	Bram Lambrechts	5	5	113	113	<u>96</u>	5	113	5	84	84	84	84	84	84
14	96	Tycho Wedman	113	113	5	5	5	G37	G37	96	96	96	96	96	96	96
15	G37	Lutz Pfeifer	G37	G37	G37	G37	G37	96	96	G37	G37	G37	G37	G37	G37	G37
16	23	Dustin Gerken	7	7	7	23	23	23	23	23	23	23	23	23	23	
17	7	Emile Litjens	131	23	23	7	7	7	7	7	7	131	131	131	7	
18	74	Jeroen Vijfeijke	8	131	131	131	131	131	131	131	131	7	7	7	74	
19	11	Jordy Wolters	23	74	74	74	74	74	74	74	74	74	74	74	11	
20	131	Olivier Collet	74	11	11	11	11	11	11	11	11	11	11	11		
21	17	Dirk Kappeller	11	17	17	17	17	17	17	17	17	17	17	17		
22	8	Bruno Collin	17													

## SUPERBIKE-IDM V8-Hockenheimring Finale

MotorEvents GmbH

S-09-16, EMN 10-316, IMN 191-80

### IDM Supermono - Rennen 2

23 - 25 September 2016

#### Positionen pro Runde

Hockenheim Motorrad - 3692 mtr.

Pos	Nr.	Name	1	2	3	4	5	6	7	8	9	10	11	12	13	14
1	34	Ezequiel Iturrioz	34	G28	34	34	G28	2	2	2	2	34	2	2	2	34
2	2	Josef Frauenschuh	G28	34	G28	G28	34	34	89	89	34	2	34	34	34	2
3	89	David Legalle	2	2	2	2	2	G28	34	34	89	G28	89	G28	89	89
4	G28	Arie Vos	111	89	89	89	89	89	G28	G28	G28	89	G28	89	G28	G28
5	21	Jerry van de Bunt	89	111	111	111	111	111	111	111	111	111	21	21	21	21
6	111	Mike Velthuiszen	118	9	9	9	118	9	44	21	21	21	111	111	111	111
7	113	Johann Flammann	9	118	118	118	9	118	21	44	118	118	118	9	113	113
8	118	Ryan van de Lagemaat	124	84	84	84	44	21	9	118	9	9	9	118	118	118
9	9	Robert Schotman	84	124	124	124	124	44	118	9	44	44	44	113	9	9
10	44	Justus Weinke	96	96	44	44	21	84	124	124	124	113	113	44	44	44
11	124	Djim Ulrich	44	44	96	96	84	113	84	84	113	124	124	124	124	124
12	5	Johann Karl	21	21	21	21	113	124	5	113	5	5	5	5	5	5
13	84	Bram Lambrechts	5	5	113	113	<u>96</u>	5	113	5	84	84	84	84	84	84
14	96	Tycho Wedman	113	113	5	5	5	G37	G37	96	96	96	96	96	96	96
15	G37	Lutz Pfeifer	G37	G37	G37	G37	G37	96	96	G37	G37	G37	G37	G37	G37	G37
16	23	Dustin Gerken	7	7	7	23	23	23	23	23	23	23	23	23	23	
17	7	Emile Litjens	131	23	23	7	7	7	7	7	7	131	131	131	7	
18	74	Jeroen Vijfeijke	8	131	131	131	131	131	131	131	131	7	7	7	74	
19	11	Jordy Wolters	23	74	74	74	74	74	74	74	74	74	74	74	11	
20	131	Olivier Collet	74	11	11	11	11	11	11	11	11	11	11	11		
21	17	Dirk Kappeller	11	17	17	17	17	17	17	17	17	17	17	17		
22	8	Bruno Collin	17													

## SUPERBIKE-IDM V8-Hockenheimring Finale

MotorEvents GmbH

S-09-16, EMN 10-316, IMN 191-80

23 - 25 September 2016  
Hockenheim Motorrad - 3692 mtr.


### Startaufstellung - IDM Supermono - Rennen 2

Startzeit : 16:40 - Lauf Länge : 14 Rnd

Pl.	Nr.	Name	Zeit	Pl.	Nr.	Name	Zeit	Pl.	Nr.	Name	Zeit	
Row 9				26	17	Dirk Kappeller	1:51.218	25	74	Jeroen V ijfeijke	1:47.431	
Row 8	24	131	Olivier Collet	1:46.779	23	11	Jordy Wolters	1:46.295	22	G14	Samuel Saudubray	1:45.002
Row 7	21	7	Emile Litjens	1:44.966	20	8	Bruno Collin	1:44.801	19	23	Dustin Gerken	1:43.747
Row 6	18	18	Libor Kamenicky	1:42.729	17	35	Allard Kerkhoven	1:42.338	16	44	Justus Weinke	1:42.271
Row 5	15	5	Johann Karl	1:42.244	14	G37	Lutz Pfeifer	1:41.994	13	124	Djim Ulrich	1:40.527
Row 4	12	96	Tycho Wedman	1:40.456	11	84	Bram Lambrechts	1:40.440	10	113	Johann Flammann	1:40.142
Row 3	9	118	Ryan van de Lagemaat	1:39.764	8	9	Robert Schotman	1:39.299	7	111	Mike Velthuiszen	1:38.729
Row 2	6	2	Josef Frauenschuh	1:38.421	5	89	David Legalle	1:37.950	4	G28	Arie Vos	1:37.808
Row 1	3	34	Ezequiel Iturrioz	1:36.233	2	21	Jerry Bunt, van de	1:35.802	1	58	Lukas Wimmer	1:35.468

Pole Links

----- STARTLINIE -----

Ergebnisse und Rundenzeiten : <a href="http://www.raceresults.at">www.raceresults.at</a>			Zeitnahme durch : SDO SportTiming			<b>Aushangzeit</b>	
Rennleiter		Steward		Zeitmessung			
Wilfried Kasper		Stefan Beck		Bernd Jung			
Seite 1 von 1							

## SUPERBIKE-IDM V8-Hockenheimring Finale

MotorEvents GmbH

S-09-16, EMN 10-316, IMN 191-80

23 - 25 September 2016  
Hockenheim Motorrad - 3692 mtr.

### Startaufstellung - IDM Supermono - Rennen 2

Startzeit : 16:40 - Lauf Länge : 14 Rnd

Pl.	Nr.	Name	Zeit	Pl.	Nr.	Name	Zeit	Pl.	Nr.	Name	Zeit	
Row 9				26	17	Dirk Kappeller	1:51.218	25	74	Jeroen V ijfeijke	1:47.431	
Row 8	24	131	Olivier Collet	1:46.779	23	11	Jordy Wolters	1:46.295	22	G14	Samuel Saudubray	1:45.002
Row 7	21	7	Emile Litjens	1:44.966	20	8	Bruno Collin	1:44.801	19	23	Dustin Gerken	1:43.747
Row 6	18	18	Libor Kamenicky	1:42.729	17	35	Allard Kerkhoven	1:42.338	16	44	Justus Weinke	1:42.271
Row 5	15	5	Johann Karl	1:42.244	14	G37	Lutz Pfeifer	1:41.994	13	124	Djim Ulrich	1:40.527
Row 4	12	96	Tycho Wedman	1:40.456	11	84	Bram Lambrechts	1:40.440	10	113	Johann Flammann	1:40.142
Row 3	9	118	Ryan van de Lagemaat	1:39.764	8	9	Robert Schotman	1:39.299	7	111	Mike Velthuiszen	1:38.729
Row 2	6	2	Josef Frauenschuh	1:38.421	5	89	David Legalle	1:37.950	4	G28	Arie Vos	1:37.808
Row 1	3	34	Ezequiel Iturrioz	1:36.233	2	21	Jerry Bunt, van de	1:35.802	1	58	Lukas Wimmer	1:35.468

Pole Links

----- STARTLINIE -----

Ergebnisse und Rundenzeiten : <a href="http://www.raceresults.at">www.raceresults.at</a>			Zeitnahme durch : SDO SportTiming			<b>Aushangzeit</b>	
Rennleiter		Steward		Zeitmessung			<b>DMSB</b>
Wilfried Kasper		Stefan Beck		Bernd Jung			
Seite 1 von 1							

## SUPERBIKE-IDM V8-Hockenheimring Finale

MotorEvents GmbH

S-09-16, EMN 10-316, IMN 191-80

Lauf name : IDM Supermono - Rennen 2  
Lauf Datum : 25 September 2016  
Wetter :  
Strecke name : Hockenheim Motorrad - 3692 mtr.

Participants Started : 23 Participants Classified : 20  
Participants Finished : 20 Participants Not Classified : 10  
Participants Not Finished : 3

Green flag at : 16:39:10 Heat recording start time : 16:30:00  
Finish flag waved at : 17:02:00 Heat recording end time : 17:04:15  
Total time under Green : 22:49 Total of All Laps in Heat : 287  
Number of cautions : 0 Total time under Yellow : 00:00:00  
Number of code-60's : 0 Total time under Code-60 : 00:00:00

### Summary of winners per class

Nr.	Name / Team Name	Fahrzeug	Kls	Schnellste Rd.zeit	In	Schnitt	Rnd	Fahrzeit
34	Ezequiel Iturrioz	HKR EVO2 R	F-ESC	1:36.501	13	135.67	14	22:51.530
113	Johann Flammann	HKR EVO2 R	PrMo	1:39.515	10	131.29	14	23:37.283
118	Ryan van de Lagemaat	KTM 690 Duke	K-DB	1:40.335	11	131.16	14	23:38.685

### Leader history during the Heat

#	Nr.	Lap	to Lap	Name	Fahrzeug
1	34	1	1	Ezequiel Iturrioz	HKR EVO2 R
2	G28	2	2	Arie Vos	KTM 690 Duke
3	34	3	4	Ezequiel Iturrioz	HKR EVO2 R
4	G28	5	5	Arie Vos	KTM 690 Duke
5	2	6	9	Josef Frauenschuh	KTM-JF-Supermono
6	34	10	10	Ezequiel Iturrioz	HKR EVO2 R
7	2	11	13	Josef Frauenschuh	KTM-JF-Supermono
8	34	14	14	Ezequiel Iturrioz	HKR EVO2 R

### Best Lap time history during the Heat

#	Nr.	lap time	in lap	Name	Fahrzeug	time of day
1	34	1:41.338	1	Ezequiel Iturrioz	HKR EVO2 R	16:40:52
2	G28	1:37.634	2	Arie Vos	KTM 690 Duke	16:42:30
3	89	1:37.126	2	David Legalle	J2L BMW/Pami	16:42:32
4	G28	1:36.816	9	Arie Vos	KTM 690 Duke	16:53:56
5	89	1:36.779	11	David Legalle	J2L BMW/Pami	16:57:11
6	34	1:36.501	13	Ezequiel Iturrioz	HKR EVO2 R	17:00:24
7	89	1:36.305	13	David Legalle	J2L BMW/Pami	17:00:24

### Summary of best lap times per class

Nr.	Name / Team Name	Fahrzeug	Kls	Schnellste Rd.zeit	In	Geschw.
89	David Legalle	J2L BMW/Pami	F-ESC	1:36.305	13	138.01
118	Ryan van de Lagemaat	KTM 690 Duke	K-DB	1:40.335	11	132.47
113	Johann Flammann	HKR EVO2 R	PrMo	1:39.515	10	133.56

### Summary of number of laps in the lead

#	Nr.	Name	Fahrzeug	# Laps in the lead
1	2	Josef Frauenschuh	KTM-JF-Supermono	7
2	34	Ezequiel Iturrioz	HKR EVO2 R	5
3	G28	Arie Vos	KTM 690 Duke	2

## SUPERBIKE-IDM V8-Hockenheimring Finale

MotorEvents GmbH

S-09-16, EMN 10-316, IMN 191-80

Lauf name : IDM Supermono - Rennen 2  
Lauf Datum : 25 September 2016  
Wetter :  
Strecke name : Hockenheim Motorrad - 3692 mtr.

Participants Started : 23 Participants Classified : 20  
Participants Finished : 20 Participants Not Classified : 10  
Participants Not Finished : 3

Green flag at : 16:39:10 Heat recording start time : 16:30:00  
Finish flag waved at : 17:02:00 Heat recording end time : 17:04:15  
Total time under Green : 22:49 Total of All Laps in Heat : 287  
Number of cautions : 0 Total time under Yellow : 00:00:00  
Number of code-60's : 0 Total time under Code-60 : 00:00:00

### Summary of winners per class

Nr.	Name / Team Name	Fahrzeug	Kls	Schnellste Rd.zeit	In	Schnitt	Rnd	Fahrzeit
34	Ezequiel Iturrioz	HKR EVO2 R	F-ESC	1:36.501	13	135.67	14	22:51.530
113	Johann Flammann	HKR EVO2 R	PrMo	1:39.515	10	131.29	14	23:37.283
118	Ryan van de Lagemaat	KTM 690 Duke	K-DB	1:40.335	11	131.16	14	23:38.685

### Leader history during the Heat

#	Nr.	Lap	to Lap	Name	Fahrzeug
1	34	1	1	Ezequiel Iturrioz	HKR EVO2 R
2	G28	2	2	Arie Vos	KTM 690 Duke
3	34	3	4	Ezequiel Iturrioz	HKR EVO2 R
4	G28	5	5	Arie Vos	KTM 690 Duke
5	2	6	9	Josef Frauenschuh	KTM-JF-Supermono
6	34	10	10	Ezequiel Iturrioz	HKR EVO2 R
7	2	11	13	Josef Frauenschuh	KTM-JF-Supermono
8	34	14	14	Ezequiel Iturrioz	HKR EVO2 R

### Best Lap time history during the Heat

#	Nr.	lap time	in lap	Name	Fahrzeug	time of day
1	34	1:41.338	1	Ezequiel Iturrioz	HKR EVO2 R	16:40:52
2	G28	1:37.634	2	Arie Vos	KTM 690 Duke	16:42:30
3	89	1:37.126	2	David Legalle	J2L BMW/Pami	16:42:32
4	G28	1:36.816	9	Arie Vos	KTM 690 Duke	16:53:56
5	89	1:36.779	11	David Legalle	J2L BMW/Pami	16:57:11
6	34	1:36.501	13	Ezequiel Iturrioz	HKR EVO2 R	17:00:24
7	89	1:36.305	13	David Legalle	J2L BMW/Pami	17:00:24

### Summary of best lap times per class

Nr.	Name / Team Name	Fahrzeug	Kls	Schnellste Rd.zeit	In	Geschw
89	David Legalle	J2L BMW/Pami	F-ESC	1:36.305	13	138.01
118	Ryan van de Lagemaat	KTM 690 Duke	K-DB	1:40.335	11	132.47
113	Johann Flammann	HKR EVO2 R	PrMo	1:39.515	10	133.56

### Summary of number of laps in the lead

#	Nr.	Name	Fahrzeug	# Laps in the lead
1	2	Josef Frauenschuh	KTM-JF-Supermono	7
2	34	Ezequiel Iturrioz	HKR EVO2 R	5
3	G28	Arie Vos	KTM 690 Duke	2