

Battle of the LowLands 2015

European Supermono - Training 1

11 - 12 July 2015

Zolder - 4000 mtr.


Pos	Nbr	Name	Motorcycle	Cls	PI C	Fastest	In	Gap	Diff	Laps	Km/h
1	21	Van De Bunt (NL)	Rotax	SM	1	1:41.490	5			8	141.89
2	58	Lukas Wimmer (AUT)	KTM	SM	2	1:42.907	4	1.417	1.417	8	139.93
3	28	Arie Vos (NL)	KTM	SM	3	1:44.863	6	3.373	1.956	9	137.32
4	72	Christian Schmeink (D)	KTM	SM	4	1:46.764	3	5.274	1.901	7	134.88
5	36	Allan Østli (DK)	Ducati	SM	5	1:47.028	7	5.538	0.264	8	134.54
6	33	Niels Gerritsen (NL)	KTM	SM	6	1:48.121	4	6.631	1.093	7	133.18
7	5	Josef Frauenschuh (AT)	KTM	SM	7	1:48.693	6	7.203	0.572	7	132.48
8	73	Jurgen Schmeink (D)	KTM	SM	8	1:51.222	7	9.732	2.529	8	129.47
9	19	Perry Goldstein (GB)	KTM	SM	9	1:51.337	5	9.847	0.115	7	129.34
10	37	Pfeifer Lutz (D)	Yamaha	SM	10	1:52.023	7	10.533	0.686	8	128.55
11	22	Joris De Man (NL)	Yamaha	SM	11	1:52.037	3	10.547	0.014	4	128.53
12	9	Karl Johann (D)	KTM	SM	12	1:52.372	7	10.882	0.335	8	128.15
13	34	Emiliano Lazzarini (I)	Usqvarna	SM	13	1:52.487	3	10.997	0.115	8	128.01
14	43	Maarten Janssens (B)	MJ	SM	14	1:52.687	5	11.197	0.200	8	127.79
15	98	David Hampton (GB)	Tigcraft	SM	15	1:53.014	8	11.524	0.327	9	127.42
16	133	Armen Hoffmann (B)	650	MBI	1	1:53.277	5	11.787	0.263	8	127.12
17	69	Frank Schouren (NL)	BMW	SM	16	1:53.754	5	12.264	0.477	6	126.59
18	102	Guy Peirs (B)	650	MBI	2	1:53.861	7	12.371	0.107	7	126.47
19	195	Jens Hofman (B)	650	MBI	3	1:54.444	7	12.954	0.583	8	125.83
20	131	Olivier Collet (FR)	650	MBI	4	1:54.488	7	12.998	0.044	8	125.78
21	199	Jerome Lewi (F)	BMW	SM	17	1:54.623	6	13.133	0.135	7	125.63
22	44	Markus Herzig (CH)	Harries	SM	18	1:54.722	5	13.232	0.099	9	125.52
23	177	Renzo Van Der Donckt (B)	650	MBI	5	1:55.031	8	13.541	0.309	8	125.18
24	40	Mario Wilhelm (D)	MZ	SM	19	1:55.212	7	13.722	0.181	7	124.99
25	24	Alexander Michel (D)	MZ	SM	20	1:57.054	3	15.564	1.842	4	123.02
26	90	Franck Delaury (FR)	Honda	SM	21	1:57.312	3	15.822	0.258	6	122.75
27	83	Ryan Vos (NL)	450	MBJ	1	1:59.874	7	18.384	2.562	7	120.13
28	23	Jan Hanhoff (D)	KTM	SM	22	1:59.975	6	18.485	0.101	7	120.03
29	98	Arne De Wintere (B)	450	MBJ	2	2:00.025	7	18.535	0.050	8	119.98
30	63	Kai-uwe Lohrengel (D)	KTM	SM	23	2:05.019	4	23.529	4.994	7	115.18
31	7	Manni Kehrmann (D)	BMW	SM	24	2:17.014	1	35.524	11.995	1	105.10
32	8	Bruno Collin (FR)	TVX	SM	25		0			0	

Fastest time : 1:41.490 in lap 5 by nbr. 21 : Van De Bunt (Rotax)

Publication-time

Results and Laptimes : raceresults.nu

Timekeeping by : RSTime by Timeservice.nl

Koersdirecteur	Steward	Timekeeper	
Kurt Vanborm		Harald Roelse - Timeservice.nl	
Page 1 of 1	Results remain provisional pending technical examination and decisions from the stewards of the meeting		

Battle of the LowLands 2015

European Supermono - Training 1

11 - 12 July 2015

Zolder - 4000 mtr.

SuperMono

Pos	Nbr	Name	Motorcycle	Fastest	In	Gap	Diff	Laps	Km/h
1	21	Van De Bunt (NL)	Rotax	1:41.490	5			8	141.89
2	58	Lukas Wimmer (AUT)	KTM	1:42.907	4	1.417	1.417	8	139.93
3	28	Arie Vos (NL)	KTM	1:44.863	6	3.373	1.956	9	137.32
4	72	Christian Schmeink (D)	KTM	1:46.764	3	5.274	1.901	7	134.88
5	36	Allan Østli (DK)	Ducati	1:47.028	7	5.538	0.264	8	134.54
6	33	Niels Gerritsen (NL)	KTM	1:48.121	4	6.631	1.093	7	133.18
7	5	Josef Frauenschuh (AT)	KTM	1:48.693	6	7.203	0.572	7	132.48
8	73	Jurgen Schmeink (D)	KTM	1:51.222	7	9.732	2.529	8	129.47
9	19	Perry Goldstein (GB)	KTM	1:51.337	5	9.847	0.115	7	129.34
10	37	Pfeifer Lutz (D)	Yamaha	1:52.023	7	10.533	0.686	8	128.55
11	22	Joris De Man (NL)	Yamaha	1:52.037	3	10.547	0.014	4	128.53
12	9	Karl Johann (D)	KTM	1:52.372	7	10.882	0.335	8	128.15
13	34	Emiliano Lazzarini (I)	Usqvarna	1:52.487	3	10.997	0.115	8	128.01
14	43	Maarten Janssens (B)	MJ	1:52.687	5	11.197	0.200	8	127.79
15	98	David Hampton (GB)	Tigcraft	1:53.014	8	11.524	0.327	9	127.42
16	69	Frank Schouren (NL)	BMW	1:53.754	5	12.264	0.740	6	126.59
17	199	Jerome Lewi (F)	BMW	1:54.623	6	13.133	0.869	7	125.63
18	44	Markus Herzig (CH)	Harries	1:54.722	5	13.232	0.099	9	125.52
19	40	Mario Wilhelm (D)	MZ	1:55.212	7	13.722	0.490	7	124.99
20	24	Alexander Michel (D)	MZ	1:57.054	3	15.564	1.842	4	123.02
21	90	Franck Delaury (FR)	Honda	1:57.312	3	15.822	0.258	6	122.75
22	23	Jan Hanhoff (D)	KTM	1:59.975	6	18.485	2.663	7	120.03
23	63	Kai-uwe Lohrengel (D)	KTM	2:05.019	4	23.529	5.044	7	115.18
24	7	Manni Kehrmann (D)	BMW	2:17.014	1	35.524	11.995	1	105.10
25	8	Bruno Collin (FR)	TVX		0			0	

MonoBike Junior

Pos	Nbr	Name	Motorcycle	Fastest	In	Gap	Diff	Laps	Km/h
1	83	Ryan Vos (NL)	450	1:59.874	7			7	120.13
2	98	Arne De Winter (B)	450	2:00.025	7	0.151	0.151	8	119.98

MonoBike Inter


Pos	Nbr	Name	Motorcycle	Fastest	In	Gap	Diff	Laps	Km/h
1	133	Armen Hoffmann (B)	650	1:53.277	5			8	127.12
2	102	Guy Peirs (B)	650	1:53.861	7	0.584	0.584	7	126.47
3	195	Jens Hofman (B)	650	1:54.444	7	1.167	0.583	8	125.83
4	131	Olivier Collet (FR)	650	1:54.488	7	1.211	0.044	8	125.78
5	177	Renzo Van Der Donckt (B)	650	1:55.031	8	1.754	0.543	8	125.18

Fastest time : 1:41.490 in lap 5 by nbr. 21 : Van De Bunt (Rotax)

Results and Laptimes : raceresults.nu

Timekeeping by : RSTime by Timeservice.nl

Publication-time

Koersdirecteur	Steward	Timekeeper	
Kurt Vanborm		Harald Roelse - Timeservice.nl	
Page 1 of 1	Results remain provisional pending technical examination and decisions from the stewards of the meeting		

Battle of the Lowlands 2015

European Supermono - Training 1 Laptimes

11 - 12 July 2015
Zolder - 4000 mtr.

Nbr	Name / Team name	1	2	3	4	5	6	7	8	9	10	11	12	13	14	15
5	Josef Frauenschuh	2:18.856	1:53.868	1:52.405	1:49.469	1:48.857	1:48.693	1:49.058								
7	Manni Kehrmann	2:17.014														
8	Bruno Collin															
9	Karl Johann	2:16.917	2:01.869	1:58.882	1:55.726	1:53.223	1:52.601	1:52.372	2:09.178							
19	Perry Goldstein	3:09.440	1:57.409	1:56.277	1:53.000	1:51.337	1:51.431	2:02.398								
21	Van De Bunt	3:59.198	1:47.957	1:44.164	1:44.553	1:41.490	1:53.590	2:31.597	1:57.505							
22	Joris De Man	2:25.081	1:54.959	1:52.037	1:52.130											
23	Jan Hanhoff	2:19.493	2:06.693	2:01.710	2:00.170	2:02.543	1:59.975	2:00.098								
24	Alexander Michel	2:42.235	1:57.662	1:57.054	2:05.432											
28	Arie Vos	1:55.067	2:16.475	1:47.036	1:45.807	1:45.021	1:44.863	1:51.142	2:29.241	1:56.498						
33	Niels Gerritsen	4:07.264	1:53.244	1:48.832	1:48.121	1:48.258	1:59.064	3:12.598								
34	Emiliano Lazzarini	3:28.381	1:57.493	1:52.487	1:52.652	1:56.812	1:53.046	1:52.790	2:05.619							
36	Allan Østli	3:53.641	1:52.174	1:48.197	1:48.062	1:47.142	1:47.319	1:47.028	1:56.980							
37	Pfeifer Lutz	3:52.917	1:59.348	1:54.511	1:53.005	1:53.384	1:52.243	1:52.023	2:06.212							
40	Mario Wilhelm	2:19.343	2:07.985	2:04.553	2:00.286	1:59.529	1:56.606	1:55.212								
43	Maarten Janssens	2:18.592	1:54.847	1:54.886	1:53.794	1:52.687	1:53.079	1:55.342	2:02.879							
44	Markus Herzig	2:15.844	2:17.552	1:55.543	1:54.840	1:54.722	1:56.500	1:56.600	1:56.071	2:10.629						
58	Lukas Wimmer	2:22.486	1:46.846	1:48.597	1:42.907	1:45.927	1:48.445	2:31.921	1:53.246							
63	Kai-uwe Lohregel	2:21.615	2:10.186	2:06.225	2:05.019	2:06.973	2:05.691	2:12.481								
69	Frank Schouren	2:36.527	1:56.997	2:02.382	1:55.610	1:53.754	2:02.088									
72	Christian Schmeink	2:17.319	1:47.340	1:46.764	1:53.385	4:39.997	1:48.416	2:00.154								
73	Jurgen Schmeink	2:17.414	1:56.204	1:54.044	1:52.641	1:51.720	1:52.177	1:51.222	2:01.217							
83	Ryan Vos	2:18.046	2:03.562	2:01.793	2:01.591	2:02.623	2:00.569	1:59.874								
90	Franck Delaury	4:18.493	2:00.842	1:57.312	1:58.209	1:58.092	1:59.147									
98	David Hampton	2:21.269	2:07.164	2:04.298	1:57.959	1:55.544	1:56.479	1:53.197	1:53.014	2:01.260						
98	Arne De Wintere	2:10.145	2:15.797	2:01.488	2:00.426	2:00.397	2:00.878	2:00.025	2:04.558							
102	Guy Peirs	4:04.996	2:01.540	1:57.665	1:57.069	1:57.923	1:54.397	1:53.861								
131	Olivier Collet	2:18.643	2:06.580	2:03.135	2:09.746	1:58.404	1:56.238	1:54.488	1:59.897							
133	Armen Hoffmann	2:17.268	1:55.936	1:53.928	1:53.408	1:53.277	1:54.101	1:53.848	2:05.529							
177	Renzo Van Der Donckt	2:13.097	2:06.675	2:03.390	2:00.037	1:57.451	1:59.665	1:56.517	1:55.031							
195	Jens Hofman	2:15.504	1:58.004	1:55.930	2:09.788	2:03.403	1:57.040	1:54.444	2:11.020							
199	Jerome Lewi	3:13.514	1:57.617	1:55.992	2:25.832	1:56.043	1:54.623	1:56.444								

Battle of the LowLands 2015

European Supermono - Training 2

11 - 12 July 2015

Zolder - 4000 mtr.


Pos	Nbr	Name	Motorcycle	Cls	PI C	Fastest	In	Gap	Diff	Laps	Km/h
1	58	Lukas Wimmer (AUT)	Kraemer	SM	1	1:40.930	4			8	142.67
2	21	Van De Bunt (NL)	Rotax	SM	2	1:41.666	6	0.736	0.736	9	141.64
3	28	Arie Vos (NL)	KTM	SM	3	1:45.483	5	4.553	3.817	9	136.51
4	72	Christian Schmeink (D)	KTM	SM	4	1:46.366	7	5.436	0.883	8	135.38
5	33	Niels Gerritsen (NL)	KTM	SM	5	1:47.834	3	6.904	1.468	6	133.54
6	7	Manni Kehrmann (D)	Kraemer	SM	6	1:48.081	7	7.151	0.247	9	133.23
7	19	Perry Goldstein (GB)	KTM	SM	7	1:49.026	5	8.096	0.945	7	132.08
8	34	Emiliano Lazzarini (I)	Usqvarna	SM	8	1:49.150	4	8.220	0.124	8	131.93
9	5	Josef Frauenschuh (AT)	KTM	SM	9	1:49.277	5	8.347	0.127	8	131.78
10	73	Jurgen Schmeink (D)	Kraemer	SM	10	1:49.859	6	8.929	0.582	7	131.08
11	9	Karl Johann (D)	KTM	SM	11	1:49.977	6	9.047	0.118	9	130.94
12	43	Maarten Janssens (B)	MJ	SM	12	1:51.398	7	10.468	1.421	8	129.27
13	40	Mario Wilhelm (D)	MZ	SM	13	1:51.415	6	10.485	0.017	8	129.25
14	37	Pfeifer Lutz (D)	Yamaha	SM	14	1:51.770	5	10.840	0.355	9	128.84
15	131	Olivier Collet (FR)	650	MBI	1	1:52.343	4	11.413	0.573	8	128.18
16	177	Renzo Van Der Donckt (B)	650	MBI	2	1:52.432	7	11.502	0.089	8	128.08
17	90	Franck Delaury (FR)	Honda	SM	15	1:52.668	3	11.738	0.236	7	127.81
18	69	Frank Schouren (NL)	BMW	SM	16	1:52.718	5	11.788	0.050	9	127.75
19	102	Guy Peirs (B)	650	MBI	3	1:52.757	6	11.827	0.039	8	127.71
20	36	Allan Østli (DK)	Ducati	SM	17	1:52.876	2	11.946	0.119	2	127.57
21	8	Bruno Collin (FR)	TVX	SM	18	1:52.994	3	12.064	0.118	5	127.44
22	195	Jens Hofman (B)	650	MBI	4	1:53.051	4	12.121	0.057	8	127.38
23	199	Jerome Lewi (F)	BMW	SM	19	1:53.229	6	12.299	0.178	8	127.18
24	133	Armen Hoffmann (B)	650	MBI	5	1:55.055	3	14.125	1.826	6	125.16
25	24	Alexander Michel (D)	MZ	SM	20	1:58.799	3	17.869	3.744	7	121.21
26	198	Arne De Wintere (B)	450	MBJ	1	1:59.058	3	18.128	0.259	8	120.95
27	23	Jan Hanhoff (D)	KTM	SM	21	1:59.689	6	18.759	0.631	7	120.31
28	83	Ryan Vos (NL)	450	MBJ	2	1:59.759	4	18.829	0.070	7	120.24
29	63	Kai-uwe Lohrengel (D)	KTM	SM	22	2:09.880	3	28.950	10.121	6	110.87
30	22	Joris De Man (NL)	Yamaha	SM	23		0			1	0.00
31	98	David Hampton (GB)	Tigcraft	SM	24		0			0	
NS	44	Markus Herzig (CH)	Harries	SM	25		0			0	
NS	85	Ricardo Van Duijn (NL)	KTM	SM	26		0			0	

Fastest time : 1:40.930 in lap 4 by nbr. 58 : Lukas Wimmer (Kraemer)

Publication-time

Results and Laptimes : raceresults.nu

Timekeeping by : RSTime by Timeservice.nl

Koersdirecteur	Steward	Timekeeper	
Kurt Vanborm		Harald Roelse - Timeservice.nl	
Page 1 of 1	Results remain provisional pending technical examination and decisions from the stewards of the meeting		

Battle of the Lowlands 2015

European Supermono - Training 2

11 - 12 July 2015

Zolder - 4000 mtr.

SuperMono

Pos	Nbr	Name	Motorcycle	Fastest	In	Gap	Diff	Laps	Km/h
1	58	Lukas Wimmer (AUT)	Kraemer	1:40.930	4			8	142.67
2	21	Van De Bunt (NL)	Rotax	1:41.666	6	0.736	0.736	9	141.64
3	28	Arie Vos (NL)	KTM	1:45.483	5	4.553	3.817	9	136.51
4	72	Christian Schmeink (D)	KTM	1:46.366	7	5.436	0.883	8	135.38
5	33	Niels Gerritsen (NL)	KTM	1:47.834	3	6.904	1.468	6	133.54
6	7	Manni Kehrmann (D)	Kraemer	1:48.081	7	7.151	0.247	9	133.23
7	19	Perry Goldstein (GB)	KTM	1:49.026	5	8.096	0.945	7	132.08
8	34	Emiliano Lazzarini (I)	Usqvarna	1:49.150	4	8.220	0.124	8	131.93
9	5	Josef Frauenschuh (AT)	KTM	1:49.277	5	8.347	0.127	8	131.78
10	73	Jurgen Schmeink (D)	Kraemer	1:49.859	6	8.929	0.582	7	131.08
11	9	Karl Johann (D)	KTM	1:49.977	6	9.047	0.118	9	130.94
12	43	Maarten Janssens (B)	MJ	1:51.398	7	10.468	1.421	8	129.27
13	40	Mario Wilhelm (D)	MZ	1:51.415	6	10.485	0.017	8	129.25
14	37	Pfeifer Lutz (D)	Yamaha	1:51.770	5	10.840	0.355	9	128.84
15	90	Franck Delaury (FR)	Honda	1:52.668	3	11.738	0.898	7	127.81
16	69	Frank Schouren (NL)	BMW	1:52.718	5	11.788	0.050	9	127.75
17	36	Allan Østli (DK)	Ducati	1:52.876	2	11.946	0.158	2	127.57
18	8	Bruno Collin (FR)	TVX	1:52.994	3	12.064	0.118	5	127.44
19	199	Jerome Lewi (F)	BMW	1:53.229	6	12.299	0.235	8	127.18
20	24	Alexander Michel (D)	MZ	1:58.799	3	17.869	5.570	7	121.21
21	23	Jan Hanhoff (D)	KTM	1:59.689	6	18.759	0.890	7	120.31
22	63	Kai-uwe Lohrengel (D)	KTM	2:09.880	3	28.950	10.191	6	110.87
23	22	Joris De Man (NL)	Yamaha		0			1	0.00
24	98	David Hampton (GB)	Tigcraft		0			0	

MonoBike Junior

Pos	Nbr	Name	Motorcycle	Fastest	In	Gap	Diff	Laps	Km/h
1	198	Arne De Wintere (B)	450	1:59.058	3			8	120.95
2	83	Ryan Vos (NL)	450	1:59.759	4	0.701	0.701	7	120.24

MonoBike Inter


Pos	Nbr	Name	Motorcycle	Fastest	In	Gap	Diff	Laps	Km/h
1	131	Olivier Collet (FR)	650	1:52.343	4			8	128.18
2	177	Renzo Van Der Donckt (B)	650	1:52.432	7	0.089	0.089	8	128.08
3	102	Guy Peirs (B)	650	1:52.757	6	0.414	0.325	8	127.71
4	195	Jens Hofman (B)	650	1:53.051	4	0.708	0.294	8	127.38
5	133	Armen Hoffmann (B)	650	1:55.055	3	2.712	2.004	6	125.16

Fastest time : 1:40.930 in lap 4 by nbr. 58 : Lukas Wimmer (Kraemer)

Results and Laptimes : raceresults.nu

Timekeeping by : RSTime by Timeservice.nl

Publication-time

Koersdirecteur	Steward	Timekeeper	
Kurt Vanborm		Harald Roelse - Timeservice.nl	
Page 1 of 1	Results remain provisional pending technical examination and decisions from the stewards of the meeting		

Battle of the Lowlands 2015

European Supermono - Training 2 Laptimes

11 - 12 July 2015
Zolder - 4000 mtr.

Nbr	Name / Team name	1	2	3	4	5	6	7	8	9	10	11	12	13	14	15
5	Josef Frauenschuh	2:04.943	1:52.175	1:49.657	1:49.638	1:49.277	1:53.511	3:48.643	2:10.684							
7	Manni Kehrmann	2:12.562	1:55.483	1:51.072	1:51.148	1:50.257	1:48.845	1:48.081	1:48.229	2:06.619						
8	Bruno Collin	2:11.196	1:55.189	1:52.994	1:53.739	2:12.473										
9	Karl Johann	2:25.286	2:00.012	1:51.157	1:51.218	1:50.510	1:49.977	1:50.626	1:53.028	2:25.290						
19	Perry Goldstein	2:20.289	1:56.766	1:53.204	1:49.574	1:49.026	1:54.496	1:57.644								
21	Van De Bunt	1:55.801	1:44.057	1:47.243	1:43.774	1:49.824	1:41.666	1:45.906	1:53.397	2:49.080						
22	Joris De Man	2:02.773														
23	Jan Hanhoff	2:18.051	2:04.315	2:01.853	1:59.940	2:00.479	1:59.689	2:12.698								
24	Alexander Michel	2:24.927	2:03.293	1:58.799	1:58.972	2:00.446	1:59.094	2:00.088								
28	Arie Vos	2:04.317	1:47.664	1:45.944	1:46.652	1:45.483	1:45.682	1:45.808	2:09.528	2:21.283						
33	Niels Gerritsen	1:49.540	1:52.084	1:47.834	1:52.075	2:12.510	6:29.997									
34	Emiliano Lazzarini	2:07.656	1:51.115	1:50.458	1:49.150	1:49.666	2:02.666	1:59.481	2:21.364							
36	Allan Østli	2:03.477	1:52.876													
37	Pfeifer Lutz	2:13.300	1:54.926	1:52.850	1:52.298	1:51.770	1:53.020	1:52.216	1:53.189	2:33.034						
40	Mario Wilhelm	2:24.967	1:58.338	1:52.653	2:04.721	1:52.961	1:51.415	2:03.528	3:42.259							
43	Maarten Janssens	1:57.271	1:53.266	1:52.794	1:53.774	1:57.930	1:51.688	1:51.398	1:54.296							
58	Lukas Wimmer	1:47.075	1:42.249	1:43.332	1:40.930	1:51.093	1:47.415	3:27.965	2:19.459							
63	Kai-uwe Lohrengel	2:23.788	2:12.212	2:09.880	2:10.095	2:10.594	2:13.334									
69	Frank Schouren	2:07.650	1:56.423	1:53.139	1:52.921	1:52.718	1:53.101	1:59.086	1:53.008	2:19.774						
72	Christian Schmeink	1:56.427	1:49.113	1:47.013	1:47.882	1:46.973	1:46.390	1:46.366	1:50.540							
73	Jurgen Schmeink	1:58.448	1:53.303	1:50.258	1:50.505	1:49.976	1:49.859	1:54.479								
83	Ryan Vos	2:16.608	2:02.262	2:00.721	1:59.759	1:59.773	2:01.032	2:00.383								
90	Franck Delaury	2:08.485	1:53.338	1:52.668	1:53.583	2:01.060	2:38.200	2:01.840								
98	David Hampton															
102	Guy Peirs	2:05.803	1:54.926	1:54.173	1:53.792	1:54.214	1:52.757	2:28.737	2:26.133							
131	Olivier Collet	2:30.541	1:56.485	1:54.267	1:52.343	1:54.461	2:18.064	1:53.485	2:14.437							
133	Armen Hoffmann	1:56.494	1:55.891	1:55.055	2:04.786	3:07.377	5:06.485									
177	Renzo Van Der Donckt	1:55.297	1:53.816	1:52.979	1:53.175	1:55.801	3:19.994	1:52.432	2:06.076							
195	Jens Hofman	2:01.964	1:56.667	1:54.043	1:53.051	1:53.455	1:53.318	1:55.842	2:27.174							
198	Arne De Wintere	2:04.766	1:59.127	1:59.058	2:00.495	1:59.473	1:59.520	2:01.182	2:17.298							
199	Jerome Lewi	2:07.033	1:55.203	1:54.014	1:56.175	1:54.602	1:53.229	1:53.814	2:20.243							

Battle of the LowLands 2015

Result of the combined Qualifications - European Supermono

11 - 12 July 2015

Zolder - 4000 mtr.



Pos	Nbr	Cls	PIC	Name	Motorcycle	Qual-1	Qual-2	Fastest	Gap
1	58	SM	1	Lukas Wimmer (AUT)	Kraemer	1:42.907	1:40.930	1:40.930	
2	21	SM	2	Van De Bunt (NL)	Rotax	1:41.490	1:41.666	1:41.490	0.560
3	28	SM	3	Arie Vos (NL)	KTM	1:44.863	1:45.483	1:44.863	3.933
4	72	SM	4	Christian Schmeink (D)	KTM	1:46.764	1:46.366	1:46.366	5.436
5	36	SM	5	Allan Østli (DK)	Ducati	1:47.028	1:52.876	1:47.028	6.098
6	33	SM	6	Niels Gerritsen (NL)	KTM	1:48.121	1:47.834	1:47.834	6.904
7	7	SM	7	Manni Kehrmann (D)	Kraemer	2:17.014	1:48.081	1:48.081	7.151
8	5	SM	8	Josef Frauenschuh (AT)	KTM	1:48.693	1:49.277	1:48.693	7.763
9	19	SM	9	Perry Goldstein (GB)	KTM	1:51.337	1:49.026	1:49.026	8.096
10	34	SM	10	Emiliano Lazzarini (I)	Usqvarna	1:52.487	1:49.150	1:49.150	8.220
11	73	SM	11	Jurgen Schmeink (D)	Kraemer	1:51.222	1:49.859	1:49.859	8.929
12	9	SM	12	Karl Johann (D)	KTM	1:52.372	1:49.977	1:49.977	9.047
13	43	SM	13	Maarten Janssens (B)	MJ	1:52.687	1:51.398	1:51.398	10.468
14	40	SM	14	Mario Wilhelm (D)	MZ	1:55.212	1:51.415	1:51.415	10.485
15	37	SM	15	Pfeifer Lutz (D)	Yamaha	1:52.023	1:51.770	1:51.770	10.840
16	22	SM	16	Joris De Man (NL)	Yamaha	1:52.037		1:52.037	11.107
17	131	MBI	1	Olivier Collet (FR)	650	1:54.488	1:52.343	1:52.343	11.413
18	177	MBI	2	Renzo Van Der Donckt (B)	650	1:55.031	1:52.432	1:52.432	11.502
19	90	SM	17	Franck Delaury (FR)	Honda	1:57.312	1:52.668	1:52.668	11.738
20	69	SM	18	Frank Schouren (NL)	BMW	1:53.754	1:52.718	1:52.718	11.788
21	102	MBI	3	Guy Peirs (B)	650	1:53.861	1:52.757	1:52.757	11.827
22	8	SM	19	Bruno Collin (FR)	TVX		1:52.994	1:52.994	12.064
23	98	SM	20	David Hampton (GB)	Tigcraft	1:53.014		1:53.014	12.084
24	195	MBI	4	Jens Hofman (B)	650	1:54.444	1:53.051	1:53.051	12.121
25	199	SM	21	Jerome Lewi (F)	BMW	1:54.623	1:53.229	1:53.229	12.299
26	133	MBI	5	Armen Hoffmann (B)	650	1:53.277	1:55.055	1:53.277	12.347
27	44	SM	22	Markus Herzig (CH)	Harries	1:54.722		1:54.722	13.792
28	24	SM	23	Alexander Michel (D)	MZ	1:57.054	1:58.799	1:57.054	16.124
29	98	MBJ	1	Arne De Wintere (B)	450	2:00.025	1:59.058	1:59.058	18.128
30	23	SM	24	Jan Hanhoff (D)	KTM	1:59.975	1:59.689	1:59.689	18.759
31	83	MBJ	2	Ryan Vos (NL)	450	1:59.874	1:59.759	1:59.759	18.829
32	63	SM	25	Kai-uwe Lohrengel (D)	KTM	2:05.019	2:09.880	2:05.019	24.089
33	85	SM	26	Ricardo Van Duijn (NL)	KTM				

Fastest time : 1:40.930 in lap 4 by nbr. 58 : Lukas Wimmer (Kraemer)

Publication-time

Results and Laptimes : raceresults.nu

Timekeeping by : RSTime by Timeservice.nl

Koersdirecteur	Steward	Timekeeper	
Kurt Vanborm		 Harald Roelse - Timeservice.nl	
Page 1 of 1	Results remain provisional pending technical examination and decisions from the stewards of the meeting		

Battle of the LowLands 2015

11 - 12 July 2015
Zolder - 4000 mtr.

Startgrid - European Supermono - Race 1

Start Time : 16:55 - Heat Duration: 8 Laps

Pos Nbr	Name	Pos Nbr	Name	Pos Nbr	Name	Pos Nbr	Name
---------	------	---------	------	---------	------	---------	------

STARTLINE

Pole Right

Row 1	4	72	Christian Schmeink 1:46.366	3	28	Arie Vos 1:44.863	2	21	Van De Bunt 1:41.490	1	58	Lukas Wimmer 1:40.930
Row 2	8	5	Josef Frauenschuh 1:48.693	7	7	Manni Kehrmann 1:48.081	6	33	Niels Gerritsen 1:47.834	5	36	Allan Østli 1:47.028
Row 3	12	9	Karl Johann 1:49.977	11	73	Jurgen Schmeink 1:49.859	10	34	Emiliano Lazzarini 1:49.150	9	19	Perry Goldstein 1:49.026
Row 4	16	22	Joris De Man 1:52.037	15	37	Pfeifer Lutz 1:51.770	14	40	Mario Wilhelm 1:51.415	13	43	Maarten Janssens 1:51.398
Row 5	20	69	Frank Schouren 1:52.718	19	90	Franck Delaury 1:52.668	18	177	Renzo Van Der Donckt 1:52.432	17	131	Olivier Collet 1:52.343
Row 6	24	195	Jens Hofman 1:53.051	23	98	David Hampton 1:53.014	22	8	Bruno Collin 1:52.994	21	102	Guy Peirs 1:52.757
Row 7	28	24	Alexander Michel 1:57.054	27	44	Markus Herzig 1:54.722	26	133	Armen Hoffmann 1:53.277	25	199	Jerome Lewi 1:53.229
Row 8	32	63	Kai-uwe Lohrenael 2:05.019	31	83	Ryan Vos 1:59.759	30	23	Jan Hanhoff 1:59.689	29	198	Arne De Wintere 1:59.058
Row 9									33	85	Ricardo Van Duijn	

Results and Laptimes : raceresults.nu

Timekeeping by : RSTime by Timeservice.nl

Publication-time

Time Printed : 11-07-2015 - 15:10

Koersdirecteur

Steward

Timekeeper

Kurt Vanborm

Harald Roelse - Timeservice.nl



European Supermono - Race 1

11 - 12 July 2015
Zolder - 4000 mtr.



Pos	Nbr	Name	Motorcycle	Cls	PIC	Gap	Total time	Fastest	In	Avg. Speed
1	58	Lukas Wimmer (AUT)	Kraemer	SM	1	-- 5 laps --	8:34.459	1:41.480	5	139.95
2	21	Van De Bunt (NL)	Rotax	SM	2	3.693	8:38.152	1:41.464	4	138.95
3	28	Arie Vos (NL)	KTM	SM	3	21.668	8:56.127	1:44.566	5	134.29
4	5	Josef Frauenschuh (AT)	KTM	SM	4	22.537	8:56.996	1:45.784	5	134.07
5	72	Christian Schmeink (D)	KTM	SM	5	23.807	8:58.266	1:45.990	4	133.76
6	7	Manni Kehrmann (D)	Kraemer	SM	6	28.108	9:02.567	1:46.334	5	132.70
7	33	Niels Gerritsen (NL)	KTM	SM	7	31.851	9:06.310	1:47.698	4	131.79
8	9	Karl Johann (D)	KTM	SM	8	35.483	9:09.942	1:48.184	4	130.92
9	98	David Hampton (GB)	Tigcraft	SM	9	35.997	9:10.456	1:47.127	4	130.80
10	73	Jurgen Schmeink (D)	Kraemer	SM	10	37.797	9:12.256	1:48.842	2	130.37
11	19	Perry Goldstein (GB)	KTM	SM	11	40.433	9:14.892	1:48.878	4	129.75
12	43	Maarten Janssens (B)	MJ	SM	12	59.846	9:34.305	1:52.681	2	125.36
13	177	Renzo Van Der Donckt (B)	650	MBI	1	1:00.377	9:34.836	1:52.726	4	125.25
14	195	Jens Hofman (B)	650	MBI	2	1:00.710	9:35.169	1:51.851	4	125.18
15	102	Guy Peirs (B)	650	MBI	3	1:01.528	9:35.987	1:52.812	4	125.00
16	69	Frank Schouren (NL)	BMW	SM	13	1:02.420	9:36.879	1:53.103	4	124.80
17	131	Olivier Collet (FR)	650	MBI	4	1:03.416	9:37.875	1:53.559	3	124.59
18	8	Bruno Collin (FR)	TVX	SM	14	1:04.000	9:38.459	1:51.978	2	124.46
19	133	Armen Hoffmann (B)	650	MBI	5	1:04.786	9:39.245	1:53.754	5	124.29
20	44	Markus Herzig (CH)	Harries	SM	15	1:05.764	9:40.223	1:53.371	3	124.09
21	24	Alexander Michel (D)	MZ	SM	16	1:30.303	10:04.762	1:57.959	2	119.05
22	198	Arne De Wintere (B)	450	MBJ	1	-- 4 laps --	8:17.495	2:01.886	4	115.78
23	63	Kai-uwe Lohrengel (D)	KTM	SM	17	14.418	8:31.913	2:05.096	2	112.51
24	23	Jan Hanhoff (D)	KTM	SM	18	20.666	8:38.161	2:01.966	3	111.16
25	34	Emiliano Lazzarini (I)	Usqvarna	SM	19	31.323	8:48.818	1:49.377	2	108.92
26	40	Mario Wilhelm (D)	MZ	SM	20	-- 3 laps --	8:28.769	1:56.289	2	84.91
27	22	Joris De Man (NL)	Yamaha	SM	21	-- 2 laps --	3:49.087	1:49.891	2	125.71
28	36	Allan Østli (DK)	Ducati	SM	22	3.106	3:52.193	1:51.502	2	124.03
29	90	Franck Delaury (FR)	Honda	SM	23				0	
30	199	Jerome Lewi (F)	BMW	SM	24				0	

Fastest time : 1:41.464 in lap 4 by nbr. 21 : Van De Bunt (Rotax)

Results and Laptimes : raceresults.nu

Timekeeping by : RSTime by Timeservice.nl

Publication-time

Koersdirecteur	Steward	Timekeeper	 Harald Roelse - Timeservice.nl	
Kurt Vanborm				
Page 1 of 1	Results remain provisional pending technical examination and decisions from the stewards of the meeting			

European Supermono - Race 1

11 - 12 July 2015

Zolder - 4000 mtr.

SuperMono

Pos	Nbr	Name	Car	Gap	Diff	Total time	Fastest	In
1	58	Lukas Wimmer (AUT)	Kraemer	-- 5 laps --		8:34.459	1:41.480	5
2	21	Van De Bunt (NL)	Rotax	3.693	3.693	8:38.152	1:41.464	4
3	28	Arie Vos (NL)	KTM	21.668	17.975	8:56.127	1:44.566	5
4	5	Josef Frauenschuh (AT)	KTM	22.537	0.869	8:56.996	1:45.784	5
5	72	Christian Schmeink (D)	KTM	23.807	1.270	8:58.266	1:45.990	4
6	7	Manni Kehrmann (D)	Kraemer	28.108	4.301	9:02.567	1:46.334	5
7	33	Niels Gerritsen (NL)	KTM	31.851	3.743	9:06.310	1:47.698	4
8	9	Karl Johann (D)	KTM	35.483	3.632	9:09.942	1:48.184	4
9	98	David Hampton (GB)	Tigcraft	35.997	0.514	9:10.456	1:47.127	4
10	73	Jurgen Schmeink (D)	Kraemer	37.797	1.800	9:12.256	1:48.842	2
11	19	Perry Goldstein (GB)	KTM	40.433	2.636	9:14.892	1:48.878	4
12	43	Maarten Janssens (B)	MJ	59.846	19.413	9:34.305	1:52.681	2
13	69	Frank Schouren (NL)	BMW	1:02.420	2.574	9:36.879	1:53.103	4
14	8	Bruno Collin (FR)	TVX	1:04.000	1.580	9:38.459	1:51.978	2
15	44	Markus Herzig (CH)	Harries	1:05.764	1.764	9:40.223	1:53.371	3
16	24	Alexander Michel (D)	MZ	1:30.303	24.539	10:04.762	1:57.959	2
17	63	Kai-uwe Lohrengel (D)	KTM	-- 4 laps --		8:31.913	2:05.096	2
18	23	Jan Hanhoff (D)	KTM	6.248	6.248	8:38.161	2:01.966	3
19	34	Emiliano Lazzarini (I)	Usqvarna	16.905	10.657	8:48.818	1:49.377	2
20	40	Mario Wilhelm (D)	MZ	-- 3 laps --		8:28.769	1:56.289	2
21	22	Joris De Man (NL)	Yamaha	-- 2 laps --		3:49.087	1:49.891	2
22	36	Allan Østli (DK)	Ducati	3.106	3.106	3:52.193	1:51.502	2
23	90	Franck Delaury (FR)	Honda					0
24	199	Jerome Lewi (F)	BMW					0

MonoBike Junior

Pos	Nbr	Name	Car	Gap	Diff	Total time	Fastest	In
1	198	Arne De Wintere (B)	450	-- 4 laps --		8:17.495	2:01.886	4

MonoBike Inter


Pos	Nbr	Name	Car	Gap	Diff	Total time	Fastest	In
1	177	Renzo Van Der Donckt (B)	650	-- 5 laps --		9:34.836	1:52.726	4
2	195	Jens Hofman (B)	650	0.333	0.333	9:35.169	1:51.851	4
3	102	Guy Peirs (B)	650	1.151	0.818	9:35.987	1:52.812	4
4	131	Olivier Collet (FR)	650	3.039	1.888	9:37.875	1:53.559	3
5	133	Armen Hoffmann (B)	650	4.409	1.370	9:39.245	1:53.754	5

Fastest time : 1:41.464 in lap 4 by nbr. 21 : Van De Bunt (Rotax)

Results and Laptimes : raceresults.nu

Timekeeping by : RSTime by Timeservice.nl

Publication-time

Koersdirecteur	Steward	Timekeeper	
Kurt Vanborm		Harald Roelse - Timeservice.nl	
Page 1 of 1	Results remain provisional pending technical examination and decisions from the stewards of the meeting		

Battle of the LowLands 2015

European Supermono - Race 1 Laptimes

11 - 12 July 2015
Zolder - 4000 mtr.

Nbr	Name / Team name	1	2	3	4	5	6	7	8	9	10	11	12	13	14	15
5	Josef Frauenschuh	1:48.358	1:47.702	1:46.830	1:46.226	1:45.784										
7	Manni Kehrmann	1:51.939	1:47.428	1:47.479	1:47.170	1:46.334										
8	Bruno Collin	1:59.320	1:51.978	1:54.933	1:53.958	1:54.497										
9	Karl Johann	1:53.318	1:48.470	1:48.265	1:48.184	1:49.249										
19	Perry Goldstein	1:55.221	1:49.554	1:49.627	1:48.878	1:49.002										
21	Van De Bunt	1:49.104	1:42.534	1:42.005	1:41.464	1:41.474										
22	Joris De Man	1:55.857	1:49.891													
23	Jan Hanhoff	2:22.721	2:03.714	2:01.966	2:05.172											
24	Alexander Michel	2:03.718	1:57.959	2:00.195	1:58.901	1:59.899										
28	Arie Vos	1:49.957	1:44.771	1:45.851	1:46.653	1:44.566										
33	Niels Gerritsen	1:50.669	1:48.239	1:47.818	1:47.698	1:49.845										
34	Emiliano Lazzarini	1:53.921	1:49.377	1:50.556	3:12.341											
36	Allan Østli	1:56.179	1:51.502													
40	Mario Wilhelm	2:03.450	1:56.289	1:56.393												
43	Maarten Janssens	1:55.777	1:52.681	1:54.620	1:54.599	1:53.704										
44	Markus Herzig	1:59.788	1:55.055	1:53.371	1:53.620	1:54.462										
58	Lukas Wimmer	1:46.163	1:41.898	1:41.737	1:41.890	1:41.480										
63	Kai-uwe Lohrengel	2:09.166	2:05.096	2:05.264	2:06.970											
69	Frank Schouren	1:59.966	1:53.554	1:53.222	1:53.103	1:53.364										
72	Christian Schmeink	1:49.731	1:47.086	1:47.528	1:45.990	1:46.215										
73	Jurgen Schmeink	1:53.189	1:48.842	1:49.091	1:49.178	1:49.242										
90	Franck Delaury	1:59.265	1:53.290	1:52.466	1:53.338	1:53.442										
98	David Hampton	1:55.409	1:48.451	1:47.874	1:47.127	1:47.629										
102	Guy Peirs	1:57.798	1:53.458	1:53.242	1:52.812	1:55.230										
131	Olivier Collet	1:59.365	1:54.050	1:53.559	1:53.891	1:53.624										
133	Armen Hoffmann	1:58.719	1:55.190	1:53.880	1:53.797	1:53.754										
177	Renzo Van Der Donckt	1:57.864	1:53.046	1:54.202	1:52.726	1:53.737										
195	Jens Hofman	1:58.615	1:53.919	1:53.580	1:51.851	1:53.504										
198	Arne De Wintere	2:05.638	2:02.525	2:02.447	2:01.886											
199	Jerome Lewi	2:01.786	1:52.301	1:53.462	1:53.931	1:53.857										

Battle of the LowLands 2015

European Supermono - Race 1

11 - 12 July 2015
Zolder - 4000 mtr.

Lap 1			Lap 2			Lap 3			Lap 4			Lap 5		
Nr.	Behind	Laptime	Nr.	Behind	Laptime	Nr.	Behind	Laptime	Nr.	Behind	Laptime	Nr.	Behind	Laptime
58		1:46.163	58		1:41.898	58		1:41.737	58		1:41.890	58		1:41.480
5	3.000	1:48.358	21	3.857	1:42.534	21	4.125	1:42.005	21	3.699	1:41.464	21	3.693	1:41.474
21	3.221	1:49.104	5	8.804	1:47.702	28	13.819	1:45.851	5	18.233	1:46.226	23	1 LAP	2:05.172
72	3.993	1:49.731	72	9.181	1:47.086	5	13.897	1:46.830	28	18.582	1:46.653	34	1 LAP	3:12.341
33	5.256	1:50.669	28	9.705	1:44.771	72	14.972	1:47.528	72	19.072	1:45.990	28	21.668	1:44.566
7	6.702	1:51.939	33	11.597	1:48.239	33	17.678	1:47.818	7	23.254	1:47.170	5	22.537	1:45.784
28	6.832	1:49.957	7	12.232	1:47.428	7	17.974	1:47.479	33	23.486	1:47.698	72	23.807	1:46.215
9	8.320	1:53.318	9	14.892	1:48.470	9	21.420	1:48.265	9	27.714	1:48.184	7	28.108	1:46.334
73	8.449	1:53.189	73	15.393	1:48.842	73	22.747	1:49.091	98	29.848	1:47.127	33	31.851	1:49.845
34	9.090	1:53.921	34	16.569	1:49.377	98	24.611	1:47.874	73	30.035	1:49.178	9	35.483	1:49.249
19	10.377	1:55.221	19	18.033	1:49.554	34	25.388	1:50.556	19	32.911	1:48.878	98	35.997	1:47.629
43	11.247	1:55.777	98	18.474	1:48.451	19	25.923	1:49.627	43	47.622	1:54.599	73	37.797	1:49.242
22	11.742	1:55.857	22	19.735	1:49.891	43	34.913	1:54.620	102	47.778	1:52.812	19	40.433	1:49.002
98	11.921	1:55.409	43	22.030	1:52.681	102	36.856	1:53.242	177	48.120	1:52.726	43	59.846	1:53.704
36	13.237	1:56.179	36	22.841	1:51.502	177	37.284	1:54.202	195	48.686	1:51.851	177	1:00.377	1:53.737
177	13.671	1:57.864	177	24.819	1:53.046	90	37.807	1:52.466	90	49.255	1:53.338	195	1:00.710	1:53.504
102	13.791	1:57.798	102	25.351	1:53.458	195	38.725	1:53.580	69	50.536	1:53.103	90	1:01.217	1:53.442
195	14.861	1:58.615	8	25.719	1:51.978	8	38.915	1:54.933	8	50.983	1:53.958	102	1:01.528	1:55.230
133	15.170	1:58.719	195	26.882	1:53.919	131	39.271	1:53.559	131	51.272	1:53.891	69	1:02.420	1:53.364
131	15.297	1:59.365	90	27.078	1:53.290	69	39.323	1:53.222	133	52.512	1:53.797	131	1:03.416	1:53.624
8	15.639	1:59.320	131	27.449	1:54.050	133	40.605	1:53.880	44	52.782	1:53.620	8	1:04.000	1:54.497
90	15.686	1:59.265	69	27.838	1:53.554	44	41.052	1:53.371	199	53.494	1:53.931	133	1:04.786	1:53.754
69	16.182	1:59.966	133	28.462	1:55.190	199	41.453	1:53.462	24	1:11.884	1:58.901	44	1:05.764	1:54.462
44	16.261	1:59.788	44	29.418	1:55.055	24	54.873	2:00.195	198	1:24.516	2:01.886	199	1:05.871	1:53.857
199	19.325	2:01.786	199	29.728	1:52.301	198	1:04.520	2:02.447	40	1 LAP	1:56.393	24	1:30.303	1:59.899
24	20.354	2:03.718	24	36.415	1:57.959	63	1:13.854	2:05.264	63	1:38.934	2:06.970			
198	23.183	2:05.638	198	43.810	2:02.525	40	1 LAP	1:56.289						
63	27.129	2:09.166	63	50.327	2:05.096	23	1:21.900	2:01.966						
23	39.855	2:22.721	23	1:01.671	2:03.714									
			40	1 LAP	2:03.450									

European Supermono - Race 2

11 - 12 July 2015
Zolder - 4000 mtr.



Pos	Nbr	Name	Motorcycle	Cls	PIC	Gap	Total time	Fastest	In	Avg. Speed
1	58	Lukas Wimmer (AUT)	Kraemer	SM	1	-- 10 laps --	17:05.921	1:40.853	7	140.36
2	28	Arie Vos (NL)	KTM	SM	2	35.875	17:41.796	1:44.176	8	135.61
3	5	Josef Frauenschuh (AT)	KTM	SM	3	37.079	17:43.000	1:44.828	3	135.46
4	72	Christian Schmeink (D)	KTM	SM	4	39.244	17:45.165	1:45.574	6	135.19
5	33	Niels Gerritsen (NL)	KTM	SM	5	1:03.704	18:09.625	1:46.467	5	132.15
6	98	David Hampton (GB)	Tigcraft	SM	6	1:08.859	18:14.780	1:47.098	10	131.53
7	9	Karl Johann (D)	KTM	SM	7	1:15.187	18:21.108	1:48.651	9	130.77
8	19	Perry Goldstein (GB)	KTM	SM	8	1:38.164	18:44.085	1:48.970	9	128.10
9	73	Jurgen Schmeink (D)	Kraemer	SM	9	1:42.169	18:48.090	1:49.248	4	127.64
10	177	Renzo Van Der Donckt (B)	650	MBI	1	1:43.454	18:49.375	1:51.559	5	127.50
11	131	Olivier Collet (FR)	650	MBI	2	1:46.199	18:52.120	1:51.690	4	127.19
12	43	Maarten Janssens (B)	MJ	SM	10	-- 9 laps --	17:08.835	1:51.039	8	125.96
13	102	Guy Peirs (B)	650	MBI	3	0.433	17:09.268	1:52.035	6	125.91
14	69	Frank Schouren (NL)	BMW	SM	11	3.181	17:12.016	1:51.873	8	125.57
15	37	Pfeifer Lutz (D)	Yamaha	SM	12	4.699	17:13.534	1:52.030	9	125.39
16	195	Jens Hofman (B)	650	MBI	4	7.089	17:15.924	1:53.207	6	125.10
17	44	Markus Herzig (CH)	Harries	SM	13	33.825	17:42.660	1:55.919	9	121.95
18	24	Alexander Michel (D)	MZ	SM	14	34.415	17:43.250	1:55.881	9	121.89
19	199	Jerome Lewi (F)	BMW	SM	15	36.818	17:45.653	1:54.460	4	121.61
20	63	Kai-uwe Lohrengel (D)	KTM	SM	16	1:29.181	18:38.016	2:01.036	3	115.91
NOT CLASSIFIED Classification Limit (0% of 0 laps) = 0 laps										
DNF	34	Emiliano Lazzarini (I)	Usqvarna	SM	17	9 laps	16:33.687	1:49.194	7	130.42
DNF	22	Joris De Man (NL)	Yamaha	SM	18	9 laps	16:34.925	1:48.199	5	130.26
DNF	21	Van De Bunt (NL)	Rotax	SM	19	7 laps	11:56.178	1:40.869	7	140.74
DNF	7	Manni Kehrmann (D)	Kraemer	SM	20	6 laps	10:47.865	1:46.364	5	133.36
DNF	8	Bruno Collin (FR)	TVX	SM	21	6 laps	11:19.618	1:50.304	5	127.13
DNF	85	Ricardo Van Duijn (NL)	KTM	SM	22	6 laps	11:30.265	1:51.008	5	125.16
DNF	133	Armen Hoffmann (B)	650	MBI	5	3 laps	7:55.097	1:56.682	1	90.92
DNF	23	Jan Hanhoff (D)	KTM	SM	23	2 laps	4:12.837	2:02.039	2	113.90
DNF	40	Mario Wilhelm (D)	MZ	SM	24	1 laps	2:59.168		0	80.37

Fastest time : 1:40.853 in lap 7 by nbr. 58 : Lukas Wimmer (Kraemer)

Publication-time

Results and Laptimes : raceresults.nu

Timekeeping by : RSTime by Timeservice.nl

Koersdirecteur	Steward	Timekeeper	 Harald Roelse - Timeservice.nl	
Kurt Vanborm				
Page 1 of 1	Results remain provisional pending technical examination and decisions from the stewards of the meeting			

European Supermono - Race 2

11 - 12 July 2015
Zolder - 4000 mtr.

SuperMono

Pos	Nbr	Name	Car	Gap	Diff	Total time	Fastest	In
1	58	Lukas Wimmer (AUT)	Kraemer	-- 10 laps --		17:05.921	1:40.853	7
2	28	Arie Vos (NL)	KTM	35.875	35.875	17:41.796	1:44.176	8
3	5	Josef Frauenschuh (AT)	KTM	37.079	1.204	17:43.000	1:44.828	3
4	72	Christian Schmeink (D)	KTM	39.244	2.165	17:45.165	1:45.574	6
5	33	Niels Gerritsen (NL)	KTM	1:03.704	24.460	18:09.625	1:46.467	5
6	98	David Hampton (GB)	Tigcraft	1:08.859	5.155	18:14.780	1:47.098	10
7	9	Karl Johann (D)	KTM	1:15.187	6.328	18:21.108	1:48.651	9
8	19	Perry Goldstein (GB)	KTM	1:38.164	22.977	18:44.085	1:48.970	9
9	73	Jurgen Schmeink (D)	Kraemer	1:42.169	4.005	18:48.090	1:49.248	4
10	43	Maarten Janssens (B)	MJ	-- 9 laps --		17:08.835	1:51.039	8
11	69	Frank Schouren (NL)	BMW	3.181	3.181	17:12.016	1:51.873	8
12	37	Pfeifer Lutz (D)	Yamaha	4.699	1.518	17:13.534	1:52.030	9
13	44	Markus Herzig (CH)	Harries	33.825	29.126	17:42.660	1:55.919	9
14	24	Alexander Michel (D)	MZ	34.415	0.590	17:43.250	1:55.881	9
15	199	Jerome Lewi (F)	BMW	36.818	2.403	17:45.653	1:54.460	4
16	63	Kai-uwe Lohrengel (D)	KTM	1:29.181	52.363	18:38.016	2:01.036	3

NOT CLASSIFIED Classification Limit (0% of 0 laps) = 0 laps

DNF	34	Emiliano Lazzarini (I)	Usqvarna	9 laps		16:33.687	1:49.194	7
DNF	22	Joris De Man (NL)	Yamaha	9 laps		16:34.925	1:48.199	5
DNF	21	Van De Bunt (NL)	Rotax	7 laps		11:56.178	1:40.869	7
DNF	7	Manni Kehrmann (D)	Kraemer	6 laps		10:47.865	1:46.364	5
DNF	8	Bruno Collin (FR)	TVX	6 laps		11:19.618	1:50.304	5
DNF	85	Ricardo Van Duijn (NL)	KTM	6 laps		11:30.265	1:51.008	5
DNF	23	Jan Hanhoff (D)	KTM	2 laps		4:12.837	2:02.039	2
DNF	40	Mario Wilhelm (D)	MZ	1 laps		2:59.168		0

MonoBike Inter

Pos	Nbr	Name	Car	Gap	Diff	Total time	Fastest	In
1	177	Renzo Van Der Donckt (B)	650	-- 10 laps --		18:49.375	1:51.559	5
2	131	Olivier Collet (FR)	650	2.745	2.745	18:52.120	1:51.690	4
3	102	Guy Peirs (B)	650	-- 9 laps --		17:09.268	1:52.035	6
4	195	Jens Hofman (B)	650	6.656	6.656	17:15.924	1:53.207	6



NOT CLASSIFIED Classification Limit (0% of 0 laps) = 0 laps

DNF	133	Armen Hoffmann (B)	650	3 laps		7:55.097	1:56.682	1
-----	-----	--------------------	-----	--------	--	----------	----------	---

Fastest time : 1:40.853 in lap 7 by nbr. 58 : Lukas Wimmer (Kraemer)

Results and Laptimes : raceresults.nu

Timekeeping by : RSTime by Timeservice.nl

Koersdirecteur Kurt Vanborm	Steward	Timekeeper  Harald Roelse - Timeservice.nl	Publication-time 
Page 1 of 1	Results remain provisional pending technical examination and decisions from the stewards of the meeting		

Battle of the Lowlands 2015

European Supermono - Race 2 Laptimes

11 - 12 July 2015
Zolder - 4000 mtr.

Nbr	Name / Team name	1	2	3	4	5	6	7	8	9	10	11	12	13	14	15
5	Josef Frauenschuh	1:48.691	1:45.805	1:44.828	1:45.023	1:45.376	1:45.095	1:44.993	1:46.339	1:47.279	1:47.497					
7	Manni Kehrmann	1:52.267	1:47.099	1:46.795	1:46.612	1:46.364	1:46.423									
8	Bruno Collin	1:59.413	1:51.130	1:50.432	1:51.338	1:50.304	1:53.263									
9	Karl Johann	1:53.752	1:49.438	1:49.296	1:49.812	1:49.689	1:49.231	1:49.107	1:49.010	1:48.651	1:50.559					
19	Perry Goldstein	1:54.550	1:50.244	1:49.744	1:49.445	1:49.698	1:49.508	1:50.664	1:49.328	1:48.970	2:08.937					
21	Van De Bunt	1:46.264	1:42.190	1:41.377	1:41.688	1:40.971	1:41.125	1:40.869								
22	Joris De Man	1:56.072	1:50.902	1:49.699	1:49.141	1:48.199	1:48.410	1:49.905	1:49.341	1:49.873						
23	Jan Hanhoff	2:06.222	2:02.039													
24	Alexander Michel	2:03.165	1:56.902	1:56.498	1:58.142	1:57.413	1:57.209	1:57.078	1:56.923	1:55.881						
28	Arie Vos	1:47.626	1:44.337	1:45.146	1:47.650	1:45.762	1:45.366	1:44.327	1:44.176	1:45.257	1:50.621					
33	Niels Gerritsen	1:51.034	1:47.780	1:47.815	1:46.627	1:46.467	1:47.987	1:48.578	1:50.079	1:50.276	1:50.885					
34	Emiliano Lazzarini	1:53.287	1:49.920	1:49.387	1:50.025	1:50.074	1:50.370	1:49.194	1:49.675	1:49.291						
37	Pfeifer Lutz	1:59.789	1:54.191	1:52.991	1:54.882	1:57.467	1:53.775	1:53.317	1:52.065	1:52.030						
40	Mario Wilhelm	2:56.141														
43	Maarten Janssens	2:02.484	1:53.416	1:54.803	1:52.707	1:54.863	1:52.305	1:51.952	1:51.039	1:52.361						
44	Markus Herzig	2:01.983	1:56.887	1:57.330	1:58.070	1:56.687	1:57.280	1:58.567	1:55.999	1:55.919						
58	Lukas Wimmer	1:45.805	1:42.525	1:41.584	1:41.553	1:40.906	1:41.263	1:40.853	1:44.784	1:43.328	1:41.913					
63	Kai-uwe Lohrengel	2:06.566	2:01.880	2:01.036	2:01.924	2:02.759	2:02.917	2:04.445	2:04.513	2:07.230						
69	Frank Schouren	2:00.173	1:53.701	1:52.666	1:55.333	1:55.804	1:52.566	1:53.091	1:51.873	1:53.122						
72	Christian Schmeink	1:50.571	1:45.975	1:45.773	1:45.685	1:46.056	1:45.574	1:45.804	1:46.233	1:45.593	1:46.351					
73	Jurgen Schmeink	1:54.470	1:51.155	1:50.902	1:49.248	1:50.507	1:51.461	1:56.161	1:57.058	1:52.520	1:52.052					
85	Ricardo Van Duijn	1:54.301	1:53.634	1:51.129	1:51.240	1:51.008	2:04.405									
98	David Hampton	1:56.687	1:49.857	1:48.242	1:48.605	1:47.962	1:48.035	1:47.879	1:48.708	1:47.853	1:47.098					
102	Guy Peirs	2:00.088	1:54.990	1:53.786	1:52.771	1:53.449	1:52.035	1:52.311	1:52.394	1:53.923						
131	Olivier Collet	1:58.057	1:53.749	1:52.328	1:51.690	1:51.718	1:52.064	1:51.906	1:52.040	1:52.511	1:52.875					
133	Armen Hoffmann	1:56.682	2:25.498	3:29.171												
177	Renzo Van Der Donckt	1:55.475	1:53.532	1:52.855	1:51.685	1:51.559	1:51.821	1:52.976	1:51.576	1:51.949	1:52.737					
195	Jens Hofman	2:00.826	1:53.974	1:53.744	1:53.776	1:54.422	1:53.207	1:53.291	1:53.598	1:55.324						
199	Jerome Lewi	2:06.859	1:58.039	1:55.688	1:54.460	1:55.786	1:57.252	1:58.818	1:56.259	1:58.107						

Battle of the LowLands 2015

European Supermono - Race 2

11 - 12 July 2015

Zolder - 4000 mtr.

Lap 1			Lap 2			Lap 3			Lap 4			Lap 5			Lap 6			Lap 7			Lap 8			Lap 9			
Nr.	Behind	Laptime	Nr.	Behind	Laptime	Nr.	Behind	Laptime	Nr.	Behind	Laptime	Nr.	Behind	Laptime	Nr.	Behind	Laptime	Nr.	Behind	Laptime	Nr.	Behind	Laptime	Nr.	Behind	Laptime	
58		1:45.805	58		1:42.525	58		1:41.584	58		1:41.553	58		1:40.906	58		1:41.263	58		1:40.853	58		1:44.784	58		1:43.328	
21	0.746	1:46.264	21	0.411	1:42.190	21	0.204	1:41.377	21	0.339	1:41.688	21	0.404	1:40.971	21	0.266	1:41.125	21	0.282	1:40.869	24	1 LAP	1:57.078	44	1 LAP	1:55.999	
28	1.942	1:47.626	28	3.754	1:44.337	28	7.316	1:45.146	28	13.413	1:47.650	5	18.017	1:45.376	63	1 LAP	2:02.759	28	25.846	1:44.327	44	1 LAP	1:58.567	24	1 LAP	1:56.923	
5	3.553	1:48.691	5	6.833	1:45.805	5	10.077	1:44.828	5	13.547	1:45.023	28	18.269	1:45.762	5	21.849	1:45.095	63	1 LAP	2:02.917	199	1 LAP	1:58.818	199	1 LAP	1:56.259	
72	4.909	1:50.571	72	8.359	1:45.975	72	12.548	1:45.773	72	16.680	1:45.685	72	21.830	1:46.056	28	22.372	1:45.366	5	25.989	1:44.993	28	25.238	1:44.176	28	27.167	1:45.257	
33	5.919	1:51.034	33	11.174	1:47.780	7	17.145	1:46.795	7	22.204	1:46.612	7	27.662	1:46.364	72	26.141	1:45.574	72	31.092	1:45.804	5	27.544	1:46.339	5	31.495	1:47.279	
7	7.360	1:52.267	7	11.934	1:47.099	33	17.405	1:47.815	33	22.479	1:46.627	33	28.040	1:46.467	7	32.822	1:46.423	33	42.489	1:48.578	72	32.541	1:46.233	72	34.806	1:45.593	
34	8.539	1:53.287	34	15.934	1:49.920	9	23.728	1:49.296	9	31.987	1:49.812	9	40.770	1:49.689	33	34.764	1:47.987	98	55.225	1:47.879	63	1 LAP	2:04.445	33	54.732	1:50.276	
9	9.103	1:53.752	9	16.016	1:49.438	34	23.737	1:49.387	34	32.209	1:50.025	34	41.377	1:50.074	98	48.199	1:48.035	9	56.992	1:49.107	33	47.784	1:50.079	98	1:03.674	1:47.853	
73	9.814	1:54.470	19	18.054	1:50.244	19	26.214	1:49.744	19	34.106	1:49.445	98	41.427	1:47.962	9	48.738	1:49.231	34	58.825	1:49.194	98	59.149	1:48.708	9	1:06.541	1:48.651	
19	10.335	1:54.550	73	18.444	1:51.155	98	27.319	1:48.242	98	34.371	1:48.605	19	42.898	1:49.698	34	50.484	1:50.370	22	59.815	1:49.905	9	1:01.218	1:49.010	63	1 LAP	2:04.513	
177	11.473	1:55.475	22	20.620	1:50.902	73	27.762	1:50.902	73	35.457	1:49.248	22	43.616	1:48.199	22	50.763	1:48.410	19	1:00.954	1:50.664	34	1:03.716	1:49.675	34	1:09.679	1:49.291	
85	11.637	1:54.301	98	20.661	1:49.857	22	28.735	1:49.699	22	36.323	1:49.141	73	45.058	1:50.507	19	51.143	1:49.508	73	1:10.564	1:56.161	22	1:04.372	1:49.341	22	1:10.917	1:49.873	
22	12.243	1:56.072	177	22.480	1:53.532	85	32.291	1:51.129	85	41.978	1:51.240	85	52.080	1:51.008	73	55.256	1:51.461	177	1:17.217	1:52.976	19	1:05.498	1:49.328	19	1:11.140	1:48.970	
133	13.216	1:56.682	85	22.746	1:53.634	8	33.392	1:50.432	8	43.177	1:51.338	8	52.575	1:50.304	8	1:04.575	1:53.263	131	1:18.798	1:51.906	73	1:22.838	1:57.058	73	1:32.030	1:52.520	
98	13.329	1:56.687	8	24.544	1:51.130	177	33.751	1:52.855	177	43.883	1:51.685	177	54.536	1:51.559	177	1:05.094	1:51.821	102	1:27.055	1:52.311	177	1:24.009	1:51.576	177	1:32.630	1:51.949	
131	14.027	1:58.057	131	25.251	1:53.749	131	35.995	1:52.328	131	46.132	1:51.690	131	56.944	1:51.718	131	1:07.745	1:52.064	43	1:29.539	1:51.952	131	1:26.054	1:52.040	131	1:35.237	1:52.511	
37	15.604	1:59.789	37	27.270	1:54.191	37	38.677	1:52.991	37	52.006	1:54.882	102	1:04.825	1:53.449	85	1:15.222	2:04.405	195	1:31.106	1:53.291	102	1:34.665	1:52.394				
8	15.939	1:59.413	69	27.824	1:53.701	69	38.906	1:52.666	102	52.282	1:52.771	195	1:06.724	1:54.422	102	1:15.597	1:52.035	69	1:31.125	1:53.091	43	1:35.794	1:51.039				
102	16.397	2:00.088	195	28.825	1:53.974	195	40.985	1:53.744	69	52.686	1:55.333	43	1:07.398	1:54.863	43	1:18.440	1:52.305	37	1:33.543	1:53.317	69	1:38.214	1:51.873				
69	16.648	2:00.173	102	28.862	1:54.990	102	41.064	1:53.786	195	53.208	1:53.776	69	1:07.584	1:55.804	195	1:18.668	1:53.207	195	1:39.920	1:53.598	37	1:40.824	1:52.065				
195	17.376	2:00.826	43	29.068	1:53.416	43	42.287	1:54.803	43	53.441	1:52.707	37	1:08.567	1:57.467	69	1:18.887	1:52.566										
43	18.177	2:02.484	44	33.071	1:56.887	44	48.817	1:57.330	133	1 LAP	3:29.171	44	1:21.115	1:56.687	37	1:21.079	1:53.775										
44	18.709	2:01.983	24	34.369	1:56.902	24	49.283	1:56.498	44	1:05.334	1:58.070	199	1:21.437	1:55.786	44	1:37.132	1:57.280										
24	19.992	2:03.165	199	39.546	1:58.039	199	53.650	1:55.688	24	1:05.872	1:58.142	24	1:22.379	1:57.413	199	1:37.426	1:57.252										
23	23.586	2:06.222	23	43.100	2:02.039	63	1:02.907	2:01.036	199	1:06.557	1:54.460				24	1:38.325	1:57.209										
199	24.032	2:06.859	63	43.455	2:01.880				63	1:23.278	2:01.924																
63	24.100	2:06.566	133	56.189	2:25.498																						
40	1:11.956	2:56.141																									

Battle of the LowLands 2015

European Supermono - Race 2

11 - 12 July 2015
Zolder - 4000 mtr.

Lap 10		
Nr.	Behind	Laptime
58		1:41.913
43	1 LAP	1:52.361
102	1 LAP	1:53.923
69	1 LAP	1:53.122
37	1 LAP	1:52.030
195	1 LAP	1:55.324
28	35.875	1:50.621
44	1 LAP	1:55.919
5	37.079	1:47.497
24	1 LAP	1:55.881
72	39.244	1:46.351
199	1 LAP	1:58.107
33	1:03.704	1:50.885
98	1:08.859	1:47.098
9	1:15.187	1:50.559
63	1 LAP	2:07.230
19	1:38.164	2:08.937
73	1:42.169	1:52.052
177	1:43.454	1:52.737
131	1:46.199	1:52.875