



Á

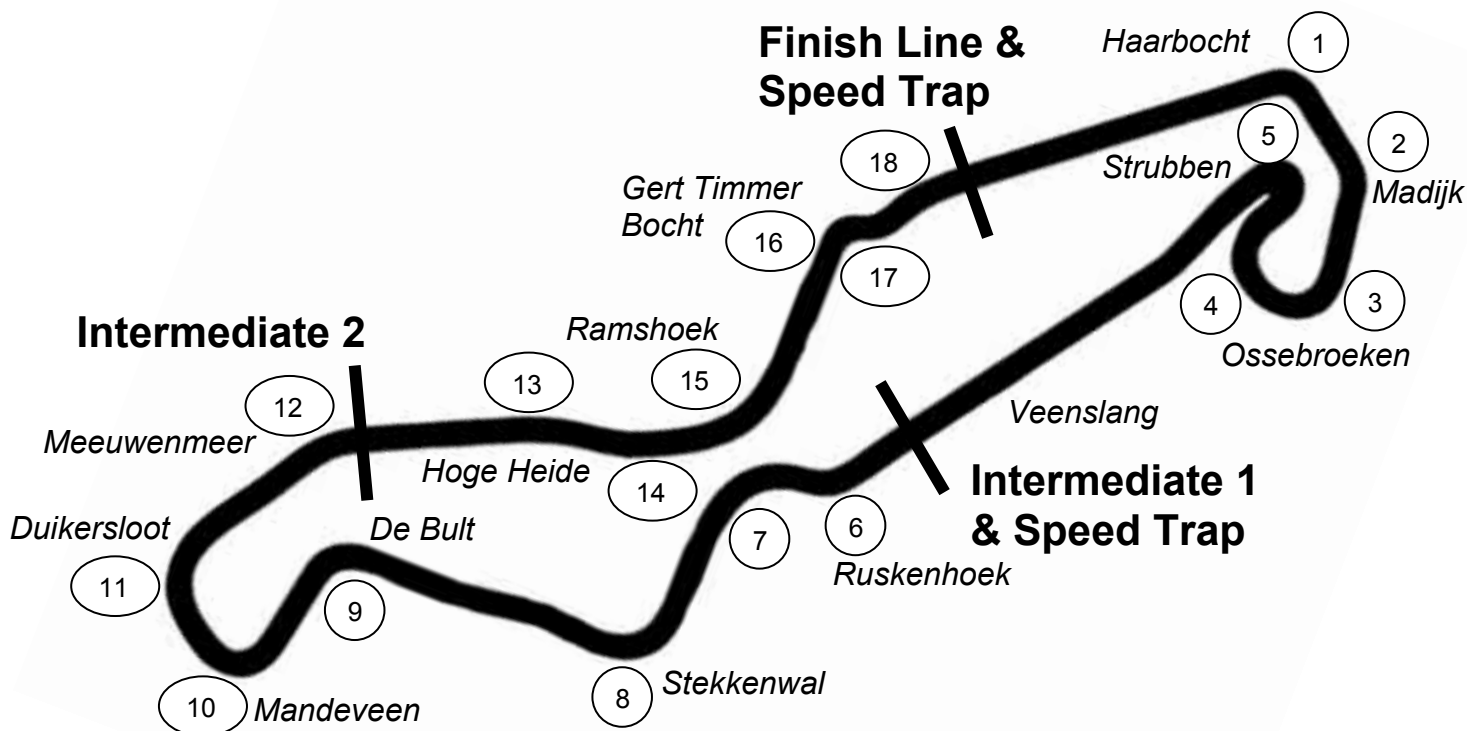
# UEM Supermono Cup

**Assen**

**21st - 23rd September 2012**

Results Provided by Timing Solutions Ltd  
[www.tsl-timing.com](http://www.tsl-timing.com)

# ASSEN



Circuit Length: 2.8223 miles / 4542 metres  
 Intermediate 1: 1624 metres  
 Intermediate 2: 3354 metres  
 Pit In: 4438 metres  
 Pit Out: 287 metres after Finish Line  
 Pit In – Pit Out: 358 metres, @ 60kph = 21.5 seconds, @ 80kph = 16.1 seconds

Lap Records		Best Sector Information					
		Sector 1	S1 Trap (mph)	Sector 2	S2 Trap (mph)	Sector 3	F/L Trap (mph)
Superbikes	To Be Est.	N/A	N/A	N/A	N/A	N/A	N/A
Supersport	To Be Est.	N/A	N/A	N/A	N/A	N/A	N/A
Superstock 1000	To Be Est.	N/A	N/A	N/A	N/A	N/A	N/A
Superstock 600	To Be Est.	N/A	N/A	N/A	N/A	N/A	N/A
Motostar	To Be Est.	N/A	N/A	N/A	N/A	N/A	N/A

All results available at [www.tsl-timing.com](http://www.tsl-timing.com)

# MCRCB BULLETIN TK014

## UEM Supermono Cup

### QUALIFYING 1 - CLASSIFICATION

POS	NO	CL	NAME	ENTRY	TIME	ON	LAPS	GAP	DIFF	MPH
1	8		<b>Sjoerd VAN BUITEN</b>	Ducati 560 -	<b>1:49.438</b>	9	9			92.83
2	45		<b>Stefan MEINERS</b>	Rotax 450 -	<b>1:50.952</b>	10	12	<b>1.514</b>	1.514	91.57
3	1		<b>Alexander VAN DIJK</b>	Over Yamaha 720 -	<b>1:51.207</b>	4	11	<b>1.769</b>	0.255	91.36
4	3		<b>Josef FRAUENSCHUH</b>	KTM 750 - Rox-Energy Headstart MSV Domerberg Fa. L	<b>1:51.277</b>	8	12	<b>1.839</b>	0.070	91.30
5	11		<b>Mike VELTHUIJZEN</b>	Yamaha 780 -	<b>1:51.284</b>	4	8	<b>1.846</b>	0.007	91.29
6	20		<b>Nico KEHRER</b>	KTM 750 - NK20.com	<b>1:51.528</b>	9	13	<b>2.090</b>	0.244	91.09
7	2		<b>Brian SLOOTEN</b>	Bakker DRZ 450 -	<b>1:51.753</b>	3	11	<b>2.315</b>	0.225	90.91
8	7		<b>Manfred KEHRMANN</b>	BMW 720 -	<b>1:52.312</b>	9	11	<b>2.874</b>	0.559	90.46
9	66		<b>Michael VIRAVONGSA</b>	Rotax 450 - Team Jems Racing	<b>1:54.061</b>	7	9	<b>4.623</b>	1.749	89.07
10	10		<b>Jan HANHOFF</b>	KTM 720 - Pirate Racing	<b>1:54.711</b>	11	12	<b>5.273</b>	0.650	88.57
11	6		<b>Allan ØSTLI</b>	Ducati 560 - JSB Racing Denmark	<b>1:54.901</b>	6	13	<b>5.463</b>	0.190	88.42
12	99		<b>Michel CAMPEN</b>	Bakker 720 -	<b>1:54.912</b>	6	11	<b>5.474</b>	0.011	88.41
13	89		<b>David LEGALLE</b>	BMW 720 - BMW / AFAM Rings / Boxer Passion	<b>1:54.928</b>	3	3	<b>5.490</b>	0.016	88.40
14	21		<b>Roy PAS</b>	-	<b>1:55.090</b>	13	13	<b>5.652</b>	0.162	88.28
15	33		<b>Niels GERRITSEN</b>	Yamaha 686 - Han Automotive / Camperpoint	<b>1:55.564</b>	6	9	<b>6.126</b>	0.474	87.91
16	85		<b>John BAKKER</b>	- Novabike TU Delft	<b>1:55.989</b>	6	6	<b>6.551</b>	0.425	87.59
17	18		<b>Libor KAMENICKY</b>	Jawa 624 - H.L.M. Racing Team	<b>1:56.595</b>	12	12	<b>7.157</b>	0.606	87.14
18	24		<b>Alexander MICHEL</b>	MUZ 720 - Motor Michel Racing Team	<b>1:58.926</b>	10	10	<b>9.488</b>	2.331	85.43
19	13		<b>Martin KAMENICKY</b>	Jawa 624 -	<b>1:58.966</b>	11	11	<b>9.528</b>	0.040	85.40
20	36		<b>Jeffrey VERMEULEN</b>	Yamaha 720 -	<b>1:59.033</b>	5	10	<b>9.595</b>	0.067	85.35
21	42		<b>James HOBSON</b>	Honda - Two 4 Motorsport	<b>1:59.327</b>	9	13	<b>9.889</b>	0.294	85.14
22	14		<b>Johannes KEHRER</b>	MZ 720 - Kehrer Racing Team	<b>2:00.856</b>	12	12	<b>11.418</b>	1.529	84.06
23	30		<b>Bob DE BOER</b>	Yamaha 686 - ABC Hekwerk	<b>2:01.707</b>	5	5	<b>12.269</b>	0.851	83.48
24	38		<b>Jan PAVLICEK</b>	Honda 450 -	<b>2:04.070</b>	3	3	<b>14.632</b>	2.363	81.89
25	65		<b>Piet LAAN</b>	Suzuki DR 750 -	<b>2:04.674</b>	10	10	<b>15.236</b>	0.604	81.49
26	37		<b>Lutz PFEIFER</b>	Bimota 650 -	<b>2:05.138</b>	12	12	<b>15.700</b>	0.464	81.19
27	96		<b>Frank SCHOUREN</b>	Suzuki DR 750 - RCB	<b>2:05.371</b>	7	10	<b>15.933</b>	0.233	81.04
28	70		<b>Alex OOMEN</b>	Bimota 650 -	<b>2:09.712</b>	6	6	<b>20.274</b>	4.341	78.32
29	63		<b>Kai-Uwe LOHRENGEL</b>	Yamaha 686 - Dieter Sanchez	<b>2:17.583</b>	6	11	<b>28.145</b>	7.871	73.84
30	32		<b>Josef SVOBODA</b>	Husaberg -		0	1			
31	40		<b>Mario WILHELM</b>	MUZ 660 -		0	1			

Assen

Circuit Length = 2.8223 miles

Start: 11:05 End: 11:32

Weather / Track : Cloudy / Dry

These results are provisional until the conclusion of any judicial and technical matters.

Race Director :	Stewards :	Timekeeper :
-----------------	------------	--------------

www.tsl-timing.com

Printed - 11.33 Friday, 21 September 2012



# MCRCB BULLETIN TK014

## UEM Supermono Cup

### QUALIFYING 1 - SECTOR ANALYSIS

<b>1</b>	<b>Alexander VAN DIJK</b>												
1-	Out	109.8	48.418	28.080	115.3	2:05.166	7-	Out	122.5	43.857	25.728	124.5	4:14.411
2-	45.274	127.1	44.903	26.610	120.5	1:56.787	8-	43.313	131.8	<i>42.668</i>	<i>25.282</i>	<i>124.9</i>	1:51.263
3-	43.538	130.1	43.331	25.834	122.8	1:52.703	9-	42.746	131.6	42.709	26.166	123.5	1:51.621
4-	42.654	132.1	42.789	25.764	123.2	<b>1:51.207</b>	10-	43.033	126.1	43.281	25.968	124.5	1:52.282
5-	<i>42.334</i>	<i>132.6</i>	43.203	25.910	122.2	1:51.447	11-	46.450	131.1	46.208	In		2:11.929 P
6-	47.955	114.5	46.941	In		2:10.866 P							
<b>2</b>	<b>Brian SLOOTEN</b>												
1-	43.737	125.2	43.054	25.902	121.5	1:52.693	7-	44.927	106.4	45.359	26.541	117.4	1:56.827
2-	43.849	123.4	42.736	25.890	121.8	1:52.475	8-	44.426	122.7	43.708	25.914	122.5	1:54.048
3-	<i>43.257</i>	124.7	<i>42.564</i>	25.932	<i>123.9</i>	<b>1:51.753</b>	9-	43.655	123.6	43.677	26.557	119.3	1:53.889
4-	43.306	<i>125.4</i>	42.621	25.986	122.8	1:51.913	10-	43.466	123.4	43.028	25.945	121.8	1:52.439
5-	44.646	120.5	43.606	In		2:04.481 P	11-	43.301	124.5	42.748	<i>25.837</i>	123.5	1:51.886
6-	Out	121.8	43.907	26.818	119.9	4:08.014							
<b>3</b>	<b>Josef FRAUENSCHUH</b> Rox-Energy Headstart MSV Domerberg Fa. Lindhbauer												
1-	Out	111.1	49.341	27.702	124.2	2:05.769	7-	Out	130.1	42.739	26.574	126.7	4:05.779
2-	45.459	130.1	44.961	26.669	<i>127.4</i>	1:57.089	8-	43.155	130.3	42.711	<i>25.411</i>	127.0	<b>1:51.277</b>
3-	44.289	131.1	44.550	26.096	126.3	1:54.935	9-	<i>42.608</i>	131.3	42.916	26.807	126.7	1:52.331
4-	43.258	<i>131.8</i>	44.111	26.424	123.9	1:53.793	10-	43.193	129.8	<i>42.538</i>	25.793	125.9	1:51.524
5-	43.436	123.6	44.264	26.435	124.5	1:54.135	11-	43.603	131.3	44.213	In		2:07.110 P
6-	44.520	130.3	44.047	In		2:08.131 P	12-			In	In		2:10.575 P
<b>6</b>	<b>Allan ØSTLI</b> JSB Racing Denmark												
1-	Out	110.6	49.906	30.484	117.4	2:08.513	8-	43.971	<i>131.3</i>	45.364	27.819	122.8	1:57.154
2-	47.759	128.6	46.594	28.156	120.5	2:02.509	9-	44.340	130.6	44.740	26.864	120.2	1:55.944
3-	44.622	130.3	44.993	26.819	121.2	1:56.434	10-	44.190	129.3	44.354	26.722	120.5	1:55.266
4-	44.501	130.8	45.180	27.522	122.5	1:57.203	11-	43.930	130.3	44.550	<i>26.514</i>	119.6	1:54.994
5-	<i>43.733</i>	130.1	44.242	27.000	115.3	1:54.975	12-	43.738	<i>131.3</i>	44.669	26.570	<i>123.5</i>	1:54.977
6-	43.853	130.6	44.339	26.709	120.2	<b>1:54.901</b>	13-	44.268	130.1	<i>43.826</i>	26.995	113.8	1:55.089
7-	43.855	130.3	45.050	27.554	117.7	1:56.459							
<b>7</b>	<b>Manfred KEHRMANN</b>												
1-	Out	104.7	53.637	32.290	113.3	2:18.329	7-	43.443	<i>131.8</i>	43.286	26.212	124.2	1:52.941
2-	48.583	120.9	48.838	28.648	117.1	2:06.069	8-	43.583	130.6	<i>42.806</i>	26.457	125.6	1:52.846
3-	45.971	128.1	45.202	27.070	120.5	1:58.243	9-	43.518	129.6	42.833	<i>25.961</i>	123.5	<b>1:52.312</b>
4-	44.257	128.8	44.167	26.608	124.5	1:55.032	10-	<i>43.288</i>	129.3	45.290	27.393	119.3	1:55.971
5-	43.610	129.6	43.389	26.528	121.8	1:53.527	11-	45.577	120.9	45.072	28.137	116.5	1:58.786
6-	43.671	130.3	43.593	26.798	<i>125.9</i>	1:54.062							
<b>8</b>	<b>Sjoerd VAN BUITEN</b>												
1-	Out	116.1	46.281	26.491	121.8	1:58.458	6-	42.945	128.8	42.445	25.334	123.2	1:50.724
2-	43.699	130.1	43.627	25.926	122.5	1:53.252	7-	<i>42.292</i>	130.8	42.123	26.371	115.3	1:50.786
3-	42.735	<i>131.6</i>	44.316	27.498	119.9	1:54.549	8-	46.737	119.6	46.546	28.889	124.2	2:02.172
4-	42.915	130.6	43.858	In		1:59.644 P	9-	42.471	130.1	<i>41.803</i>	<i>25.164</i>	<i>124.9</i>	<b>1:49.438</b>
5-	Out	117.9	47.917	29.725	122.2	7:35.749							
<b>10</b>	<b>Jan HANHOFF</b> Pirate Racing												
1-	Out	96.6	56.262	31.937	111.0	2:25.966	7-	47.153	117.5	46.937	In		2:12.674 P
2-	49.900	116.1	49.009	29.692	113.0	2:08.601	8-	Out	122.7	45.792	27.016	118.0	3:34.304
3-	48.484	120.5	45.933	28.368	117.7	2:02.785	9-	44.429	123.6	44.884	26.654	116.5	1:55.967
4-	46.129	125.0	45.484	27.689	117.1	1:59.302	10-	<i>44.137</i>	125.4	43.925	26.831	119.3	1:54.893
5-	45.198	124.3	44.382	26.969	118.0	1:56.549	11-	44.214	125.7	43.854	<i>26.643</i>	119.9	<b>1:54.711</b>
6-	44.949	125.2	43.721	26.785	117.7	1:55.455	12-	44.246	<i>126.6</i>	<i>43.282</i>	27.222	<i>121.8</i>	1:54.750
<b>11</b>	<b>Mike VELTHUIJZEN</b>												
1-	Out	109.5	49.190	27.809	123.2	2:04.546	5-	47.215	113.9	50.621	In		2:20.273 P
2-	46.041	122.7	45.322	26.608	127.0	1:57.971	6-	Out	122.0	48.596	28.386	125.9	6:11.088
3-	42.933	<i>137.2</i>	43.273	25.897	<i>128.5</i>	1:52.103	7-	46.733	101.7	50.380	In		2:16.982 P
4-	<i>42.638</i>	136.1	<i>42.866</i>	<i>25.780</i>	126.7	<b>1:51.284</b>	8-			In	In		6:11.119 P

Weather / Track : Cloudy / Dry

Assen  
Circuit Length = 2.8223 miles  
Start: 11:05 End: 11:32

# MCRCB BULLETIN TK014

## UEM Supermono Cup

### QUALIFYING 1 - SECTOR ANALYSIS

<b>13</b>	<b>Martin KAMENICKY</b>												
1-	Out	73.9	56.411	32.803	95.3	2:27.875	7-	47.275	115.3	46.116	28.421	108.3	2:01.812
2-	54.797	97.0	51.218	31.150	96.5	2:17.165	8-	47.822	117.3	46.011	30.901	102.0	2:04.734
3-	51.193	104.9	50.587	30.308	106.0	2:12.088	9-	50.841	89.4	49.187	30.287	109.7	2:10.315
4-	50.005	103.9	49.128	In		2:21.355 P	10-	51.883	87.4	49.227	27.960	<b>114.4</b>	2:09.070
5-	Out	117.5	46.950	28.900	109.7	3:36.788	11-	<b>45.806</b>	116.9	<b>45.523</b>	<b>27.637</b>	112.1	<b>1:58.966</b>
6-	46.794	<b>118.6</b>	46.902	27.959	107.3	2:01.655							
<b>14</b>	<b>Johannes KEHRER</b> Kehrer Racing Team												
1-	Out	95.3	56.720	35.136	92.5	2:27.295	7-	47.736	115.7	47.762	28.742	114.1	2:04.240
2-	53.366	105.4	52.497	30.985	113.3	2:16.848	8-	47.513	118.1	48.694	29.337	114.1	2:05.544
3-	49.970	110.6	49.894	30.439	114.4	2:10.303	9-	46.700	<b>122.2</b>	47.076	28.646	115.9	2:02.422
4-	49.074	111.8	49.035	29.344	112.1	2:07.453	10-	46.321	120.9	46.977	28.228	112.7	2:01.526
5-	47.927	117.1	48.491	29.532	113.5	2:05.950	11-	46.354	121.1	47.352	28.341	116.5	2:02.047
6-	48.589	120.3	47.407	28.664	115.6	2:04.660	12-	<b>46.129</b>	118.4	<b>46.671</b>	<b>28.056</b>	<b>116.8</b>	<b>2:00.856</b>
<b>18</b>	<b>Libor KAMENICKY</b> H.L.M. Racing Team												
1-	Out	105.7	57.153	33.718	85.8	2:31.387	7-	Out	121.8	45.952	27.708	115.0	3:09.912
2-	55.321	104.4	49.983	28.502	115.0	2:13.806	8-	45.630	124.0	47.071	27.148	115.3	1:59.849
3-	45.336	<b>125.0</b>	46.788	27.558	115.6	1:59.682	9-	45.158	121.8	45.768	27.110	<b>117.1</b>	1:58.036
4-	45.172	123.4	46.120	27.480	115.6	1:58.772	10-	44.631	122.5	45.346	27.148	115.0	1:57.125
5-	44.878	123.8	45.507	27.581	112.4	1:57.966	11-	44.789	122.7	45.469	27.727	116.5	1:57.985
6-	46.875	102.3	49.201	In		2:18.001 P	12-	<b>44.598</b>	122.2	<b>44.904</b>	<b>27.093</b>	<b>117.1</b>	<b>1:56.595</b>
<b>20</b>	<b>Nico KEHRER</b> NK20.com												
1-	Out	109.7	49.899	28.541	122.5	2:09.698	8-	44.364	127.8	43.430	26.766	122.8	1:54.560
2-	45.811	<b>129.8</b>	45.433	26.770	123.2	1:58.014	9-	<b>43.254</b>	127.3	<b>42.521</b>	<b>25.753</b>	123.2	<b>1:51.528</b>
3-	53.089	61.3	52.573	32.710	122.5	2:18.372	10-	43.298	127.1	42.909	26.156	122.2	1:52.363
4-	44.149	127.6	43.939	26.435	123.9	1:54.523	11-	43.545	128.3	42.940	25.908	123.5	1:52.393
5-	43.906	125.2	43.850	26.322	<b>124.2</b>	1:54.078	12-	43.613	127.8	50.836	37.766	119.6	2:12.215
6-	44.792	128.3	44.108	27.985	122.5	1:56.885	13-	43.831	125.9	42.832	25.903	<b>124.2</b>	1:52.566
7-	44.233	124.5	43.104	26.148	120.5	1:53.485							
<b>21</b>	<b>Roy PAS</b>												
1-	Out	124.0	51.635	31.183	116.8	2:10.580	8-	44.742	122.9	44.333	27.269	<b>120.5</b>	1:56.344
2-	49.538	114.3	48.519	29.128	118.3	2:07.185	9-	44.449	122.9	44.205	27.132	118.9	1:55.786
3-	47.012	<b>125.0</b>	46.640	28.190	118.6	2:01.842	10-	44.484	122.5	45.443	27.124	119.9	1:57.051
4-	45.460	<b>125.0</b>	45.753	27.851	118.9	1:59.064	11-	<b>44.388</b>	123.6	44.026	26.888	118.0	1:55.302
5-	45.202	124.7	45.184	27.297	119.9	1:57.683	12-	46.572	122.7	43.902	26.871	120.2	1:57.345
6-	45.096	124.3	45.215	27.300	119.9	1:57.611	13-	44.621	121.1	<b>43.768</b>	<b>26.701</b>	119.9	<b>1:55.090</b>
7-	45.396	120.7	45.303	27.300	119.3	1:57.999							
<b>24</b>	<b>Alexander MICHEL</b> Motor Michel Racing Team												
1-	55.034	93.7	53.003	31.272	103.1	2:19.309	6-	46.833	116.1	47.200	In		2:17.331 P
2-	50.837	111.8	48.572	30.069	106.5	2:09.478	7-	Out	107.4	48.203	29.094	108.3	4:07.945
3-	48.280	113.6	48.048	29.394	111.3	2:05.722	8-	47.181	117.9	46.566	28.518	117.4	2:02.265
4-	48.140	112.6	48.057	28.951	112.1	2:05.148	9-	46.008	121.4	47.938	28.015	<b>118.6</b>	2:01.961
5-	47.120	116.5	47.362	28.483	112.7	2:02.965	10-	<b>45.414</b>	<b>124.3</b>	<b>45.610</b>	<b>27.902</b>	116.5	<b>1:58.926</b>
<b>30</b>	<b>Bob DE BOER</b> ABC Hekwerk												
1-	Out	101.4	55.419	31.337	108.9	2:17.577	4-	49.025	118.1	48.323	28.412	113.3	2:05.760
2-	50.814	113.4	50.720	30.557	105.5	2:12.091	5-	<b>47.230</b>	<b>120.5</b>	<b>46.286</b>	<b>28.191</b>	113.0	<b>2:01.707</b>
3-	48.393	117.7	48.603	28.846	<b>113.8</b>	2:05.842							
<b>32</b>	<b>Josef SVOBODA</b>												
1-	Out	<b>86.0</b>	<b>1:00.702</b>	<b>33.331</b>	<b>102.9</b>	2:30.225							
<b>33</b>	<b>Niels GERRITSEN</b> Han Automotive / Camperpoint												
1-	47.052	116.5	46.130	28.265	<b>113.8</b>	2:01.447	6-	<b>44.436</b>	120.1	<b>44.256</b>	<b>26.872</b>	<b>113.8</b>	<b>1:55.564</b>
2-	46.315	118.1	44.903	27.295	111.3	1:58.513	7-	45.126	119.4	44.836	In		2:11.770 P
3-	44.752	120.7	45.335	27.521	113.5	1:57.608	8-	Out	117.1	47.088	27.717	<b>113.8</b>	3:27.036

Weather / Track : Cloudy / Dry

Assen  
Circuit Length = 2.8223 miles  
Start: 11:05 End: 11:32

# MCRCB BULLETIN TK014

## UEM Supermono Cup

### QUALIFYING 1 - SECTOR ANALYSIS

4-	45.103	120.1	44.470	27.406	112.7	1:56.979	9-	45.341	120.5	45.449	In	2:13.151	P
5-	44.811	<i>121.1</i>	44.922	27.101	112.7	1:56.834							
<b>36</b>	<b>Jeffrey VERMEULEN</b>												
1-	Out	114.5	51.355	28.898	<i>117.7</i>	2:11.425	6-	<i>45.442</i>	121.6	46.051	28.158	113.8	1:59.651
2-	46.323	<i>122.7</i>	47.195	28.380	117.4	2:01.898	7-	45.526	121.4	46.168	28.044	113.8	1:59.738
3-	46.194	<i>122.7</i>	47.012	28.044	116.5	2:01.250	8-	46.174	120.9	47.068	27.879	115.3	2:01.121
4-	45.825	121.8	46.795	27.958	115.6	2:00.578	9-	45.537	120.9	46.122	27.862	115.6	1:59.521
5-	45.750	121.1	<i>45.921</i>	<i>27.362</i>	116.5	<b>1:59.033</b>	10-	54.114	90.4	51.790	In		2:34.784
<b>37</b>	<b>Lutz PFEIFER</b>												
1-	Out	83.7	55.329	33.536	109.1	2:24.268	7-	48.296	114.9	49.241	29.592	115.3	2:07.129
2-	53.139	95.3	53.531	32.152	113.3	2:18.822	8-	47.884	117.9	48.562	<i>29.013</i>	116.2	2:05.459
3-	50.075	116.1	51.768	30.457	115.6	2:12.300	9-	47.565	120.3	48.435	29.313	115.0	2:05.313
4-	48.654	122.0	48.400	29.721	115.0	2:06.775	10-	47.973	119.8	48.539	29.904	115.9	2:06.416
5-	48.088	119.8	48.656	29.682	114.1	2:06.426	11-	47.820	<i>122.7</i>	48.558	29.109	<i>118.3</i>	2:05.487
6-	47.918	120.3	48.468	30.577	115.3	2:06.963	12-	<i>47.497</i>	120.9	<i>47.976</i>	29.665	114.1	<b>2:05.138</b>
<b>38</b>	<b>Jan PAVLICEK</b>												
1-	55.634	109.5	52.172	31.721	<i>114.4</i>	2:19.527	3-	<i>47.041</i>	116.7	48.003	<i>29.026</i>	111.6	<b>2:04.070</b>
2-	47.077	<i>117.1</i>	<i>47.689</i>	30.405	113.0	2:05.171							
<b>40</b>	<b>Mario WILHELM</b>												
1-	Out	<i>103.1</i>	<i>52.187</i>	<i>30.637</i>	<i>104.1</i>	2:15.514							
<b>42</b>	<b>James HOBSON</b> Two 4 Motorsport												
1-	Out	120.1	50.927	28.917	115.0	2:08.555	8-	46.338	119.8	46.342	28.177	115.6	2:00.857
2-	47.124	<i>121.1</i>	47.535	27.840	114.1	2:02.499	9-	<i>45.292</i>	119.4	46.215	27.820	114.1	<b>1:59.327</b>
3-	46.333	<i>121.1</i>	46.686	27.699	113.5	2:00.718	10-	46.050	119.0	46.073	27.608	113.3	1:59.731
4-	46.311	120.9	46.563	27.870	113.3	2:00.744	11-	45.792	119.6	46.297	<i>27.569</i>	115.0	1:59.658
5-	45.886	120.7	46.256	27.671	113.0	1:59.813	12-	45.401	119.4	46.791	27.610	114.7	1:59.802
6-	46.090	120.5	46.779	27.777	<i>116.5</i>	2:00.646	13-	45.898	117.9	<i>45.790</i>	27.676	115.0	1:59.364
7-	45.554	120.9	46.859	27.650	112.7	2:00.063							
<b>45</b>	<b>Stefan MEINERS</b>												
1-	Out	124.3	45.872	26.649	120.9	1:57.866	7-	42.634	128.3	43.392	<i>25.816</i>	121.2	1:51.842
2-	47.076	124.5	43.608	26.031	121.2	1:56.715	8-	42.699	125.4	43.871	In		2:01.153
3-	43.397	126.9	43.120	26.720	118.6	1:53.237	9-	Out	80.7	45.698	26.543	118.6	2:45.510
4-	42.979	127.3	42.860	26.147	120.9	1:51.986	10-	42.615	127.8	<i>42.414</i>	25.923	<i>123.5</i>	<b>1:50.952</b>
5-	43.167	128.1	43.262	26.746	119.9	1:53.175	11-	<i>42.576</i>	<i>129.3</i>	43.943	26.314	120.5	1:52.833
6-	42.932	125.9	42.900	25.830	121.2	1:51.662	12-	43.610	124.5	42.618	25.841	120.9	1:52.069
<b>63</b>	<b>Kai-Uwe LOHRENGEL</b> Dieter Sanchez												
1-	Out	<i>104.0</i>	56.786	34.257	96.9	2:23.936	7-	53.456	93.2	52.610	33.318	96.7	2:19.384
2-	55.461	96.1	54.316	33.524	<i>98.2</i>	2:23.301	8-	53.378	101.2	51.813	32.596	92.3	2:17.787
3-	53.334	100.0	53.913	33.415	96.3	2:20.662	9-	52.761	98.0	52.950	33.625	95.5	2:19.336
4-	54.260	100.6	53.254	33.040	95.7	2:20.554	10-	53.449	86.3	54.794	34.233	95.7	2:22.476
5-	54.722	101.4	52.429	<i>32.492</i>	97.1	2:19.643	11-	53.173	103.2	<i>51.803</i>	33.000	97.1	2:17.976
6-	<i>52.177</i>	103.4	52.538	32.868	96.9	<b>2:17.583</b>							
<b>65</b>	<b>Piet LAAN</b>												
1-	Out	81.5	55.156	31.896	112.4	2:23.062	6-	48.657	<i>118.6</i>	47.867	29.270	111.6	2:05.794
2-	53.672	76.1	54.656	31.006	109.4	2:19.334	7-	48.387	113.9	48.350	29.407	111.3	2:06.144
3-	49.855	113.7	51.683	30.400	111.0	2:11.938	8-	48.957	113.6	49.402	29.551	109.9	2:07.910
4-	49.873	113.7	49.337	29.166	112.4	2:08.376	9-	48.983	115.7	48.201	29.644	108.9	2:06.828
5-	48.743	115.5	48.441	29.413	<i>113.5</i>	2:06.597	10-	48.047	117.3	<i>47.533</i>	<i>29.094</i>	111.3	<b>2:04.674</b>
<b>66</b>	<b>Michael VIRAVONGSA</b> Team Jems Racing												
1-	Out	103.7	49.180	28.415	122.8	2:06.345	6-	Out	<i>133.2</i>	45.239	27.501	126.3	3:09.301
2-	45.448	128.3	44.987	27.939	122.5	1:58.374	7-	43.240	131.3	43.990	26.831	127.0	<b>1:54.061</b>
3-	44.682	131.3	44.208	27.369	<i>128.1</i>	1:56.259	8-	43.701	129.6	<i>43.881</i>	<i>26.679</i>	125.9	1:54.261
4-	43.817	132.9	43.928	27.139	127.4	1:54.884	9-	<i>43.097</i>	129.3	46.685	In		2:15.233

Weather / Track : Cloudy / Dry

Assen  
Circuit Length = 2.8223 miles  
Start: 11:05 End: 11:32

# MCRCB BULLETIN TK014

## UEM Supermono Cup

### QUALIFYING 1 - SECTOR ANALYSIS

5-	46.646	127.8	47.702	In	2:16.142	P							
<b>70</b>	<b>Alex OOMEN</b>												
1-	52.878	114.5	53.661	31.103	110.5	2:17.642	4-	49.771	117.3	50.378	30.874	101.0	2:11.023
2-	50.308	<i>119.8</i>	1:10.838	31.274	108.3	2:32.420	5-	50.721	117.1	54.617	32.635	111.3	2:17.973
3-	50.951	114.1	51.472	30.358	111.3	2:12.781	6-	<i>49.607</i>	117.5	<i>50.100</i>	<i>30.005</i>	<i>112.4</i>	<b>2:09.712</b>
<b>85</b>	<b>John BAKKER</b> <span style="float: right;">Novabike TU Delft</span>												
1-	Out	106.7	54.547	30.430	111.3	2:23.138	4-	45.259	120.5	44.626	27.014	<i>117.1</i>	1:56.899
2-	49.713	118.6	47.585	28.177	113.8	2:05.475	5-	45.079	121.4	<i>44.313</i>	26.784	114.4	1:56.176
3-	45.882	121.4	45.923	27.470	116.2	1:59.275	6-	<i>44.754</i>	<i>122.0</i>	44.622	<i>26.613</i>	114.4	<b>1:55.989</b>
<b>89</b>	<b>David LEGALLE</b> <span style="float: right;">BMW / AFAM Rings / Boxer Passion</span>												
1-	Out	101.1	51.233	28.741	122.5	2:09.043	3-	44.048	133.4	<i>44.110</i>	<i>26.770</i>	<i>126.7</i>	<b>1:54.928</b>
2-	45.633	127.8	45.422	27.346	123.9	1:58.401							
<b>96</b>	<b>Frank SCHOUREN</b> <span style="float: right;">RCB</span>												
1-	Out	89.7	57.220	34.178	103.1	2:27.384	6-	48.296	109.7	48.145	29.694	105.5	2:06.135
2-	53.020	107.0	52.190	30.836	104.3	2:16.046	7-	48.044	<i>110.2</i>	<i>47.809</i>	<i>29.518</i>	103.1	<b>2:05.371</b>
3-	49.183	109.7	50.378	30.877	104.1	2:10.438	8-	48.032	106.0	48.691	In		2:17.646 P
4-	49.374	107.7	50.116	29.988	<i>106.8</i>	2:09.478	9-	Out	97.8	50.701	30.068	106.3	3:37.879
5-	48.497	106.9	49.363	29.971	105.3	2:07.831	10-	<i>47.522</i>	109.1	55.474	In		2:41.671 P
<b>99</b>	<b>Michel CAMPEN</b>												
1-	Out	111.8	49.746	29.495	115.9	2:07.502	7-	46.614	122.2	44.584	<i>26.777</i>	122.2	1:57.975
2-	48.090	125.4	45.513	27.708	120.2	2:01.311	8-	44.958	125.0	44.071	26.961	120.2	1:55.990
3-	45.071	126.4	44.593	27.353	<i>122.8</i>	1:57.017	9-	54.988	124.7	44.520	27.153	119.6	2:06.661
4-	44.995	<i>127.8</i>	47.056	In		2:15.793 P	10-	44.602	125.2	44.097	27.327	117.4	1:56.026
5-	Out	126.9	45.669	26.938	119.9	3:32.149	11-	44.585	125.2	<i>43.641</i>	28.059	116.8	1:56.285
6-	<i>44.140</i>	126.1	43.832	26.940	120.9	<b>1:54.912</b>							

Weather / Track : Cloudy / Dry

Assen  
Circuit Length = 2.8223 miles  
Start: 11:05 End: 11:32

# MCRCB BULLETIN TK015

## UEM Supermono Cup

### QUALIFYING 1 - SPEED TRAPS

SECTOR 1				SECTOR 2			FINISH LINE			
POS	NO	NAME	MPH	NO	NAME	MPH	NO	NAME	MPH	
1	11	Mike VELTHUIJZEN	137.2				11	Mike VELTHUIJZEN	128.5	
2	89	David LEGALLE	134.2				66	Michael VIRAVONGSA	128.1	
3	66	Michael VIRAVONGSA	133.2				3	Josef FRAUENSCHUH	127.4	
4	1	Alexander VAN DIJK	132.6				89	David LEGALLE	126.7	
5	3	Josef FRAUENSCHUH	131.8				7	Manfred KEHRMANN	125.9	
6	7	Manfred KEHRMANN	131.8				1	Alexander VAN DIJK	124.9	
7	8	Sjoerd VAN BUITEN	131.6				8	Sjoerd VAN BUITEN	124.9	
8	6	Allan ØSTLI	131.3				20	Nico KEHRER	124.2	
9	20	Nico KEHRER	129.8				2	Brian SLOOTEN	123.9	
10	45	Stefan MEINERS	129.3				6	Allan ØSTLI	123.5	
11	99	Michel CAMPEN	127.8				45	Stefan MEINERS	123.5	
12	10	Jan HANHOFF	126.6				99	Michel CAMPEN	122.8	
13	2	Brian SLOOTEN	125.4				10	Jan HANHOFF	121.8	
14	18	Libor KAMENICKY	125.0				21	Roy PAS	120.5	
15	21	Roy PAS	125.0				24	Alexander MICHEL	118.6	
16	24	Alexander MICHEL	124.3				37	Lutz PFEIFER	118.3	
17	36	Jeffrey VERMEULEN	122.7				36	Jeffrey VERMEULEN	117.7	
18	37	Lutz PFEIFER	122.7				18	Libor KAMENICKY	117.1	
19	14	Johannes KEHRER	122.2				85	John BAKKER	117.1	
20	85	John BAKKER	122.0				14	Johannes KEHRER	116.8	
21	33	Niels GERRITSEN	121.1				42	James HOBSON	116.5	
22	42	James HOBSON	121.1				13	Martin KAMENICKY	114.4	
23	30	Bob DE BOER	120.5				38	Jan PAVLICEK	114.4	
24	70	Alex OOMEN	119.8				30	Bob DE BOER	113.8	
25	13	Martin KAMENICKY	118.6				33	Niels GERRITSEN	113.8	
26	65	Piet LAAN	118.6				65	Piet LAAN	113.5	
27	38	Jan PAVLICEK	117.1				70	Alex OOMEN	112.4	
28	96	Frank SCHOUREN	110.2				96	Frank SCHOUREN	106.8	
29	63	Kai-Uwe LOHRENGEL	104.0				40	Mario WILHELM	104.1	
30	40	Mario WILHELM	103.1				32	Josef SVOBODA	102.9	
31	32	Josef SVOBODA	86.0				63	Kai-Uwe LOHRENGEL	98.2	

Weather / Track : Cloudy / Dry

Assen  
Circuit Length = 2.8223 miles  
Start: 11:05 End: 11:32



# MCRCB BULLETIN TK016

## UEM Supermono Cup

### QUALIFYING 1 - BEST SECTOR TIMES

SECTOR 1				SECTOR 2				SECTOR 3				IDEAL / BEST COMPARISON			
POS	NO	NAME	TIME	NO	NAME	TIME	NO	NAME	TIME	POS	NO	NAME	IDEAL	BEST	DIFF
1	8	VAN BUITEN	42.292	8	VAN BUITEN	41.803	8	VAN BUITEN	25.164	1	8	VAN BUITEN	1:49.259	1:49.438	0.179
2	1	VAN DIJK	42.334	45	MEINERS	42.414	1	VAN DIJK	25.282	2	1	VAN DIJK	1:50.284	1:51.207	0.923
3	45	MEINERS	42.576	20	KEHRER	42.521	3	FRAUENSCHUH	25.411	3	3	FRAUENSCHUH	1:50.557	1:51.277	0.720
4	3	FRAUENSCHUH	42.608	3	FRAUENSCHUH	42.538	20	KEHRER	25.753	4	45	MEINERS	1:50.806	1:50.952	0.146
5	11	VELTHUIJZEN	42.638	2	SLOOTEN	42.564	11	VELTHUIJZEN	25.780	5	11	VELTHUIJZEN	1:51.284	1:51.284	0.000
6	66	VIRAVONGSA	43.097	1	VAN DIJK	42.668	45	MEINERS	25.816	6	20	KEHRER	1:51.528	1:51.528	0.000
7	89	LEGALLE	43.232	7	KEHRMANN	42.806	2	SLOOTEN	25.837	7	2	SLOOTEN	1:51.658	1:51.753	0.095
8	20	KEHRER	43.254	11	VELTHUIJZEN	42.866	7	KEHRMANN	25.961	8	7	KEHRMANN	1:52.055	1:52.312	0.257
9	2	SLOOTEN	43.257	10	HANHOFF	43.282	6	ØSTLI	26.514	9	66	VIRAVONGSA	1:53.657	1:54.061	0.404
10	7	KEHRMANN	43.288	99	CAMPEN	43.641	85	BAKKER	26.613	10	10	HANHOFF	1:54.062	1:54.711	0.649
11	6	ØSTLI	43.733	21	PAS	43.768	10	HANHOFF	26.643	11	6	ØSTLI	1:54.073	1:54.901	0.828
12	10	HANHOFF	44.137	6	ØSTLI	43.826	66	VIRAVONGSA	26.679	12	89	LEGALLE	1:54.112	1:54.928	0.816
13	99	CAMPEN	44.140	66	VIRAVONGSA	43.881	21	PAS	26.701	13	99	CAMPEN	1:54.558	1:54.912	0.354
14	21	PAS	44.388	89	LEGALLE	44.110	89	LEGALLE	26.770	14	21	PAS	1:54.857	1:55.090	0.233
15	33	GERRITSEN	44.436	33	GERRITSEN	44.256	99	CAMPEN	26.777	15	33	GERRITSEN	1:55.564	1:55.564	0.000
16	18	KAMENICKY	44.598	85	BAKKER	44.313	33	GERRITSEN	26.872	16	85	BAKKER	1:55.680	1:55.989	0.309
17	85	BAKKER	44.754	18	KAMENICKY	44.904	18	KAMENICKY	27.093	17	18	KAMENICKY	1:56.595	1:56.595	0.000
18	42	HOBSON	45.292	13	KAMENICKY	45.523	36	VERMEULEN	27.362	18	42	HOBSON	1:58.651	1:59.327	0.676
19	24	MICHEL	45.414	24	MICHEL	45.610	42	HOBSON	27.569	19	36	VERMEULEN	1:58.725	1:59.033	0.308
20	36	VERMEULEN	45.442	42	HOBSON	45.790	13	KAMENICKY	27.637	20	24	MICHEL	1:58.926	1:58.926	0.000
21	13	KAMENICKY	45.806	36	VERMEULEN	45.921	24	MICHEL	27.902	21	13	KAMENICKY	1:58.966	1:58.966	0.000
22	14	KEHRER	46.129	30	DE BOER	46.286	14	KEHRER	28.056	22	14	KEHRER	2:00.856	2:00.856	0.000
23	38	PAVLICEK	47.041	14	KEHRER	46.671	30	DE BOER	28.191	23	30	DE BOER	2:01.707	2:01.707	0.000
24	30	DE BOER	47.230	65	LAAN	47.533	37	PFEIFER	29.013	24	38	PAVLICEK	2:03.756	2:04.070	0.314
25	37	PFEIFER	47.497	38	PAVLICEK	47.689	38	PAVLICEK	29.026	25	37	PFEIFER	2:04.486	2:05.138	0.652
26	96	SCHOUREN	47.522	96	SCHOUREN	47.809	65	LAAN	29.094	26	65	LAAN	2:04.668	2:04.674	0.006
27	65	LAAN	48.041	37	PFEIFER	47.976	96	SCHOUREN	29.518	27	96	SCHOUREN	2:04.849	2:05.371	0.522
28	70	OOMEN	49.607	70	OOMEN	50.100	70	OOMEN	30.005	28	70	OOMEN	2:09.712	2:09.712	0.000
29	63	LOHRENGEL	52.177	63	LOHRENGEL	51.803	40	WILHELM	30.637	29	63	LOHRENGEL	2:16.472	2:17.583	1.111
30	40	WILHELM	1:03.285	40	WILHELM	52.187	63	LOHRENGEL	32.492	30	40	WILHELM	2:26.109		
31	32	SVOBODA		32	SVOBODA	1:00.702	32	SVOBODA	33.331	31	32	SVOBODA			

Perfect Lap	1:49.259
-------------	----------

Weather / Track : Cloudy / Dry

Assen  
Circuit Length = 2.8223 miles  
Start: 11:05 End: 11:32

# MCRCB BULLETIN TK041

## UEM Supermono Cup

### QUALIFYING 2 - COMBINED CLASSIFICATION

POS	NO	CL	NAME	ENTRY	FIRST		SECOND		GAP	DIFF
					TIME	LAPS	TIME	LAPS		
1	11		Mike VELTHUIJZEN	Yamaha 780 -	1:51.284	8	1:48.830	7		
2	45		Stefan MEINERS	Rotax 450 -	1:50.952	12	1:49.301	14	0.471	0.471
3	1		Alexander VAN DIJK	Over Yamaha 720 -	1:51.207	11	1:49.316	11	0.486	0.015
4	8		Sjoerd VAN BUITEN	Ducati 560 -	1:49.438	9	1:52.011	5	0.608	0.122
5	2		Brian SLOOTEN	Bakker DRZ 450 -	1:51.753	11	1:49.675	9	0.845	0.237
6	7		Manfred KEHRMANN	BMW 720 -	1:52.312	11	1:50.590	11	1.760	0.915
7	3		Josef FRAUENSCHUH	KTM 750 - Rox-Energy Headstart MSV Domerberg Fa. L	1:51.277	12	1:53.726	6	2.447	0.687
8	20		Nico KEHRER	KTM 750 - ADAC - Sachsen ev	1:51.528	13	1:51.612	12	2.698	0.251
9	99		Michel CAMPEN	Bakker 720 -	1:54.912	11	1:51.850	11	3.020	0.322
10	10		Jan HANHOFF	KTM 720 - Pirate Racing	1:54.711	12	1:52.952	12	4.122	1.102
11	6		Allan ØSTLI	Ducati 560 - JSB Racing Denmark	1:54.901	13	1:53.187	13	4.357	0.235
12	19		Perry GOLDSTEIN	KTM 690 - Hyside KTM		0	1:53.388	10	4.558	0.201
13	21		Roy PAS	KTM -	1:55.090	13	1:53.567	11	4.737	0.179
14	33		Niels GERRITSEN	Yamaha 686 - Han Automotive / Camperpoint	1:55.564	9	1:53.574	12	4.744	0.007
15	66		Michael VIRAVONGSA	Rotax 450 - Team Jems Racing	1:54.061	9		0		
16	89		David LEGALLE	BMW 720 - BMW / AFAM Rings / Boxer Passion	1:54.928	3	1:55.234	11	6.098	0.867
17	18		Libor KAMENICKY	Jawa 624 - H.L.M. Racing Team	1:56.595	12	1:55.419	13	6.589	0.491
18	30		Bob DE BOER	Yamaha 686 - ABC Hekwerk	2:01.707	5	1:55.824	7	6.994	0.405
19	85		John BAKKER	- Novabike TU Delft	1:55.989	6		0	7.159	0.165
20	36		Jeffrey VERMEULEN	Yamaha 720 -	1:59.033	10	1:56.193	13	7.363	0.204
21	13		Martin KAMENICKY	Jawa 624 -	1:58.966	11	1:56.255	13	7.425	0.062
22	14		Johannes KEHRER	MZ 720 - Kehrler Racing Team	2:00.856	12	1:56.288	13	7.458	0.033
23	42		James HOBSON	Honda - Two 4 Motorsport	1:59.327	13	1:57.010	11	8.180	0.722
24	24		Alexander MICHEL	MUZ 720 - Motor Michel Racing Team	1:58.926	10	1:57.592	12	8.762	0.582
25	40		Mario WILHELM	MUZ 660 -		1	1:59.064	11	10.234	1.472
26	38		Jan PAVLICEK	Honda 450 -	2:04.070	3	2:00.975	12	12.145	1.911
27	37		Lutz PFEIFER	Bimota 650 -	2:05.138	12	2:03.927	7	15.097	2.952
28	65		Piet LAAN	Suzuki DR 750 -	2:04.674	10	2:06.851	4	15.844	0.747
29	96		Frank SCHOUREN	Suzuki DR 750 - RCB	2:05.371	10	2:04.963	11	16.133	0.289
30	32		Josef SVOBODA	Husaberg -		1	2:08.759	11	19.929	3.796
31	70		Alex OOMEN	Bimota 650 -	2:09.712	6	2:13.765	5	20.882	0.953
32	63		Kai-Uwe LOHRENGEL	Yamaha 686 - Dieter Sanchex	2:17.583	11	2:16.092	5	27.262	6.380

No 66 - 2nd session times disallowed - disregard of black/orange flag for over 2 laps

Assen

Weather / Track : Cloudy / Dry

Circuit Length = 2.8223 miles

These results are provisional until the conclusion of any judicial and technical matters.

Start: 16:20 End: 16:47

Race Director :	Stewards :	Timekeeper :
-----------------	------------	--------------

# MCRCB BULLETIN TK042

## UEM Supermono Cup

### QUALIFYING 2 - CLASSIFICATION

POS	NO	CL	NAME	ENTRY	TIME	ON	LAPS	GAP	DIFF	MPH
1	11		Mike VELTHUIJZEN	Yamaha 780 -	1:48.830	5	7			93.35
2	45		Stefan MEINERS	Rotax 450 -	1:49.301	14	14	0.471	0.471	92.95
3	1		Alexander VAN DIJK	Over Yamaha 720 -	1:49.316	9	11	0.486	0.015	92.94
4	2		Brian SLOOTEN	Bakker DRZ 450 -	1:49.675	5	9	0.845	0.359	92.63
5	7		Manfred KEHRMANN	BMW 720 -	1:50.590	9	11	1.760	0.915	91.87
6	20		Nico KEHRER	KTM 750 - ADAC - Sachsen ev	1:51.612	12	12	2.782	1.022	91.03
7	99		Michel CAMPEN	Bakker 720 -	1:51.850	10	11	3.020	0.238	90.83
8	8		Sjoerd VAN BUITEN	Ducati 560 -	1:52.011	3	5	3.181	0.161	90.70
9	10		Jan HANHOFF	KTM 720 - Pirate Racing	1:52.952	10	12	4.122	0.941	89.95
10	6		Allan ØSTLI	Ducati 560 - JSB Racing Denmark	1:53.187	8	13	4.357	0.235	89.76
11	19		Perry GOLDSTEIN	KTM 690 - Hyside KTM	1:53.388	10	10	4.558	0.201	89.60
12	21		Roy PAS	KTM -	1:53.567	11	11	4.737	0.179	89.46
13	33		Niels GERRITSEN	Yamaha 686 - Han Automotive / Camperpoint	1:53.574	5	12	4.744	0.007	89.45
14	3		Josef FRAUENSCHUH	KTM 750 - Rox-Energy Headstart MSV Domerberg Fa. I	1:53.726	2	6	4.896	0.152	89.33
15	89		David LEGALLE	BMW 720 - BMW / AFAM Rings / Boxer Passion	1:55.234	9	11	6.404	1.508	88.16
16	18		Libor KAMENICKY	Jawa 624 - H.L.M. Racing Team	1:55.419	8	13	6.589	0.185	88.02
17	30		Bob DE BOER	Yamaha 686 - ABC Hekwerk	1:55.824	5	7	6.994	0.405	87.72
18	36		Jeffrey VERMEULEN	Yamaha 720 -	1:56.193	10	13	7.363	0.369	87.44
19	13		Martin KAMENICKY	Jawa 624 -	1:56.255	12	13	7.425	0.062	87.39
20	14		Johannes KEHRER	MZ 720 - Kehrer Racing Team	1:56.288	12	13	7.458	0.033	87.37
21	42		James HOBSON	Honda - Two 4 Motorsport	1:57.010	11	11	8.180	0.722	86.83
22	24		Alexander MICHEL	MUZ 720 - Motor Michel Racing Team	1:57.592	11	12	8.762	0.582	86.40
23	40		Mario WILHELM	MUZ 660 -	1:59.064	7	11	10.234	1.472	85.33
24	38		Jan PAVLICEK	Honda 450 -	2:00.975	9	12	12.145	1.911	83.98
25	37		Lutz PFEIFER	Bimota 650 -	2:03.927	4	7	15.097	2.952	81.98
26	96		Frank SCHOUREN	Suzuki DR 750 - RCB	2:04.963	9	11	16.133	1.036	81.30
27	65		Piet LAAN	Suzuki DR 750 -	2:06.851	2	4	18.021	1.888	80.09
28	32		Josef SVOBODA	Husaberg -	2:08.759	11	11	19.929	1.908	78.90
29	70		Alex OOMEN	Bimota 650 -	2:13.765	5	5	24.935	5.006	75.95
30	63		Kai-Uwe LOHRENGEL	Yamaha 686 - Dieter Sanhex	2:16.092	3	5	27.262	2.327	74.65

No 66 - session times disallowed - disregard of black/orange flag for 2 laps

Assen

Weather / Track : Cloudy / Dry

Circuit Length = 2.8223 miles

These results are provisional until the conclusion of any judicial and technical matters.

Start: 16:20 End: 16:47

Race Director :	Stewards :	Timekeeper :
-----------------	------------	--------------

# MCRCB BULLETIN TK043

## UEM Supermono Cup

### QUALIFYING 2 - SECTOR ANALYSIS

<b>1</b>	<b>Alexander VAN DIJK</b>												
1-	Out	107.2	47.884	28.122	119.6	2:07.791	7-	42.279	131.8	42.368	25.412	118.9	1:50.059
2-	45.848	124.5	45.061	26.646	127.7	1:57.555	8-	47.400	115.1	46.202	26.784	130.3	2:00.386
3-	43.082	131.1	42.896	25.793	129.9	1:51.771	9-	<b>42.142</b>	131.8	<b>41.925</b>	<b>25.249</b>	130.3	<b>1:49.316</b>
4-	42.478	<b>132.6</b>	42.158	25.548	<b>131.1</b>	1:50.184	10-	47.712	100.3	47.192	In		2:11.893 P
5-	43.182	131.3	42.635	25.619	127.7	1:51.436	11-			In	In		5:51.150 P
6-	42.291	132.1	42.308	25.380	127.0	1:49.979							
<b>2</b>	<b>Brian SLOOTEN</b>												
1-	43.844	121.8	42.646	25.592	126.3	1:52.082	6-	43.243	120.9	42.057	25.377	127.4	1:50.677
2-	43.425	122.5	42.084	25.229	<b>128.5</b>	1:50.738	7-	43.828	121.8	42.314	25.493	127.7	1:51.635
3-	42.931	<b>126.6</b>	42.201	25.904	<b>128.5</b>	1:51.036	8-	<b>42.682</b>	123.8	41.988	25.377	128.1	1:50.047
4-	43.488	124.0	41.914	25.342	127.0	1:50.744	9-	44.279	120.7	42.790	In		2:03.219 P
5-	42.789	123.4	<b>41.727</b>	<b>25.159</b>	126.3	<b>1:49.675</b>							
<b>3</b>	<b>Josef FRAUENSCHUH</b>												
Rox-Energy Headstart MSV Domerberg Fa. Lindhbauer													
1-	Out	128.1	45.510	<b>26.037</b>	131.1	1:58.805	4-	44.031	92.6	43.731	26.203	131.9	1:53.965
2-	<b>43.710</b>	<b>130.6</b>	<b>43.545</b>	26.471	130.3	<b>1:53.726</b>	5-	44.288	121.6	43.757	26.456	128.1	1:54.501
3-	44.066	<b>130.6</b>	43.965	26.212	<b>133.4</b>	1:54.243	6-	44.322	123.6	43.768	In		2:09.443 P
<b>6</b>	<b>Allan ØSTLI</b>												
JSB Racing Denmark													
1-	Out	122.9	47.961	27.543	125.9	2:00.733	8-	43.567	129.3	43.552	<b>26.068</b>	<b>128.8</b>	<b>1:53.187</b>
2-	44.351	129.1	43.767	27.303	126.3	1:55.421	9-	<b>43.296</b>	<b>130.6</b>	43.732	26.563	126.7	1:53.591
3-	44.119	130.3	43.646	26.909	126.7	1:54.674	10-	43.457	129.6	43.556	26.255	125.9	1:53.268
4-	43.453	129.1	43.721	26.510	125.6	1:53.684	11-	46.777	128.8	43.556	26.377	127.0	1:56.710
5-	43.873	128.8	43.770	26.466	127.0	1:54.109	12-	43.460	129.1	44.723	26.326	125.6	1:54.509
6-	44.200	127.8	43.711	26.320	128.1	1:54.231	13-	43.585	129.1	<b>43.527</b>	26.214	126.3	1:53.326
7-	43.668	128.8	43.722	26.152	128.1	1:53.542							
<b>7</b>	<b>Manfred KEHRMANN</b>												
1-	Out	104.7	46.682	26.871	127.7	1:59.157	7-	43.022	126.1	42.804	27.802	112.4	1:53.628
2-	45.020	127.1	44.541	26.305	128.8	1:55.866	8-	43.665	129.3	42.615	25.926	130.3	1:52.206
3-	45.173	129.6	43.457	25.959	131.1	1:54.589	9-	42.618	129.1	42.391	<b>25.581</b>	<b>131.9</b>	<b>1:50.590</b>
4-	43.055	<b>130.8</b>	42.852	26.700	128.8	1:52.607	10-	42.743	130.1	<b>42.148</b>	26.147	<b>131.9</b>	1:51.038
5-	43.456	130.3	42.964	25.635	130.7	1:52.055	11-	<b>42.578</b>	130.1	42.504	26.849	122.8	1:51.931
6-	42.790	130.6	42.597	25.671	129.9	1:51.058							
<b>8</b>	<b>Sjoerd VAN BUITEN</b>												
1-	Out	115.3	47.249	26.959	125.9	2:00.897	4-	<b>43.274</b>	<b>130.6</b>	47.509	In		2:05.762 P
2-	44.163	130.1	43.314	26.241	127.4	1:53.718	5-	Out	128.6	53.850	In		10:18.645 P
3-	43.560	129.8	<b>42.450</b>	<b>26.001</b>	<b>130.3</b>	<b>1:52.011</b>							
<b>10</b>	<b>Jan HANHOFF</b>												
Pirate Racing													
1-	Out	119.8	47.147	27.423	123.2	2:06.090	7-	45.957	119.0	45.935	In		2:08.292 P
2-	45.413	123.4	43.983	26.341	124.9	1:55.737	8-	Out	121.1	44.549	26.688	123.2	3:39.272
3-	44.090	<b>126.1</b>	43.636	26.278	124.2	1:54.004	9-	<b>43.633</b>	125.7	43.410	26.312	125.6	1:53.355
4-	44.000	<b>126.1</b>	<b>42.957</b>	27.110	123.9	1:54.067	10-	43.882	125.2	43.011	<b>26.059</b>	<b>126.7</b>	<b>1:52.952</b>
5-	44.240	124.0	43.088	26.705	125.2	1:54.033	11-	44.371	124.7	43.669	26.454	124.2	1:54.494
6-	43.840	125.9	43.164	26.170	125.2	1:53.174	12-	43.793	<b>126.1</b>	43.876	26.077	126.3	1:53.746
<b>11</b>	<b>Mike VELTHUIJZEN</b>												
1-	44.728	133.2	44.090	25.669	131.5	1:54.487	5-	41.827	135.0	<b>42.017</b>	<b>24.986</b>	<b>134.2</b>	<b>1:48.830</b>
2-	48.962	128.8	44.661	25.380	133.4	1:59.003	6-	49.548	89.0	50.596	In		2:20.119 P
3-	<b>41.806</b>	<b>137.2</b>	42.091	25.417	<b>134.2</b>	1:49.314	7-			In	In		11:09.061 P
4-	42.447	133.9	42.338	25.122	132.6	1:49.907							
<b>13</b>	<b>Martin KAMENICKY</b>												
1-	Out	88.1	50.579	30.537	101.0	2:12.121	8-	45.814	117.9	44.952	27.930	117.4	1:58.696
2-	50.334	102.5	47.986	29.556	107.6	2:07.876	9-	45.494	119.2	44.768	27.072	119.3	1:57.334
3-	50.646	93.5	49.026	31.502	107.1	2:11.174	10-	45.276	<b>120.1</b>	44.519	27.196	120.5	1:56.991
4-	47.693	109.8	44.886	27.251	119.6	1:59.830	11-	45.118	119.0	44.622	<b>26.628</b>	<b>122.5</b>	1:56.368

Weather / Track : Cloudy / Dry

Assen  
Circuit Length = 2.8223 miles  
Start: 16:20 End: 16:47

# MCRCB BULLETIN TK043

## UEM Supermono Cup

### QUALIFYING 2 - SECTOR ANALYSIS

5-	45.392	119.8	44.817	27.428	119.6	1:57.637	12-	45.594	117.3	<i>43.995</i>	26.666	122.2	<b>1:56.255</b>
6-	45.829	118.1	45.158	27.704	120.2	1:58.691	13-	<i>44.971</i>	118.6	44.726	27.039	119.9	1:56.736
7-	46.323	119.2	45.157	27.485	117.1	1:58.965							
<b>14</b>	<b>Johannes KEHRER</b> Kehrer Racing Team												
1-	Out	97.4	50.450	29.102	118.3	2:14.314	8-	46.057	120.9	45.091	27.189	120.9	1:58.337
2-	48.123	119.2	46.945	29.082	119.9	2:04.150	9-	45.338	120.9	44.895	27.182	121.8	1:57.415
3-	46.749	121.8	48.304	29.203	118.9	2:04.256	10-	45.425	121.1	44.481	27.259	122.2	1:57.165
4-	45.926	118.4	46.128	27.504	120.5	1:59.558	11-	45.143	121.1	44.735	27.575	120.9	1:57.453
5-	45.593	<i>122.7</i>	45.636	27.734	122.5	1:58.963	12-	<i>44.944</i>	122.2	44.521	<i>26.823</i>	122.8	<b>1:56.288</b>
6-	45.771	122.2	45.393	27.352	120.2	1:58.516	13-	45.266	121.4	<i>44.359</i>	27.279	<i>124.2</i>	1:56.904
7-	45.436	121.8	45.293	27.411	118.6	1:58.140							
<b>18</b>	<b>Libor KAMENICKY</b> H.L.M. Racing Team												
1-	Out	92.6	50.979	28.709	115.3	2:26.026	8-	44.430	121.6	44.237	26.752	<i>121.5</i>	<b>1:55.419</b>
2-	45.511	122.7	45.493	27.331	119.9	1:58.335	9-	<i>44.232</i>	121.4	44.795	27.316	119.6	1:56.343
3-	45.044	<i>122.9</i>	44.846	28.530	115.9	1:58.420	10-	44.671	118.6	44.898	26.977	<i>121.5</i>	1:56.546
4-	45.240	121.4	44.553	27.142	120.2	1:56.935	11-	44.821	121.1	<i>44.168</i>	<i>26.494</i>	<i>121.5</i>	1:55.483
5-	45.798	120.3	44.925	27.744	119.9	1:58.467	12-	52.091	92.3	46.908	26.898	120.2	2:05.897
6-	45.054	121.4	44.916	In		2:04.604 P	13-	44.483	121.6	44.236	27.080	120.2	1:55.799
7-	Out	121.8	45.830	28.421	119.6	2:35.062							
<b>19</b>	<b>Perry GOLDSTEIN</b> Hyside KTM												
1-	Out	96.1	49.883	29.196	120.2	2:11.172	6-	44.378	127.1	43.685	26.193	126.3	1:54.256
2-	48.553	107.4	46.114	27.772	119.3	2:02.439	7-	<i>43.679</i>	127.6	43.811	<i>26.128</i>	125.6	1:53.618
3-	44.687	<i>127.8</i>	43.858	26.978	122.2	1:55.523	8-	44.568	121.8	43.739	In		3:00.336 P
4-	43.686	125.9	<i>43.007</i>	26.761	122.8	1:53.454	9-	Out	115.7	44.488	27.052	123.9	2:21.848
5-	43.793	126.4	43.497	26.683	<i>127.4</i>	1:53.973	10-	43.762	121.8	43.322	26.304	124.9	<b>1:53.388</b>
<b>20</b>	<b>Nico KEHRER</b> ADAC - Sachsen ev												
1-	Out	123.6	45.531	26.534	130.7	1:58.495	7-	43.462	126.9	42.674	25.825	<i>122.2</i>	1:51.961
2-	44.478	125.2	43.853	27.030	131.1	1:55.361	8-	43.328	125.4	42.842	28.009	130.7	1:54.179
3-	45.587	126.6	44.024	26.853	124.9	1:56.464	9-	43.253	126.1	43.012	<i>25.705</i>	129.9	1:51.970
4-	43.999	<i>127.6</i>	43.306	26.188	130.7	1:53.493	10-	53.380	70.0	1:05.038	38.434	128.1	2:36.852
5-	43.785	126.6	43.208	25.764	131.9	1:52.757	11-	43.788	126.9	42.882	25.774	131.1	1:52.444
6-	54.645	70.7	49.092	25.749	131.1	2:09.486	12-	<i>43.222</i>	126.1	<i>42.616</i>	25.774	130.3	<b>1:51.612</b>
<b>21</b>	<b>Roy PAS</b>												
1-	45.831	122.2	46.315	27.827	124.5	1:59.973	7-	43.740	121.4	43.582	26.923	124.2	1:54.245
2-	44.700	124.0	45.024	26.851	126.7	1:56.575	8-	43.771	122.9	43.399	26.752	124.2	1:53.922
3-	44.876	123.8	45.047	26.972	123.2	1:56.895	9-	44.045	122.9	43.396	26.638	124.5	1:54.079
4-	44.756	<i>124.3</i>	44.581	26.910	125.6	1:56.247	10-	<i>43.653</i>	119.2	44.023	26.753	124.2	1:54.429
5-	44.752	124.0	44.743	27.478	124.5	1:56.973	11-	43.749	122.0	<i>43.212</i>	<i>26.606</i>	123.2	<b>1:53.567</b>
6-	43.813	123.4	43.816	26.709	122.5	1:54.338							
<b>24</b>	<b>Alexander MICHEL</b> Motor Michel Racing Team												
1-	Out	103.1	48.747	29.381	119.3	2:10.920	7-	45.885	121.4	46.444	28.994	123.2	2:01.323
2-	46.504	121.8	47.089	28.694	120.9	2:02.287	8-	46.325	121.6	45.502	27.659	122.8	1:59.486
3-	45.687	122.7	45.976	28.652	116.8	2:00.315	9-	45.748	122.9	45.078	27.574	<i>123.9</i>	1:58.400
4-	46.972	122.0	46.785	In		2:16.662 P	10-	<i>45.062</i>	122.0	45.319	27.589	123.2	1:57.970
5-	Out	121.1	46.831	28.651	119.9	3:56.408	11-	45.365	<i>123.4</i>	<i>44.744</i>	<i>27.483</i>	122.5	<b>1:57.592</b>
6-	45.989	121.6	45.946	28.256	117.4	2:00.191	12-	45.294	122.0	45.205	27.597	121.8	1:58.096
<b>30</b>	<b>Bob DE BOER</b> ABC Hekwerk												
1-	Out	98.4	51.444	29.002	117.1	2:07.339	5-	<i>44.755</i>	<i>120.1</i>	44.473	<i>26.596</i>	120.9	<b>1:55.824</b>
2-	46.124	116.7	45.682	27.808	116.2	1:59.614	6-	46.121	119.6	44.806	27.205	120.2	1:58.132
3-	45.092	118.1	45.197	28.411	119.3	1:58.700	7-	45.189	119.6	<i>44.466</i>	26.618	120.9	1:56.273
4-	45.705	119.4	44.694	26.710	<i>122.2</i>	1:57.109							
<b>32</b>	<b>Josef SVOBODA</b>												
1-	Out	83.6	1:00.338	35.440	106.0	2:36.166	7-	50.762	113.6	51.121	31.011	113.3	2:12.894
2-	55.485	100.6	56.317	33.356	114.7	2:25.158	8-	50.012	115.7	49.655	30.543	115.9	2:10.210
3-	52.767	106.9	56.983	33.538	114.4	2:23.288	9-	50.006	114.7	<i>49.004</i>	30.641	<i>118.3</i>	2:09.651

Weather / Track : Cloudy / Dry

Assen  
Circuit Length = 2.8223 miles  
Start: 16:20 End: 16:47

# MCRCB BULLETIN TK043

## UEM Supermono Cup

### QUALIFYING 2 - SECTOR ANALYSIS

4-	53.195	113.7	51.871	31.966	116.5	2:17.032	10-	<i>49.270</i>	<i>117.1</i>	49.118	30.643	117.4	2:09.031
5-	51.771	114.9	51.458	30.655	116.8	2:13.884	11-	49.907	115.9	49.115	<i>29.737</i>	113.0	<b>2:08.759</b>
6-	50.515	114.3	52.578	30.228	114.7	2:13.321							
<b>33</b>	<b>Niels GERRITSEN</b> Han Automotive / Camperpoint												
1-	Out	112.2	50.813	28.318	114.7	2:06.565	7-	Out	121.1	46.676	27.834	118.9	2:43.019
2-	45.728	119.0	46.595	28.367	118.0	2:00.690	8-	44.256	120.9	44.032	26.900	120.2	1:55.188
3-	45.089	<i>123.7</i>	44.073	27.111	118.6	1:56.273	9-	44.609	120.7	43.967	30.394	120.5	1:58.970
4-	44.745	120.5	44.102	26.450	120.5	1:55.297	10-	44.023	121.1	44.304	26.852	<i>122.2</i>	1:55.179
5-	<i>43.901</i>	121.4	<i>43.366</i>	<i>26.307</i>	121.5	<b>1:53.574</b>	11-	46.192	122.7	43.493	26.963	117.4	1:56.648
6-	46.984	119.0	45.924	In		2:11.338 P	12-	44.594	120.5	43.475	26.539	121.2	1:54.608
<b>36</b>	<b>Jeffrey VERMEULEN</b>												
1-	Out	121.8	47.477	28.259	121.5	2:00.176	8-	45.380	120.1	45.541	27.657	120.2	1:58.578
2-	45.934	120.9	46.290	27.955	119.9	2:00.179	9-	44.906	119.8	44.912	27.307	121.2	1:57.125
3-	46.336	<i>123.7</i>	46.174	28.109	120.2	2:00.619	10-	<i>44.705</i>	120.9	<i>44.556</i>	<i>26.932</i>	<i>121.8</i>	<b>1:56.193</b>
4-	45.926	122.2	45.834	27.488	121.5	1:59.248	11-	44.780	121.1	44.868	27.158	119.9	1:56.806
5-	45.411	121.4	45.949	28.375	120.5	1:59.735	12-	48.953	119.8	46.049	28.082	119.3	2:03.084
6-	45.895	118.1	46.601	27.691	120.5	2:00.187	13-	45.102	120.7	45.130	27.798	119.9	1:58.030
7-	45.654	120.9	45.813	27.441	121.5	1:58.908							
<b>37</b>	<b>Lutz PFEIFER</b>												
1-	Out	88.5	54.622	31.555	108.3	2:24.248	5-	47.378	120.9	48.387	29.673	119.6	2:05.438
2-	49.338	113.7	49.041	29.564	120.5	2:07.943	6-	47.518	121.6	48.349	29.207	120.2	2:05.074
3-	<i>47.355</i>	119.0	47.909	29.172	121.8	2:04.436	7-	47.738	<i>123.8</i>	<i>47.651</i>	29.301	<i>123.5</i>	2:04.690
4-	47.377	121.8	47.693	<i>28.857</i>	121.5	<b>2:03.927</b>							
<b>38</b>	<b>Jan PAVLICEK</b>												
1-	47.850	<i>117.1</i>	47.510	28.899	<i>118.9</i>	2:04.259	7-	47.098	114.5	46.843	29.013	116.8	2:02.954
2-	47.745	116.3	48.146	28.880	114.7	2:04.771	8-	47.127	115.5	46.871	28.316	116.8	2:02.314
3-	46.762	116.7	47.665	29.733	115.3	2:04.160	9-	46.535	115.9	46.379	28.061	115.9	<b>2:00.975</b>
4-	48.110	116.5	46.857	28.926	117.1	2:03.893	10-	46.989	116.3	<i>46.064</i>	27.924	117.4	2:00.977
5-	46.821	116.3	46.368	28.451	115.3	2:01.640	11-	<i>46.422</i>	116.1	46.565	28.143	115.0	2:01.130
6-	46.969	114.9	46.653	29.274	113.8	2:02.896	12-	47.409	114.5	46.620	<i>27.729</i>	117.4	2:01.758
<b>40</b>	<b>Mario WILHELM</b>												
1-	Out	89.5	55.153	30.662	108.1	2:22.832	7-	46.327	110.9	<i>45.172</i>	<i>27.565</i>	111.8	<b>1:59.064</b>
2-	48.915	110.2	48.237	28.705	109.9	2:05.857	8-	<i>45.940</i>	<i>111.3</i>	45.824	27.614	110.5	1:59.378
3-	47.589	110.2	46.796	28.341	111.0	2:02.726	9-	53.863	86.3	51.765	33.982	111.6	2:19.610
4-	46.950	110.7	46.032	28.767	111.6	2:01.749	10-	46.375	111.1	48.031	30.561	<i>112.4</i>	2:04.967
5-	46.516	110.2	45.508	27.890	112.1	1:59.914	11-	46.123	110.9	45.258	27.773	106.3	1:59.154
6-	48.688	109.5	47.180	28.292	111.3	2:04.160							
<b>42</b>	<b>James HOBSON</b> Two 4 Motorsport												
1-	46.266	118.1	45.910	27.733	118.3	1:59.909	7-	46.782	115.7	45.518	In		2:08.407 P
2-	45.571	119.0	45.130	27.294	<i>119.9</i>	1:57.995	8-	Out	117.3	45.768	27.541	118.3	4:09.840
3-	45.318	<i>120.7</i>	45.648	27.505	<i>119.9</i>	1:58.471	9-	44.921	119.6	45.217	<i>27.256</i>	118.9	1:57.394
4-	45.038	119.8	45.072	27.598	116.8	1:57.708	10-	44.993	118.6	<i>44.978</i>	27.271	118.9	1:57.242
5-	45.614	119.2	45.247	27.918	118.0	1:58.779	11-	<i>44.764</i>	118.8	44.988	27.258	118.6	<b>1:57.010</b>
6-	45.689	113.4	45.906	27.560	118.9	1:59.155							
<b>45</b>	<b>Stefan MEINERS</b>												
1-	Out	123.8	46.829	27.021	125.6	1:58.524	8-	42.822	126.1	41.978	25.483	126.7	1:50.283
2-	43.638	126.6	43.214	25.799	127.4	1:52.651	9-	42.928	125.0	42.036	25.430	127.7	1:50.394
3-	43.341	127.6	42.929	25.839	127.4	1:52.109	10-	42.243	128.1	42.859	25.875	<i>128.1</i>	1:50.977
4-	42.809	125.0	43.191	27.234	109.9	1:53.234	11-	<i>42.115</i>	125.9	42.333	25.453	127.7	1:49.901
5-	43.392	<i>130.8</i>	42.544	<i>25.262</i>	127.4	1:51.198	12-	42.392	125.4	42.545	25.405	127.7	1:50.342
6-	42.405	126.9	41.925	25.587	126.7	1:49.917	13-	42.470	126.1	41.860	25.300	127.7	1:49.630
7-	46.788	112.6	42.968	25.788	125.9	1:55.544	14-	42.121	126.4	<i>41.845</i>	25.335	127.0	<b>1:49.301</b>
<b>63</b>	<b>Kai-Uwe LOHRENGEL</b> Dieter Sanchez												
1-	Out	90.1	54.965	33.345	96.9	2:25.774	4-	53.528	97.0	<i>51.670</i>	In		2:34.854 P
2-	52.295	<i>102.8</i>	52.011	32.800	97.5	2:17.106	5-	Out	93.3	1:11.053	In		7:44.302 P

Weather / Track : Cloudy / Dry

Assen  
Circuit Length = 2.8223 miles  
Start: 16:20 End: 16:47

# MCRCB BULLETIN TK043

## UEM Supermono Cup

### QUALIFYING 2 - SECTOR ANALYSIS

3-	<i>52.245</i>	102.0	51.981	<i>31.866</i>	<i>100.6</i>	<b>2:16.092</b>					
<b>65</b>	<b>Piet LAAN</b>										
1-	Out	114.7	49.674	<i>29.367</i>	113.8	2:10.826	3-	49.008	118.1	<i>48.642</i>	29.915 108.6 2:07.565
2-	<i>48.267</i>	<i>119.0</i>	48.667	29.917	<i>115.3</i>	<b>2:06.851</b>	4-	48.645	110.9	51.659	33.028 106.5 2:13.332
<b>66</b>	<b>Michael VIRAVONGSA</b>										
	<b>Team Jems Racing</b>										
1-	44.042	122.2	44.327	26.273	133.4	1:54.642	4-	44.581	128.6	42.864	25.753 134.6 1:53.198
2-	43.512	130.6	43.416	26.693	<i>135.0</i>	1:53.621	5-	<i>42.934</i>	<i>133.4</i>	<i>42.450</i>	25.938 133.0 <b>1:51.322</b>
3-	43.137	130.8	42.999	26.569	131.9	1:52.705	6-	45.164	114.9	43.452	<i>25.746</i> 131.9 1:54.362
<b>70</b>	<b>Alex OOMEN</b>										
1-	Out	110.0	57.109	31.574	111.6	2:22.404	4-	51.481	115.3	51.998	31.268 109.7 2:14.747
2-	52.342	<i>117.7</i>	53.458	31.996	108.6	2:17.796	5-	51.048	112.4	<i>51.486</i>	31.231 111.3 <b>2:13.765</b>
3-	52.009	116.5	53.111	<i>31.215</i>	<i>111.8</i>	2:16.335					
<b>89</b>	<b>David LEGALLE</b>										
	<b>BMW / AFAM Rings / Boxer Passion</b>										
1-	45.633	121.1	44.891	27.465	121.8	1:57.989	7-	44.719	119.4	44.721	27.289 122.8 1:56.729
2-	45.008	<i>122.7</i>	44.695	26.916	<i>123.2</i>	1:56.619	8-	44.466	120.7	<i>44.079</i>	27.239 122.2 1:55.784
3-	45.289	119.8	44.849	27.699	121.2	1:57.837	9-	<i>44.447</i>	121.4	44.134	<i>26.653</i> 122.8 <b>1:55.234</b>
4-	44.987	122.0	44.942	27.364	122.8	1:57.293	10-	45.140	120.5	44.120	27.082 122.8 1:56.342
5-	46.139	119.4	45.194	27.602	121.8	1:58.935	11-	44.761	120.1	48.498	In 2:22.808 P
6-	44.964	120.7	44.395	27.126	121.8	1:56.485					
<b>96</b>	<b>Frank SCHOUREN</b>										
	<b>RCB</b>										
1-	Out	98.5	52.886	30.617	106.5	2:17.215	7-	48.075	96.0	48.841	29.417 <i>108.9</i> 2:06.333
2-	49.429	106.2	49.936	29.743	108.1	2:09.108	8-	50.082	<i>108.8</i>	48.014	29.558 108.3 2:07.654
3-	48.419	107.5	48.696	29.771	105.5	2:06.886	9-	48.182	107.2	<i>47.676</i>	<i>29.105</i> 107.8 <b>2:04.963</b>
4-	48.489	108.2	48.515	29.739	107.8	2:06.743	10-	<i>47.584</i>	107.7	48.279	29.366 <i>108.9</i> 2:05.229
5-	48.029	107.7	48.158	30.763	107.1	2:06.950	11-	47.792	108.2	48.084	In 2:26.473 P
6-	48.381	108.4	48.057	29.524	107.8	2:05.962					
<b>99</b>	<b>Michel CAMPEN</b>										
1-	Out	112.2	50.905	30.083	113.3	2:11.008	7-	43.707	126.4	42.950	27.310 <i>127.7</i> 1:53.967
2-	48.485	123.4	46.569	29.435	126.3	2:04.489	8-	43.316	<i>127.3</i>	44.079	26.887 <i>127.7</i> 1:54.282
3-	44.718	125.9	43.818	27.380	126.7	1:55.916	9-	44.548	123.8	42.833	<i>25.826</i> 126.7 1:53.207
4-	44.792	125.7	43.415	26.917	125.6	1:55.124	10-	43.461	127.1	<i>42.317</i>	26.072 127.4 <b>1:51.850</b>
5-	44.284	125.7	43.159	26.554	125.6	1:53.997	11-	<i>42.924</i>	127.1	42.804	26.933 125.9 1:52.661
6-	44.051	125.4	43.251	26.171	125.6	1:53.473					

Weather / Track : Cloudy / Dry

Assen  
Circuit Length = 2.8223 miles  
Start: 16:20 End: 16:47

# MCRCB BULLETIN TK044

## UEM Supermono Cup

### QUALIFYING 2 - SPEED TRAPS

SECTOR 1				SECTOR 2			FINISH LINE			
POS	NO	NAME	MPH	NO	NAME	MPH	NO	NAME	MPH	
1	11	Mike VELTHUIJZEN	137.2				66	Michael VIRAVONGSA	135.0	
2	66	Michael VIRAVONGSA	133.4				11	Mike VELTHUIJZEN	134.2	
3	1	Alexander VAN DIJK	132.6				3	Josef FRAUENSCHUH	133.4	
4	7	Manfred KEHRMANN	130.8				20	Nico KEHRER	132.2	
5	45	Stefan MEINERS	130.8				7	Manfred KEHRMANN	131.9	
6	3	Josef FRAUENSCHUH	130.6				1	Alexander VAN DIJK	131.1	
7	6	Allan ØSTLI	130.6				8	Sjoerd VAN BUITEN	130.3	
8	8	Sjoerd VAN BUITEN	130.6				6	Allan ØSTLI	128.8	
9	19	Perry GOLDSTEIN	127.8				2	Brian SLOOTEN	128.5	
10	20	Nico KEHRER	127.6				45	Stefan MEINERS	128.1	
11	99	Michel CAMPEN	127.3				99	Michel CAMPEN	127.7	
12	2	Brian SLOOTEN	126.6				19	Perry GOLDSTEIN	127.4	
13	10	Jan HANHOFF	126.1				21	Roy PAS	127.0	
14	21	Roy PAS	124.3				10	Jan HANHOFF	126.7	
15	37	Lutz PFEIFER	123.8				14	Johannes KEHRER	124.2	
16	24	Alexander MICHEL	123.4				24	Alexander MICHEL	123.9	
17	33	Niels GERRITSEN	123.1				37	Lutz PFEIFER	123.5	
18	36	Jeffrey VERMEULEN	123.1				89	David LEGALLE	123.2	
19	89	David LEGALLE	123.1				13	Martin KAMENICKY	122.5	
20	18	Libor KAMENICKY	122.9				30	Bob DE BOER	122.2	
21	14	Johannes KEHRER	122.7				33	Niels GERRITSEN	122.2	
22	13	Martin KAMENICKY	120.1				36	Jeffrey VERMEULEN	121.8	
23	30	Bob DE BOER	120.1				18	Libor KAMENICKY	121.5	
24	42	James HOBSON	120.1				42	James HOBSON	119.9	
25	65	Piet LAAN	119.0				38	Jan PAVLICEK	118.9	
26	32	Josef SVOBODA	117.1				32	Josef SVOBODA	118.3	
27	38	Jan PAVLICEK	117.1				65	Piet LAAN	115.3	
28	70	Alex OOMEN	117.1				40	Mario WILHELM	112.4	
29	40	Mario WILHELM	111.3				70	Alex OOMEN	111.8	
30	96	Frank SCHOUREN	108.8				96	Frank SCHOUREN	108.9	
31	63	Kai-Uwe LOHRENGEL	102.8				63	Kai-Uwe LOHRENGEL	100.6	

Weather / Track : Cloudy / Dry

Assen  
Circuit Length = 2.8223 miles  
Start: 16:20 End: 16:47



# MCRCB BULLETIN TK045

## UEM Supermono Cup

### QUALIFYING 2 - BEST SECTOR TIMES

SECTOR 1				SECTOR 2				SECTOR 3				IDEAL / BEST COMPARISON			
POS	NO	NAME	TIME	NO	NAME	TIME	NO	NAME	TIME	POS	NO	NAME	IDEAL	BEST	DIFF
1	11	VELTHUIJZEN	41.806	2	SLOOTEN	41.727	11	VELTHUIJZEN	24.986	1	11	VELTHUIJZEN	1:48.809	1:48.830	0.021
2	45	MEINERS	42.115	45	MEINERS	41.845	2	SLOOTEN	25.159	2	45	MEINERS	1:49.222	1:49.301	0.079
3	1	VAN DIJK	42.142	1	VAN DIJK	41.925	1	VAN DIJK	25.249	3	1	VAN DIJK	1:49.316	1:49.316	0.000
4	7	KEHRMANN	42.578	11	VELTHUIJZEN	42.017	45	MEINERS	25.262	4	2	SLOOTEN	1:49.568	1:49.675	0.107
5	2	SLOOTEN	42.682	7	KEHRMANN	42.148	7	KEHRMANN	25.581	5	7	KEHRMANN	1:50.307	1:50.590	0.283
6	99	CAMPEN	42.924	99	CAMPEN	42.317	20	KEHRER	25.705	6	99	CAMPEN	1:51.067	1:51.850	0.783
7	66	VIRAVONGSA	42.934	8	VAN BUITEN	42.450	66	VIRAVONGSA	25.746	7	66	VIRAVONGSA	1:51.130	1:51.322	0.192
8	20	KEHRER	43.222	66	VIRAVONGSA	42.450	99	CAMPEN	25.826	8	20	KEHRER	1:51.543	1:51.612	0.069
9	8	VAN BUITEN	43.274	20	KEHRER	42.616	8	VAN BUITEN	26.001	9	8	VAN BUITEN	1:51.725	1:52.011	0.286
10	6	ØSTLI	43.296	10	HANHOFF	42.957	3	FRAUENSCHUH	26.037	10	10	HANHOFF	1:52.649	1:52.952	0.303
11	10	HANHOFF	43.633	19	GOLDSTEIN	43.007	10	HANHOFF	26.059	11	19	GOLDSTEIN	1:52.814	1:53.388	0.574
12	21	PAS	43.653	21	PAS	43.212	6	ØSTLI	26.068	12	6	ØSTLI	1:52.891	1:53.187	0.296
13	19	GOLDSTEIN	43.679	33	GERRITSEN	43.366	19	GOLDSTEIN	26.128	13	3	FRAUENSCHUH	1:53.292	1:53.726	0.434
14	3	FRAUENSCHUH	43.710	6	ØSTLI	43.527	33	GERRITSEN	26.307	14	21	PAS	1:53.471	1:53.567	0.096
15	33	GERRITSEN	43.901	3	FRAUENSCHUH	43.545	18	KAMENICKY	26.494	15	33	GERRITSEN	1:53.574	1:53.574	0.000
16	18	KAMENICKY	44.232	13	KAMENICKY	43.995	30	DE BOER	26.596	16	18	KAMENICKY	1:54.894	1:55.419	0.525
17	89	LEGALLE	44.447	89	LEGALLE	44.079	21	PAS	26.606	17	89	LEGALLE	1:55.179	1:55.234	0.055
18	36	VERMEULEN	44.705	18	KAMENICKY	44.168	13	KAMENICKY	26.628	18	13	KAMENICKY	1:55.594	1:56.255	0.661
19	30	DE BOER	44.755	14	KEHRER	44.359	89	LEGALLE	26.653	19	30	DE BOER	1:55.817	1:55.824	0.007
20	42	HOBSON	44.764	30	DE BOER	44.466	14	KEHRER	26.823	20	14	KEHRER	1:56.126	1:56.288	0.162
21	14	KEHRER	44.944	36	VERMEULEN	44.556	36	VERMEULEN	26.932	21	36	VERMEULEN	1:56.193	1:56.193	0.000
22	13	KAMENICKY	44.971	24	MICHEL	44.744	42	HOBSON	27.256	22	42	HOBSON	1:56.998	1:57.010	0.012
23	24	MICHEL	45.062	42	HOBSON	44.978	24	MICHEL	27.483	23	24	MICHEL	1:57.289	1:57.592	0.303
24	40	WILHELM	45.940	40	WILHELM	45.172	40	WILHELM	27.565	24	40	WILHELM	1:58.677	1:59.064	0.387
25	38	PAVLICEK	46.422	38	PAVLICEK	46.064	38	PAVLICEK	27.729	25	38	PAVLICEK	2:00.215	2:00.975	0.760
26	37	PFEIFER	47.355	37	PFEIFER	47.651	37	PFEIFER	28.857	26	37	PFEIFER	2:03.863	2:03.927	0.064
27	96	SCHOUREN	47.584	96	SCHOUREN	47.676	96	SCHOUREN	29.105	27	96	SCHOUREN	2:04.365	2:04.963	0.598
28	65	LAAN	48.267	65	LAAN	48.642	65	LAAN	29.367	28	65	LAAN	2:06.276	2:06.851	0.575
29	32	SVOBODA	49.270	32	SVOBODA	49.004	32	SVOBODA	29.737	29	32	SVOBODA	2:08.011	2:08.759	0.748
30	70	OOMEN	50.370	70	OOMEN	51.486	70	OOMEN	31.215	30	70	OOMEN	2:13.071	2:13.765	0.694
31	63	LOHRENGEL	52.245	63	LOHRENGEL	51.670	63	LOHRENGEL	31.866	31	63	LOHRENGEL	2:15.781	2:16.092	0.311

Perfect Lap	1:48.519
-------------	----------


Weather / Track : Cloudy / Dry

Assen  
Circuit Length = 2.8223 miles  
Start: 16:20 End: 16:47

# MCRCB BULLETIN TK046

## UEM Supermono Cup

### RACES 1 & 4 - PROVISIONAL GRID

ROW 8	2:16.092 63 Kai-Uwe LOHRENGEL	2:09.712 70 Alex OOMEN	2:08.759 32 Josef SVOBODA	2:04.963 96 Frank SCHOUREN
ROW 7	2:04.674 65 Piet LAAN	2:03.927 37 Lutz PFEIFER	2:00.975 38 Jan PAVLICEK	1:59.064 40 Mario WILHELM
ROW 6	1:57.592 24 Alexander MICHEL	1:57.010 42 James HOBSON	1:56.288 14 Johannes KEHRER	1:56.255 13 Martin KAMENICKY
ROW 5	1:56.193 36 Jeffrey VERMEULEN	1:55.989 85 John BAKKER	1:55.824 30 Bob DE BOER	1:55.419 18 Libor KAMENICKY
ROW 4	1:54.928 89 David LEGALLE	1:54.061 66 Michael VIRAVONGSA	1:53.574 33 Niels GERRITSEN	1:53.567 21 Roy PAS
ROW 3	1:53.388 19 Perry GOLDSTEIN	1:53.187 6 Allan ØSTLI	1:52.952 10 Jan HANHOFF	1:51.850 99 Michel CAMPEN
ROW 2	1:51.528 20 Nico KEHRER	1:51.277 3 Josef FRAUENSCHUH	1:50.590 7 Manfred KEHRMANN	1:49.675 2 Brian SLOOTEN
ROW 1	1:49.438 8 Sjoerd VAN BUITEN	1:49.316 1 Alexander VAN DIJK	1:49.301 45 Stefan MEINERS	1:48.830 11 Mike VELTHUIJZEN
<b>Pole</b>				
				

Assen  
Circuit Length = 2.8223 miles

These results are provisional until the conclusion of any judicial and technical matters.

Race Director :	Stewards :	Timekeeper :
-----------------	------------	--------------

Printed - 17.02 Friday, 21 September 2012

# MCRCB BULLETIN TK057

## UEM Supermono Cup

### WARM-UP - CLASSIFICATION

POS	NO	CL	NAME	ENTRY	TIME	ON	LAPS	GAP	DIFF	MPH
1	2		<b>Brian SLOOTEN</b>	Bakker DRZ 450 -	<b>2:08.132</b>	2	3			79.29
2	45		<b>Stefan MEINERS</b>	Rotax 450 -	<b>2:09.497</b>	4	4	<b>1.365</b>	1.365	78.45
3	42		<b>James HOBSON</b>	Honda - Two 4 Motorsport	<b>2:14.646</b>	4	4	<b>6.514</b>	5.149	75.45
4	18		<b>Libor KAMENICKY</b>	Jawa 624 - H.L.M. Racing Team	<b>2:16.973</b>	4	4	<b>8.841</b>	2.327	74.17
5	1		<b>Alexander VAN DIJK</b>	Over Yamaha 720 -	<b>2:18.415</b>	1	1	<b>10.283</b>	1.442	73.40
6	11		<b>Mike VELTHUIJZEN</b>	Yamaha 780 -	<b>2:19.935</b>	2	2	<b>11.803</b>	1.520	72.60
7	19		<b>Perry GOLDSTEIN</b>	KTM 690 - Hyside KTM	<b>2:21.243</b>	2	2	<b>13.111</b>	1.308	71.93
8	37		<b>Lutz PFEIFER</b>	Bimota 650 -	<b>2:22.830</b>	4	4	<b>14.698</b>	1.587	71.13
9	24		<b>Alexander MICHEL</b>	MUZ 720 - Motor Michel Racing Team	<b>2:23.555</b>	2	2	<b>15.423</b>	0.725	70.77
10	66		<b>Michael VIRAVONGSA</b>	Rotax 450 - Team Jems Racing	<b>2:23.836</b>	2	2	<b>15.704</b>	0.281	70.63
11	13		<b>Martin KAMENICKY</b>	Jawa 624 -	<b>2:24.599</b>	2	2	<b>16.467</b>	0.763	70.26
12	33		<b>Niels GERRITSEN</b>	Yamaha 686 - Han Automotive / Camperpoint	<b>2:37.531</b>	2	3	<b>29.399</b>	12.932	64.49
13	65		<b>Piet LAAN</b>	Suzuki DR 750 -	<b>2:41.868</b>	3	3	<b>33.736</b>	4.337	62.76
14	30		<b>Bob DE BOER</b>	Yamaha 686 - ABC Hekwerk	<b>2:44.250</b>	3	3	<b>36.118</b>	2.382	61.85
15	38		<b>Jan PAVLICEK</b>	Honda 450 -	<b>2:46.058</b>	2	2	<b>37.926</b>	1.808	61.18
16	63		<b>Kai-Uwe LOHRENGEL</b>	Yamaha 686 - Dieter Sanhex	<b>2:56.878</b>	2	3	<b>48.746</b>	10.820	57.44
17	32		<b>Josef SVOBODA</b>	Husaberg -	<b>3:17.655</b>	2	2	<b>1:09.523</b>	20.777	51.40
18	3		<b>Josef FRAUENSCHUH</b>	KTM 750 - Rox-Energy Headstart MSV Domerberg Fa. I		0	3			
19	10		<b>Jan HANHOFF</b>	KTM 720 - Pirate Racing		0	2			
20	40		<b>Mario WILHELM</b>	MUZ 660 -		0	2			
21	89		<b>David LEGALLE</b>	BMW 720 - BMW / AFAM Rings / Boxer Passion		0	2			
22	8		<b>Sjoerd VAN BUITEN</b>	Ducati 560 -		0	1			
23	7		<b>Manfred KEHRMANN</b>	BMW 720 -		0	0			
24	14		<b>Johannes KEHRER</b>	MZ 720 - Kehrer Racing Team		0	0			
25	21		<b>Roy PAS</b>	KTM -		0	0			
26	96		<b>Frank SCHOUREN</b>	Suzuki DR 750 - RCB		0	0			

Weather / Track : Sunny / Wet

These results are provisional until the conclusion of any judicial and technical matters.

Assen

Circuit Length = 2.8223 miles

Start: 10:00 End: 10:10

Race Director :

Stewards :

Timekeeper :

# MCRCB BULLETIN TK058

## UEM Supermono Cup

### WARM-UP - SECTOR ANALYSIS

<b>1</b>	<b>Alexander VAN DIJK</b>												
1-	52.945	127.1	53.398	<i>32.072</i>	<i>102.9</i>	<b>2:18.415</b>							
<b>2</b>	<b>Brian SLOOTEN</b>												
1-	50.604	112.0	50.339	29.407	102.7	2:10.350	3-	<i>48.399</i>	<i>122.0</i>	50.194	30.922	102.7	2:09.515
2-	48.992	121.4	<i>49.936</i>	<i>29.204</i>	<i>103.6</i>	<b>2:08.132</b>							
<b>3</b>	<b>Josef FRAUENSCHUH</b> Rox-Energy Headstart MSV Domerberg Fa. Lindhbauer												
1-	Out	95.5	57.241	<i>34.919</i>	<i>100.1</i>	2:25.551	3-			In		In	2:53.477 P
2-	<i>55.194</i>	<i>103.4</i>	<i>56.140</i>		In	2:36.227 P							
<b>7</b>	<b>Manfred KEHRMANN</b>												
<b>8</b>	<b>Sjoerd VAN BUITEN</b>												
1-	<i>53.098</i>	107.4	58.628		In	2:34.693 P							
<b>10</b>	<b>Jan HANHOFF</b> Pirate Racing												
1-	Out	57.4	1:26.986		In	3:54.414 P	2-	Out	<i>90.4</i>	<i>1:12.901</i>	<i>44.532</i>	<i>87.1</i>	4:25.607
<b>11</b>	<b>Mike VELTHUIJZEN</b>												
1-	Out	110.7	57.762	34.830	97.5	2:29.643	2-	52.847	<i>129.8</i>	<i>54.199</i>	<i>32.889</i>	<i>103.8</i>	<b>2:19.935</b>
<b>13</b>	<b>Martin KAMENICKY</b>												
1-	Out	105.7	58.328	<i>33.852</i>	<i>93.5</i>	2:28.654	2-	<i>54.525</i>	<i>115.9</i>	<i>55.470</i>	34.604	89.9	<b>2:24.599</b>
<b>14</b>	<b>Johannes KEHRER</b> Kehrer Racing Team												
<b>18</b>	<b>Libor KAMENICKY</b> H.L.M. Racing Team												
1-	Out	97.1	1:03.589	36.325	92.9	2:36.965	3-	52.289	115.5	54.714	32.632	101.0	2:19.635
2-	55.745	112.4	56.990	34.082	96.5	2:26.817	4-	<i>50.889</i>	<i>123.6</i>	<i>53.921</i>	<i>32.163</i>	<i>101.5</i>	<b>2:16.973</b>
<b>19</b>	<b>Perry GOLDSTEIN</b> Hyside KTM												
1-	Out	97.8	57.494	32.903	98.4	2:25.134	2-	<i>54.565</i>	105.5	<i>54.802</i>	<i>31.876</i>	<i>102.7</i>	<b>2:21.243</b>
<b>21</b>	<b>Roy PAS</b>												
<b>24</b>	<b>Alexander MICHEL</b> Motor Michel Racing Team												
1-	Out	104.4	57.369	34.606	98.6	2:28.041	2-	<i>54.301</i>	<i>112.0</i>	<i>55.240</i>	<i>34.014</i>	<i>99.3</i>	<b>2:23.555</b>
<b>30</b>	<b>Bob DE BOER</b> ABC Hekwerk												
1-	Out	70.1	1:13.168	43.007	<i>80.1</i>	3:06.492	3-	<i>1:02.072</i>	<i>95.7</i>	<i>1:03.755</i>	<i>38.423</i>	76.9	<b>2:44.250</b>
2-	1:05.306	92.3	1:05.189	38.597	79.7	2:49.092							
<b>32</b>	<b>Josef SVOBODA</b>												
1-	Out	64.3	1:20.688	46.422	83.6	3:19.646	2-	1:16.028	69.3	1:17.288	<i>44.339</i>	<i>93.3</i>	<b>3:17.655</b>
<b>33</b>	<b>Niels GERRITSEN</b> Han Automotive / Camperpoint												
1-	Out	83.4	1:10.838	38.755	90.1	2:51.135	3-	1:00.756	<i>105.0</i>	<i>1:01.104</i>	36.332	88.9	2:38.192
2-	<i>59.475</i>	104.2	1:02.151	<i>35.905</i>	<i>90.3</i>	<b>2:37.531</b>							
<b>37</b>	<b>Lutz PFEIFER</b>												
1-	Out	99.4	58.591	35.771	91.2	2:30.294	3-	54.775	103.4	57.621	34.121	91.0	2:26.517
2-	57.324	103.9	55.747	34.103	93.1	2:27.174	4-	<i>54.287</i>	<i>108.4</i>	<i>54.659</i>	<i>33.884</i>	<i>95.7</i>	<b>2:22.830</b>

Weather / Track : Sunny / Wet

Assen  
Circuit Length = 2.8223 miles  
Start: 10:00 End: 10:10

# MCRCB BULLETIN TK058

## UEM Supermono Cup

### WARM-UP - SECTOR ANALYSIS

<b>38</b>	<b>Jan PAVLICEK</b>												
1-	Out	91.4	1:04.533	<i>38.840</i>	<i>92.5</i>	2:39.401	<b>2-</b>	<i>1:03.063</i>	90.6	<i>1:03.882</i>	39.113	79.3	<b>2:46.058</b>
<b>40</b>	<b>Mario WILHELM</b>												
1-	Out	62.1	1:14.161	In		3:23.908 P	<b>2-</b>	Out	91.4	<i>1:10.971</i>	<i>43.970</i>	<i>84.0</i>	3:26.088
<b>42</b>	<b>James HOBSON</b> Two 4 Motorsport												
1-	Out	96.7	1:00.666	34.092	94.5	2:28.232	<b>3-</b>	51.265	<i>117.9</i>	52.802	32.328	<i>95.7</i>	2:16.395
2-	53.748	116.7	55.566	32.468	95.1	2:21.782	<b>4-</b>	<i>50.766</i>	<i>117.9</i>	<i>51.990</i>	<i>31.890</i>	94.5	<b>2:14.646</b>
<b>45</b>	<b>Stefan MEINERS</b>												
1-	Out	118.4	54.412	32.605	103.8	2:19.950	<b>3-</b>	49.849	<i>125.7</i>	50.539	30.750	<i>104.6</i>	2:11.138
2-	50.995	125.0	52.508	31.040	104.3	2:14.543	<b>4-</b>	<i>49.411</i>	125.2	<i>49.551</i>	<i>30.535</i>	104.3	<b>2:09.497</b>
<b>63</b>	<b>Kai-Uwe LOHRENGEL</b> Dieter Sanchex												
1-	Out	80.8	1:14.438	45.018	74.2	3:07.687	<b>3-</b>	1:08.864	61.7	1:09.627	40.893	75.7	2:59.384
2-	<i>1:08.160</i>	<i>87.0</i>	<i>1:08.089</i>	<i>40.629</i>	<i>78.5</i>	<b>2:56.878</b>							
<b>65</b>	<b>Piet LAAN</b>												
1-	Out	74.2	1:13.275	42.750	92.7	3:05.872	<b>3-</b>	<i>1:00.972</i>	<i>97.4</i>	<i>1:03.031</i>	<i>37.865</i>	<i>94.1</i>	<b>2:41.868</b>
2-	1:05.887	94.7	1:05.971	38.287	92.5	2:50.145							
<b>66</b>	<b>Michael VIRAVONGSA</b> Team Jems Racing												
1-	Out	103.7	56.997	34.848	<i>100.8</i>	2:24.624	<b>2-</b>	54.292	<i>112.2</i>	<i>56.397</i>	<i>33.147</i>	99.9	<b>2:23.836</b>
<b>89</b>	<b>David LEGALLE</b> BMW / AFAM Rings / Boxer Passion												
1-	<i>56.124</i>	<i>109.7</i>	<i>56.454</i>	In		2:43.743 P	<b>2-</b>			In	In		2:00.709 P
<b>96</b>	<b>Frank SCHOUREN</b> RCB												

Weather / Track : Sunny / Wet

Assen  
Circuit Length = 2.8223 miles  
Start: 10:00 End: 10:10

# MCRCB BULLETIN TK059

## UEM Supermono Cup

### WARM-UP - SPEED TRAPS

SECTOR 1				SECTOR 2			FINISH LINE			
POS	NO	NAME	MPH	NO	NAME	MPH	NO	NAME	MPH	
1	11	Mike VELTHUIJZEN	129.8				45	Stefan MEINERS	104.6	
2	1	Alexander VAN DIJK	129.1				11	Mike VELTHUIJZEN	103.8	
3	45	Stefan MEINERS	125.7				2	Brian SLOOTEN	103.6	
4	18	Libor KAMENICKY	123.6				1	Alexander VAN DIJK	102.9	
5	2	Brian SLOOTEN	122.0				8	Sjoerd VAN BUITEN	102.7	
6	42	James HOBSON	117.9				19	Perry GOLDSTEIN	102.7	
7	8	Sjoerd VAN BUITEN	117.3				18	Libor KAMENICKY	101.5	
8	13	Martin KAMENICKY	115.9				66	Michael VIRAVONGSA	100.8	
9	66	Michael VIRAVONGSA	112.2				3	Josef FRAUENSCHUH	100.1	
10	24	Alexander MICHEL	112.0				24	Alexander MICHEL	99.3	
11	89	David LEGALLE	109.7				37	Lutz PFEIFER	95.7	
12	37	Lutz PFEIFER	108.4				42	James HOBSON	95.7	
13	19	Perry GOLDSTEIN	106.7				65	Piet LAAN	94.1	
14	33	Niels GERRITSEN	105.0				89	David LEGALLE	93.9	
15	3	Josef FRAUENSCHUH	103.4				13	Martin KAMENICKY	93.5	
16	40	Mario WILHELM	98.8				32	Josef SVOBODA	93.3	
17	65	Piet LAAN	97.4				38	Jan PAVLICEK	92.5	
18	30	Bob DE BOER	95.7				33	Niels GERRITSEN	90.3	
19	38	Jan PAVLICEK	92.7				10	Jan HANHOFF	87.1	
20	10	Jan HANHOFF	90.4				40	Mario WILHELM	84.0	
21	63	Kai-Uwe LOHRENGEL	87.0				30	Bob DE BOER	80.1	
22	32	Josef SVOBODA	73.7				63	Kai-Uwe LOHRENGEL	78.5	

Weather / Track : Sunny / Wet

Assen  
Circuit Length = 2.8223 miles  
Start: 10:00 End: 10:10

# MCRCB BULLETIN TK060

## UEM Supermono Cup

### WARM-UP - BEST SECTOR TIMES

SECTOR 1			SECTOR 2			SECTOR 3			IDEAL / BEST COMPARISON						
POS	NO	NAME	TIME	NO	NAME	TIME	NO	NAME	TIME	POS	NO	NAME	IDEAL	BEST	DIFF
1	2	SLOOTEN	48.399	45	MEINERS	49.551	2	SLOOTEN	29.204	1	2	SLOOTEN	2:07.539	2:08.132	0.593
2	45	MEINERS	49.411	2	SLOOTEN	49.936	45	MEINERS	30.535	2	45	MEINERS	2:09.497	2:09.497	0.000
3	1	VAN DIJK	50.419	42	HOBSON	51.990	19	GOLDSTEIN	31.876	3	42	HOBSON	2:14.646	2:14.646	0.000
4	42	HOBSON	50.766	1	VAN DIJK	52.489	42	HOBSON	31.890	4	1	VAN DIJK	2:14.980	2:18.415	3.435
5	18	KAMENICKY	50.889	18	KAMENICKY	53.921	1	VAN DIJK	32.072	5	18	KAMENICKY	2:16.973	2:16.973	0.000
6	11	VELTHUIJZEN	51.126	11	VELTHUIJZEN	54.199	18	KAMENICKY	32.163	6	11	VELTHUIJZEN	2:18.214	2:19.935	1.721
7	8	VAN BUITEN	53.098	37	PFEIFER	54.659	8	VAN BUITEN	32.702	7	19	GOLDSTEIN	2:21.243	2:21.243	0.000
8	66	VIRAVONGSA	53.151	19	GOLDSTEIN	54.802	11	VELTHUIJZEN	32.889	8	8	VAN BUITEN	2:22.208		
9	37	PFEIFER	54.287	24	MICHEL	55.240	66	VIRAVONGSA	33.147	9	66	VIRAVONGSA	2:22.695	2:23.836	1.141
10	24	MICHEL	54.301	13	KAMENICKY	55.470	13	KAMENICKY	33.852	10	37	PFEIFER	2:22.830	2:22.830	0.000
11	13	KAMENICKY	54.525	3	FRAUENSCHUH	56.140	37	PFEIFER	33.884	11	24	MICHEL	2:23.555	2:23.555	0.000
12	19	GOLDSTEIN	54.565	66	VIRAVONGSA	56.397	24	MICHEL	34.014	12	13	KAMENICKY	2:23.847	2:24.599	0.752
13	3	FRAUENSCHUH	55.194	8	VAN BUITEN	56.408	3	FRAUENSCHUH	34.919	13	3	FRAUENSCHUH	2:26.253		
14	89	LEGALLE	56.124	89	LEGALLE	56.454	89	LEGALLE	35.860	14	89	LEGALLE	2:28.438		
15	33	GERRITSEN	59.475	33	GERRITSEN	1:01.104	33	GERRITSEN	35.905	15	33	GERRITSEN	2:36.484	2:37.531	1.047
16	65	LAAN	1:00.972	65	LAAN	1:03.031	65	LAAN	37.865	16	65	LAAN	2:41.868	2:41.868	0.000
17	30	DE BOER	1:02.072	30	DE BOER	1:03.755	30	DE BOER	38.423	17	30	DE BOER	2:44.250	2:44.250	0.000
18	38	PAVLICEK	1:03.063	38	PAVLICEK	1:03.882	38	PAVLICEK	38.840	18	38	PAVLICEK	2:45.785	2:46.058	0.273
19	63	LOHRENGEL	1:08.160	63	LOHRENGEL	1:08.089	63	LOHRENGEL	40.629	19	63	LOHRENGEL	2:56.878	2:56.878	0.000
20	32	SVOBODA	1:10.395	40	WILHELM	1:10.971	40	WILHELM	43.970	20	32	SVOBODA	3:08.745	3:17.655	8.910
21	10	HANHOFF		10	HANHOFF	1:12.901	32	SVOBODA	44.339	21	10	HANHOFF			
22	40	WILHELM		32	SVOBODA	1:14.011	10	HANHOFF	44.532	22	40	WILHELM			

Perfect Lap	2:07.154
-------------	----------


Weather / Track : Sunny / Wet

Assen  
Circuit Length = 2.8223 miles  
Start: 10:00 End: 10:10

# MCRCB BULLETIN TK061

## UEM Supermono Cup

### RACES 1 & 4 - FINAL GRID

ROW 8	2:16.092 63 Kai-Uwe LOHRENGEL	2:09.712 70 Alex OOMEN	2:08.759 32 Josef SVOBODA	2:04.963 96 Frank SCHOUREN
ROW 7	2:04.674 65 Piet LAAN	2:03.927 37 Lutz PFEIFER	2:00.975 38 Jan PAVLICEK	1:59.064 40 Mario WILHELM
ROW 6	1:57.592 24 Alexander MICHEL	1:57.010 42 James HOBSON	1:56.288 14 Johannes KEHRER	1:56.255 13 Martin KAMENICKY
ROW 5	1:56.193 36 Jeffrey VERMEULEN	1:55.989 85 John BAKKER	1:55.824 30 Bob DE BOER	1:55.419 18 Libor KAMENICKY
ROW 4	1:54.928 89 David LEGALLE	1:54.061 66 Michael VIRAVONGSA	1:53.574 33 Niels GERRITSEN	1:53.567 21 Roy PAS
ROW 3	1:53.388 19 Perry GOLDSTEIN	1:53.187 6 Allan ØSTLI	1:52.952 10 Jan HANHOFF	1:51.850 99 Michel CAMPEN
ROW 2	1:51.528 20 Nico KEHRER	1:51.277 3 Josef FRAUENSCHUH	1:50.590 7 Manfred KEHRMANN	1:49.675 2 Brian SLOOTEN
ROW 1	1:49.438 8 Sjoerd VAN BUITEN	1:49.316 1 Alexander VAN DIJK	1:49.301 45 Stefan MEINERS	1:48.830 11 Mike VELTHUIZEN
<b>Pole</b>				
				

Assen  
Circuit Length = 2.8223 miles

These results are provisional until the conclusion of any judicial and technical matters.

Race Director :	Stewards :	Timekeeper :
-----------------	------------	--------------

Printed - 10.13 Saturday, 22 September 2012



# MCRCB BULLETIN TK096

## UEM Supermono Cup RACE 1 - CLASSIFICATION

POS	NO	CL	NAME	ENTRY	LAPS	TIME	GAP	DIFF	MPH	BEST	ON
1	11		<b>Mike VELTHUIJZEN</b>	Yamaha 780 -	12	22:06.826			91.88	1:48.519	12
2	1		<b>Alexander VAN DIJK</b>	Over Yamaha 720 -	12	22:07.544	<b>0.718</b>	0.718	91.84	1:48.918	11
3	2		<b>Brian SLOOTEN</b>	Bakker DRZ 450 -	12	22:18.110	<b>11.284</b>	10.566	91.11	1:49.852	5
4	45		<b>Stefan MEINERS</b>	Rotax 450 -	12	22:19.761	<b>12.935</b>	1.651	91.00	1:49.968	11
5	7		<b>Manfred KEHRMANN</b>	BMW 720 -	12	22:44.693	<b>37.867</b>	24.932	89.34	1:51.886	8
6	66		<b>Michael VIRAVONGSA</b>	Rotax 450 - Team Jems Racing	12	22:44.805	<b>37.979</b>	0.112	89.33	1:52.289	12
7	6		<b>Allan ØSTLI</b>	Ducati 560 - JSB Racing Denmark	12	22:51.953	<b>45.127</b>	7.148	88.86	1:53.031	5
8	19		<b>Perry GOLDSTEIN</b>	KTM 690 - Hyside KTM	12	23:02.472	<b>55.646</b>	10.519	88.19	1:53.642	7
9	89		<b>David LEGALLE</b>	BMW 720 - BMW / AFAM Rings / Boxer Passion	12	23:19.502	<b>1:12.676</b>	17.030	87.11	1:55.061	6
10	18		<b>Libor KAMENICKY</b>	Jawa 624 - H.L.M. Racing Team	12	23:21.913	<b>1:15.087</b>	2.411	86.96	1:54.974	6
11	33		<b>Niels GERRITSEN</b>	Yamaha 686 - Han Automotive / Camperpoint	12	23:34.245	<b>1:27.419</b>	12.332	86.20	1:54.919	11
12	14		<b>Johannes KEHRER</b>	MZ 720 - Kehrer Racing Team	12	23:34.388	<b>1:27.562</b>	0.143	86.20	1:54.138	11
13	42		<b>James HOBSON</b>	Honda - Two 4 Motorsport	12	23:44.666	<b>1:37.840</b>	10.278	85.57	1:56.448	12
14	99		<b>Michel CAMPEN</b>	Bakker 720 -	12	23:45.172	<b>1:38.346</b>	0.506	85.54	1:52.551	6
15	40		<b>Mario WILHELM</b>	MUZ 660 -	11	22:18.216	<b>1 lap</b>	1 lap	83.51	1:59.615	11
16	38		<b>Jan PAVLICEK</b>	Honda 450 -	11	22:19.189	<b>1 lap</b>	0.973	83.45	1:59.247	10
17	30		<b>Bob DE BOER</b>	Yamaha 686 - ABC Hekwerk	11	22:23.199	<b>1 lap</b>	4.010	83.20	1:55.332	11
18	37		<b>Lutz PFEIFER</b>	Bimota 650 -	11	23:09.024	<b>1 lap</b>	45.825	80.46	2:03.848	10
19	32		<b>Josef SVOBODA</b>	Husaberg -	11	24:10.977	<b>1 lap</b>	1:01.953	77.02	2:08.078	11
20	63		<b>Kai-Uwe LOHRENGEL</b>	Yamaha 686 - Dieter Sanhex	10	22:35.723	<b>2 laps</b>	1 lap	74.94	2:12.737	2

### NOT CLASSIFIED

DNF 21	<b>Roy PAS</b>	KTM -	11	21:30.395	<b>1 lap</b>		86.61	1:54.570	11
DNF 3	<b>Josef FRAUENSCHUH</b>	KTM 750 - Rox-Energy Headstart MSV Domerberg F	9	16:46.979	<b>3 laps</b>	2 laps	90.80	1:49.824	5
DNF 96	<b>Frank SCHOUREN</b>	Suzuki DR 750 - RCB	7	14:46.289	<b>5 laps</b>	2 laps	80.24	2:02.672	6
DNF 70	<b>Alex OOMEN</b>	Bimota 650 -	7	15:37.341	<b>5 laps</b>	51.052	75.87	2:10.336	6
DNF 24	<b>Alexander MICHEL</b>	MUZ 720 - Motor Michel Racing Team	3	6:07.242	<b>9 laps</b>	4 laps	82.99	1:59.003	3
DNF 36	<b>Jeffrey VERMEULEN</b>	Yamaha 720 -	3	6:09.229	<b>9 laps</b>	1.987	82.55	1:59.210	3
DNF 13	<b>Martin KAMENICKY</b>	Jawa 624 -	2	4:01.786	<b>10 laps</b>	1 lap	84.04	1:56.972	2
DNF 8	<b>Sjoerd VAN BUITEN</b>	Ducati 560 -	1	2:34.995	<b>11 laps</b>	1 lap	65.55		
DNF 85	<b>John BAKKER</b>	- Novabike TU Delft	1	3:35.967	<b>11 laps</b>	1:00.972	47.04		
DNF 65	<b>Piet LAAN</b>	Suzuki DR 750 -	0						

### FASTEST LAP

11	<b>Mike VELTHUIJZEN</b>	Yamaha 780 -	12	1:48.519	93.62 mph	150.67 kph
----	-------------------------	--------------	----	----------	-----------	------------

Weather / Track : Bright / Dry

These results are provisional until the conclusion of any judicial and technical matters.

Assen

Circuit Length = 2.8223 miles

Start: 14:49 End: 15:13

Race Director :	Stewards :	Timekeeper :
-----------------	------------	--------------

**MCRCB BULLETIN TK097**

**UEM Supermono Cup  
RACE 1 - LAP CHART**

Lap 1			Lap 2			Lap 3			Lap 4			Lap 5		
No	Behind	Laptime	No	Behind	Laptime	No	Behind	Laptime	No	Behind	Laptime	No	Behind	Laptime
11		1:57.067	11		1:50.677	11		1:50.829	11		1:49.782	11		1:49.724
1	0.173	1:57.240	1	0.257	1:50.761	1	0.347	1:50.919	1	0.346	1:49.781	1	0.396	1:49.774
3	1.312	1:58.379	2	2.953	1:52.056	45	4.207	1:51.589	45	5.128	1:50.703	45	6.338	1:50.934
2	1.574	1:58.641	45	3.447	1:52.218	2	4.353	1:52.229	3	6.291	1:51.503	3	6.391	1:49.824
45	1.906	1:58.973	3	3.690	1:53.055	3	4.570	1:51.709	2	6.630	1:52.059	2	6.758	1:49.852
19	3.048	2:00.115	7	5.926	1:53.048	7	7.583	1:52.486	7	10.752	1:52.951	7	14.401	1:53.373
7	3.555	2:00.622	19	6.550	1:54.179	66	8.249	1:52.499	66	10.961	1:52.494	66	14.664	1:53.427
66	4.122	2:01.189	66	6.579	1:53.134	19	9.826	1:54.105	6	13.220	1:53.175	6	16.527	1:53.031
6	4.398	2:01.465	6	7.009	1:53.288	6	9.827	1:53.647	19	15.626	1:55.582	19	20.298	1:54.396
18	7.022	2:04.089	18	12.691	1:56.346	89	18.434	1:56.229	18	25.373	1:56.628	18	31.385	1:55.736
21	7.264	2:04.331	89	13.034	1:56.346	18	18.527	1:56.665	89	25.595	1:56.943	89	31.749	1:55.878
89	7.365	2:04.432	21	13.110	1:56.523	21	18.641	1:56.360	21	25.914	1:57.055	21	38.388	2:02.198
13	7.747	2:04.814	13	14.042	1:56.972	42	26.569	1:58.294	42	35.635	1:58.848	42	43.933	1:58.022
42	10.813	2:07.880	42	19.104	1:58.968	24	28.669	1:59.003	33	39.193	1:59.743	33	45.500	1:56.031
24	11.616	2:08.683	24	20.495	1:59.556	33	29.232	1:56.987	14	40.529	1:59.381	14	47.507	1:56.702
30	12.133	2:09.200	30	20.919	1:59.463	36	30.656	1:59.210	40	48.125	2:03.015	40	59.632	2:01.231
33	12.723	2:09.790	36	22.275	2:00.104	14	30.930	1:57.767	38	48.436	2:03.740	38	59.983	2:01.271
36	12.848	2:09.915	33	23.074	2:01.028	38	34.478	2:01.523	30	52.301	2:07.001	30	1:00.692	1:58.115
38	13.469	2:10.536	38	23.784	2:00.992	40	34.892	2:01.217	96	1:07.065	2:06.023	99	1:13.576	1:53.562
40	14.521	2:11.588	14	23.992	1:59.989	30	35.082	2:04.992 P	37	1:08.189	2:05.675	96	1:21.313	2:03.972
14	14.680	2:11.747	40	24.504	2:00.660	96	50.824	2:06.874	99	1:09.738	1:54.072	37	1:23.007	2:04.542
37	18.693	2:15.760	96	34.779	2:06.395	37	52.296	2:07.138	70	1:35.055	2:14.297			
96	19.061	2:16.128	37	35.987	2:07.971	99	1:05.448	1:57.106	32	1:35.369	2:14.104			
70	24.641	2:21.708	70	47.458	2:13.494	70	1:10.540	2:13.911	63	1:36.195	2:13.375			
32	25.476	2:22.543	32	47.578	2:12.779	32	1:11.047	2:14.298						
63	26.943	2:24.010	63	49.003	2:12.737	63	1:12.602	2:14.428						
8	37.928	2:34.995 P	99	59.171	1:53.481									
99	56.367	2:53.434												
85	1:38.900	3:35.967												

Weather / Track : Bright / Dry

Assen  
Circuit Length = 2.8223 miles  
Start: 14:49 End: 15:13

**MCRCB BULLETIN TK097**

**UEM Supermono Cup  
RACE 1 - LAP CHART**

Lap 6			Lap 7			Lap 8			Lap 9			Lap 10		
No	Behind	Laptime	No	Behind	Laptime	No	Behind	Laptime	No	Behind	Laptime	No	Behind	Laptime
11		1:51.450	11		1:49.493	11		1:49.770	11		1:50.385	11		1:50.119
1	0.385	1:51.439	1	0.411	1:49.519	1	0.770	1:50.129	1	0.209	1:49.824	1	0.309	1:50.219
32	1 LAP	2:10.895	3	6.935	1:50.742	37	1 LAP	2:05.385	3	7.802	1:49.996	30	1 LAP	1:57.108
3	5.686	1:50.745	2	7.182	1:50.366	2	8.064	1:50.652	2	8.364	1:50.685	2	8.461	1:50.216
70	1 LAP	2:12.054	45	7.410	1:50.768	3	8.191	1:51.026	45	8.574	1:50.600	45	9.284	1:50.829
45	6.135	1:51.247	66	20.388	1:54.145	45	8.359	1:50.719	37	1 LAP	2:04.432	66	30.819	1:55.021
2	6.309	1:51.001	7	20.832	1:54.775	7	22.948	1:51.886	7	25.763	1:53.200	7	31.469	1:55.825
63	1 LAP	2:16.265	6	22.836	1:54.212	66	23.248	1:52.630	66	25.917	1:53.054	37	1 LAP	2:04.658
7	15.550	1:52.599	32	1 LAP	2:08.838	6	26.983	1:53.917	6	30.438	1:53.840	6	33.677	1:53.358
66	15.736	1:52.522	70	1 LAP	2:10.336	19	31.394	1:53.692	19	34.882	1:53.873	19	40.632	1:55.869
6	18.117	1:53.040	19	27.472	1:53.642	32	1 LAP	2:10.524	18	53.561	1:56.595	89	59.993	1:56.176
19	23.323	1:54.475	63	1 LAP	2:13.170	18	47.351	1:56.177	89	53.936	1:56.724	18	1:00.170	1:56.728
18	34.909	1:54.974	18	40.944	1:55.528	89	47.597	1:56.014	21	1:01.192	1:56.580	21	1:06.529	1:55.456
89	35.360	1:55.061	89	41.353	1:55.486	70	1 LAP	2:11.541	32	1 LAP	2:09.742	33	1:14.982	1:56.682
21	42.973	1:56.035	21	48.985	1:55.505	21	54.997	1:55.782	33	1:08.419	1:55.481	14	1:16.008	1:55.431
33	50.533	1:56.483	33	57.876	1:56.836	63	1 LAP	2:14.533	14	1:10.696	1:55.354	42	1:21.587	1:58.480
42	50.749	1:58.266	42	58.997	1:57.741	33	1:03.323	1:55.217	42	1:13.226	1:57.009	32	1 LAP	2:10.500
14	52.634	1:56.577	14	59.180	1:56.039	14	1:05.727	1:56.317	63	1 LAP	2:15.463	99	1:28.857	1:53.433
40	1:08.861	2:00.679	99	1:19.512	1:54.328	42	1:06.602	1:57.375	99	1:25.543	1:53.504	63	1 LAP	2:13.477
38	1:09.399	2:00.866	40	1:19.639	2:00.271	99	1:22.424	1:52.682	40	1:39.491	2:00.188			
99	1:14.677	1:52.551	38	1:20.187	2:00.281	40	1:29.688	1:59.819	38	1:39.919	2:00.103			
30	1:17.536	2:08.294 P	30	1:39.044	2:11.001	38	1:30.201	1:59.784						
96	1:32.535	2:02.672	96	1:47.267	2:04.225	30	1:46.321	1:57.047						
37	1:36.908	2:05.351												

Weather / Track : Bright / Dry

Assen  
Circuit Length = 2.8223 miles  
Start: 14:49 End: 15:13

# MCRCB BULLETIN TK097

## UEM Supermono Cup RACE 1 - LAP CHART

Lap 11			Lap 12		
No	Behind	Laptime	No	Behind	Laptime
11		1:49.011	11		1:48.519
38	1 LAP	1:59.247	1	0.718	1:49.021
1	0.216	1:48.918	2	11.284	1:50.232
40	1 LAP	1:59.933	40	1 LAP	1:59.615
30	1 LAP	1:55.646	38	1 LAP	2:00.846
2	9.571	1:50.121	45	12.935	1:51.213
45	10.241	1:49.968	30	1 LAP	1:55.332
66	34.209	1:52.401	63	2 LAPS	2:18.265
7	34.481	1:52.023	7	37.867	1:51.905
6	38.435	1:53.769	66	37.979	1:52.289
37	1 LAP	2:03.848	6	45.127	1:55.211
19	47.974	1:56.353	19	55.646	1:56.191
89	1:06.115	1:55.133	37	1 LAP	2:04.264
18	1:07.545	1:56.386	89	1:12.676	1:55.080
21	1:12.088	1:54.570	18	1:15.087	1:56.061
33	1:20.890	1:54.919	33	1:27.419	1:55.048
14	1:21.135	1:54.138	14	1:27.562	1:54.946
42	1:29.911	1:57.335	42	1:37.840	1:56.448
99	1:33.396	1:53.550	99	1:38.346	1:53.469
32	1 LAP	2:08.676	32	1 LAP	2:08.078

Weather / Track : Bright / Dry

Assen  
Circuit Length = 2.8223 miles  
Start: 14:49 End: 15:13

# MCRCB BULLETIN TK098

## UEM Supermono Cup

### RACE 1 - POSITION CHART

No	Name	Laps Pos	Laps													
			1	2	3	4	5	6	7	8	9	10	11	12		
11	Mike VELTHUIJZEN	1	11	11	11	11	11	11	11	11	11	11	11	11	11	11
1	Alexander VAN DIJK	2	1	1	1	1	1	1	1	1	1	1	1	1	1	1
3	Josef FRAUENSCHUH	3	3	2	45	45	45	3	3	2	3	2	2	2	2	2
2	Brian SLOOTEN	4	2	45	2	3	3	45	2	3	2	45	45	45	45	45
45	Stefan MEINERS	5	45	3	3	2	2	2	45	45	45	66	66	66	66	66
19	Perry GOLDSTEIN	6	19	7	7	7	7	7	66	7	7	7	7	7	7	66
7	Manfred KEHRMANN	7	7	19	66	66	66	66	7	66	66	6	6	6	6	6
66	Michael VIRAVONGSA	8	66	66	19	6	6	6	6	6	6	6	19	19	19	19
6	Allan ØSTLI	9	6	6	6	19	19	19	19	19	19	89	89	89	89	89
18	Libor KAMENICKY	10	18	18	89	18	18	18	18	18	18	18	18	18	18	18
21	Roy PAS	11	21	89	18	89	89	89	89	89	89	89	21	21	21	33
89	David LEGALLE	12	89	21	21	21	21	21	21	21	21	21	33	33	33	14
13	Martin KAMENICKY	13	13	13	42	42	42	33	33	33	33	33	14	14	14	42
42	James HOBSON	14	42	42	24	33	33	42	42	14	14	42	42	42	42	99
24	Alexander MICHEL	15	24	24	33	14	14	14	14	42	42	99	99	99	99	99
30	Bob DE BOER	16	30	30	36	40	40	40	99	99	99	99	38	40	40	40
33	Niels GERRITSEN	17	33	36	14	38	38	38	40	40	40	40	40	40	40	38
36	Jeffrey VERMEULEN	18	36	33	38	30	30	99	38	38	38	38	30	30	30	30
38	Jan PAVLICEK	19	38	38	40	96	99	30	30	30	30	37	37	37	37	37
40	Mario WILHELM	20	40	14	30	37	96	96	96	37	37	37	32	32	32	32
14	Johannes KEHRER	21	14	40	96	99	37	37	37	32	32	63	63	63	63	63
37	Lutz PFEIFER	22	37	96	37	70	32	32	32	63	63	63	63	63	63	63
96	Frank SCHOUREN	23	96	37	99	32	70	70	70	70	70	70	70	70	70	70
70	Alex OOMEN	24	70	70	70	63	63	63	63	63	63	63	63	63	63	63
32	Josef SVOBODA	25	32	32	32	32	32	32	32	32	32	32	32	32	32	32
63	Kai-Uwe LOHRENGEL	26	63	63	63	63	63	63	63	63	63	63	63	63	63	63
8	Sjoerd VAN BUITEN	27	8	99	99	99	99	99	99	99	99	99	99	99	99	99
99	Michel CAMPEN	28	99	99	99	99	99	99	99	99	99	99	99	99	99	99
85	John BAKKER	29	85	85	85	85	85	85	85	85	85	85	85	85	85	85

Weather / Track : Bright / Dry

Assen  
Circuit Length = 2.8223 miles  
Start: 14:49 End: 15:13

# MCRCB BULLETIN TK099

## UEM Supermono Cup

### RACE 1 - SECTOR ANALYSIS

<b>1</b>	<b>Alexander VAN DIJK</b>											
1-	133.4	43.173	26.211	<i>109.7</i>	1:57.240	7-	<i>41.737</i>	133.4	42.034	25.748	107.8	1:49.519
2-	42.462	133.7	42.565	25.734	108.6	8-	41.947	133.7	41.914	26.268	108.1	1:50.129
3-	42.135	<i>132.9</i>	42.454	26.330	108.1	9-	42.265	<i>132.9</i>	41.941	25.618	108.6	1:49.824
4-	42.296	132.9	41.926	25.559	108.3	10-	42.080	133.2	42.365	25.774	108.6	1:50.219
5-	42.158	131.8	42.048	25.568	108.3	11-	41.764	132.1	41.638	<i>25.516</i>	109.1	<b>1:48.918</b>
6-	41.867	133.2	43.800	25.772	108.9	12-	41.863	132.9	<i>41.341</i>	25.817	104.6	1:49.021
<b>2</b>	<b>Brian SLOOTEN</b>											
1-	126.9	43.201	26.400	107.6	1:58.641	7-	42.644	127.8	42.152	25.570	108.3	1:50.366
2-	43.565	127.3	42.606	25.885	108.3	8-	43.068	125.4	41.998	25.586	108.9	1:50.652
3-	43.012	126.1	42.819	26.398	108.1	9-	42.764	<i>129.6</i>	42.347	25.574	<i>109.7</i>	1:50.685
4-	43.639	125.2	42.946	25.474	109.4	10-	42.851	127.1	41.934	25.431	109.1	1:50.216
5-	42.522	127.6	41.991	<i>25.339</i>	<i>109.7</i>	11-	42.671	126.6	<i>41.927</i>	25.523	108.9	1:50.121
6-	42.869	<i>129.6</i>	42.436	25.696	109.1	12-	<i>42.458</i>	126.6	42.082	25.692	109.1	1:50.232
<b>3</b>	<b>Josef FRAUENSCHUH</b> Rox-Energy Headstart MSV Domerberg Fa. Lindhbauer											
1-	130.8	43.599	26.309	108.6	1:58.379	6-	42.642	129.8	42.400	25.703	111.8	1:50.745
2-	43.217	130.6	43.402	26.436	111.3	7-	42.794	130.1	42.216	25.732	110.5	1:50.742
3-	42.931	131.6	42.625	26.153	<i>112.1</i>	8-	42.911	131.1	42.238	25.877	108.3	1:51.026
4-	43.412	129.3	42.521	25.570	111.8	9-	42.504	<i>134.5</i>	42.078	<i>25.414</i>	110.7	1:49.996
5-	<i>42.250</i>	130.6	<i>41.999</i>	25.575	<i>112.1</i>							
<b>6</b>	<b>Allan ØSTLI</b> JSB Racing Denmark											
1-	130.6	43.857	26.818	107.6	2:01.465	7-	43.422	129.1	44.352	26.438	108.6	1:54.212
2-	43.381	<i>132.4</i>	<i>43.181</i>	26.726	109.7	8-	43.500	131.1	43.913	26.504	108.1	1:53.917
3-	43.427	132.6	43.647	26.573	109.4	9-	43.624	130.8	43.734	26.482	109.1	1:53.840
4-	<i>43.219</i>	130.8	43.580	26.376	108.3	10-	43.625	131.1	43.392	26.341	109.4	1:53.358
5-	43.239	129.8	43.492	<i>26.300</i>	108.9	11-	43.380	130.6	43.725	26.664	108.9	1:53.769
6-	43.237	130.6	43.408	26.395	<i>110.2</i>	12-	43.650	130.8	44.270	27.291	107.1	1:55.211
<b>7</b>	<b>Manfred KEHRMANN</b>											
1-	132.4	43.975	26.300	111.0	2:00.622	7-	43.932	130.3	43.887	26.956	111.0	1:54.775
2-	43.454	132.1	43.541	26.053	110.5	8-	43.091	132.6	42.930	<i>25.865</i>	110.7	<b>1:51.886</b>
3-	43.042	<i>132.9</i>	43.183	26.261	111.0	9-	43.775	<i>132.9</i>	43.221	26.204	109.4	1:53.200
4-	43.271	131.1	43.390	26.290	108.1	10-	45.547	132.1	43.371	26.907	110.5	1:55.825
5-	43.377	129.6	43.675	26.321	109.7	11-	43.007	132.6	<i>42.896</i>	26.120	<i>112.1</i>	1:52.023
6-	43.220	130.3	43.045	26.334	109.9	12-	<i>42.720</i>	131.6	42.954	26.231	110.2	1:51.905
<b>8</b>	<b>Sjoerd VAN BUITEN</b>											
1-	<i>96.1</i>	<i>49.649</i>	In		2:34.995 P							
<b>11</b>	<b>Mike VELTHUIJZEN</b>											
1-	133.2	43.209	26.153	111.6	1:57.067	7-	41.690	133.7	42.362	25.441	111.6	1:49.493
2-	42.402	133.4	42.590	25.685	112.1	8-	41.734	133.4	42.404	25.632	112.4	1:49.770
3-	41.976	134.2	42.718	26.135	111.8	9-	42.460	<i>134.5</i>	42.363	25.562	111.8	1:50.385
4-	42.283	133.7	42.169	25.330	112.4	10-	41.999	133.9	42.557	25.563	112.1	1:50.119
5-	41.819	133.2	42.549	25.356	112.4	11-	<i>41.468</i>	134.2	41.987	25.556	<i>112.7</i>	1:49.011
6-	41.843	133.9	44.041	25.566	112.1	12-	41.505	<i>134.5</i>	<i>41.826</i>	<i>25.188</i>	<i>112.7</i>	<b>1:48.519</b>
<b>13</b>	<b>Martin KAMENICKY</b>											
1-	<i>125.9</i>	45.475	27.512	105.3	2:04.814	2-	45.828	121.8	<i>44.287</i>	<i>26.857</i>	<i>105.5</i>	<b>1:56.972</b>
<b>14</b>	<b>Johannes KEHRER</b> Kehrer Racing Team											
1-	118.6	46.738	28.318	104.1	2:11.747	7-	44.529	124.0	44.313	27.197	104.8	1:56.039
2-	45.905	123.6	46.343	27.741	104.3	8-	44.815	123.6	44.673	26.829	103.1	1:56.317
3-	45.289	122.7	44.988	27.490	<i>106.0</i>	9-	44.533	124.5	43.780	27.041	101.3	1:55.354
4-	45.214	122.7	46.167	28.000	104.3	10-	44.406	122.5	44.165	26.860	100.4	1:55.431
5-	44.766	123.4	44.667	27.269	102.9	11-	<i>43.798</i>	123.8	43.576	<i>26.764</i>	105.3	<b>1:54.138</b>
6-	44.866	121.4	44.522	27.189	102.7	12-	44.180	<i>124.7</i>	<i>43.450</i>	27.316	104.1	1:54.946

Weather / Track : Bright / Dry

Assen  
Circuit Length = 2.8223 miles  
Start: 14:49 End: 15:13

# MCRCB BULLETIN TK099

## UEM Supermono Cup

### RACE 1 - SECTOR ANALYSIS

<b>18</b>	<b>Libor KAMENICKY</b>				<b>H.L.M. Racing Team</b>								
1-		<i>127.8</i>	44.883	27.541	105.5	2:04.089	7-	43.727	126.6	44.974	26.827	105.3	1:55.528
2-	43.905	127.3	45.006	27.435	105.5	1:56.346	8-	44.201	127.1	44.795	27.181	104.8	1:56.177
3-	44.241	125.7	44.927	27.497	<i>107.6</i>	1:56.665	9-	45.039	125.2	44.597	26.959	106.5	1:56.595
4-	44.104	125.4	45.210	27.314	104.6	1:56.628	10-	44.303	124.5	44.757	27.668	106.0	1:56.728
5-	44.010	124.3	44.510	27.216	106.3	1:55.736	11-	44.622	125.9	44.600	27.164	105.5	1:56.386
6-	<i>43.588</i>	126.1	44.734	<i>26.652</i>	106.0	<b>1:54.974</b>	12-	44.431	126.4	<i>44.509</i>	27.121	105.8	1:56.061
<b>19</b>	<b>Perry GOLDSTEIN</b>				<b>Hyside KTM</b>								
1-		128.6	43.739	26.418	107.8	2:00.115	7-	<i>43.561</i>	126.1	43.540	26.541	<i>108.1</i>	<b>1:53.642</b>
2-	43.815	<i>129.6</i>	43.459	26.905	105.5	1:54.179	8-	43.583	126.1	43.586	26.523	107.1	1:53.692
3-	43.790	129.1	<i>43.426</i>	26.889	105.3	1:54.105	9-	43.763	127.3	43.696	<i>26.414</i>	107.3	1:53.873
4-	44.128	125.9	44.389	27.065	103.1	1:55.582	10-	44.223	124.5	44.158	27.488	103.6	1:55.869
5-	43.858	126.9	43.937	26.601	105.8	1:54.396	11-	43.856	125.4	45.336	27.161	104.8	1:56.353
6-	43.842	126.1	43.915	26.718	105.8	1:54.475	12-	43.901	128.1	44.886	27.404	103.1	1:56.191
<b>21</b>	<b>Roy PAS</b>												
1-		<i>128.3</i>	44.880	28.176	99.5	2:04.331	7-	44.311	120.9	44.192	27.002	104.1	1:55.505
2-	44.853	125.7	44.315	27.355	106.5	1:56.523	8-	<i>43.967</i>	122.9	44.105	27.710	103.8	1:55.782
3-	44.230	125.7	44.745	27.385	<i>108.1</i>	1:56.360	9-	44.654	122.0	44.755	27.171	103.1	1:56.580
4-	44.540	119.0	45.075	27.440	105.8	1:57.055	10-	44.317	121.1	43.981	27.158	101.0	1:55.456
5-	50.150	118.8	44.537	27.511	104.8	2:02.198	11-	44.114	121.6	<i>43.595</i>	<i>26.861</i>	103.8	<b>1:54.570</b>
6-	44.186	120.5	44.733	27.116	103.6	1:56.035							
<b>24</b>	<b>Alexander MICHEL</b>				<b>Motor Michel Racing Team</b>								
1-		<i>124.5</i>	46.907	28.561	104.1	2:08.683	3-	<i>45.152</i>	124.3	<i>45.573</i>	28.278	104.3	<b>1:59.003</b>
2-	45.731	123.8	45.685	<i>28.140</i>	<i>104.6</i>	1:59.556							
<b>30</b>	<b>Bob DE BOER</b>				<b>ABC Hekwerk</b>								
1-		122.7	47.215	28.177	103.4	2:09.200	7-	Out	120.3	44.708	27.356	103.6	2:11.001
2-	45.765	121.8	45.913	27.785	103.6	1:59.463	8-	45.167	120.7	44.754	27.126	102.4	1:57.047
3-	45.008	<i>123.6</i>	46.016	In		2:04.992 P	9-	44.775	120.5	45.158	27.175	102.9	1:57.108
4-	Out	122.7	45.361	27.428	102.4	2:07.001	10-	44.528	120.9	<i>44.023</i>	27.095	102.4	1:55.646
5-	45.289	119.0	45.246	27.580	102.2	1:58.115	11-	<i>44.232</i>	122.0	44.099	<i>27.001</i>	<i>103.8</i>	<b>1:55.332</b>
6-	45.693	120.5	45.710	In		2:08.294 P							
<b>32</b>	<b>Josef SVOBODA</b>												
1-		<i>119.2</i>	51.754	31.084	101.3	2:22.543	7-	49.620	115.7	50.348	30.556	99.0	2:10.524
2-	50.094	118.4	51.074	31.611	99.5	2:12.779	8-	49.670	117.1	50.231	29.841	100.1	2:09.742
3-	50.563	115.7	52.806	30.929	100.1	2:14.298	9-	50.054	118.4	50.381	30.065	99.3	2:10.500
4-	50.785	114.3	52.021	31.298	<i>101.5</i>	2:14.104	10-	49.457	118.1	48.885	30.334	98.8	2:08.676
5-	49.924	116.5	50.701	30.270	99.9	2:10.895	11-	49.568	<i>119.2</i>	<i>48.771</i>	<i>29.739</i>	99.5	<b>2:08.078</b>
6-	<i>49.260</i>	114.3	49.828	29.750	99.7	2:08.838							
<b>33</b>	<b>Niels GERRITSEN</b>				<b>Han Automotive / Camperpoint</b>								
1-		117.5	46.308	28.401	101.0	2:09.790	7-	45.761	120.1	44.262	<i>26.813</i>	101.0	1:56.836
2-	47.247	117.3	46.502	27.279	102.7	2:01.028	8-	44.221	121.1	44.020	26.976	99.0	1:55.217
3-	44.975	<i>121.4</i>	45.111	26.901	<i>103.4</i>	1:56.987	9-	44.943	<i>121.4</i>	<i>43.666</i>	26.872	100.6	1:55.481
4-	44.900	118.6	47.157	27.686	99.7	1:59.743	10-	45.465	119.0	44.319	26.898	101.5	1:56.682
5-	44.556	118.6	44.380	27.095	101.5	1:56.031	11-	<i>44.110</i>	119.6	43.906	26.903	101.0	<b>1:54.919</b>
6-	44.880	119.2	44.140	27.463	100.1	1:56.483	12-	44.134	120.9	43.914	27.000	100.8	1:55.048
<b>36</b>	<b>Jeffrey VERMEULEN</b>												
1-		122.5	46.949	28.654	<i>104.6</i>	2:09.915	3-	<i>45.371</i>	123.1	<i>46.102</i>	<i>27.737</i>	103.8	<b>1:59.210</b>
2-	45.593	<i>125.2</i>	46.224	28.287	103.6	2:00.104							
<b>37</b>	<b>Lutz PFEIFER</b>												
1-		<i>119.8</i>	48.732	30.611	101.0	2:15.760	7-	48.131	117.7	47.823	29.431	99.3	2:05.385
2-	49.686	117.7	48.701	29.584	100.4	2:07.971	8-	47.516	<i>119.8</i>	47.760	<i>29.156</i>	102.9	2:04.432
3-	48.775	119.4	48.666	29.697	102.7	2:07.138	9-	47.354	117.7	47.929	29.375	101.5	2:04.658
4-	48.131	116.3	48.155	29.389	102.0	2:05.675	10-	<i>47.212</i>	116.3	<i>47.375</i>	29.261	102.2	<b>2:03.848</b>

Weather / Track : Bright / Dry

Assen  
Circuit Length = 2.8223 miles  
Start: 14:49 End: 15:13

# MCRCB BULLETIN TK099

## UEM Supermono Cup

### RACE 1 - SECTOR ANALYSIS

5-	47.924	116.5	47.380	29.238	101.3	2:04.542	11-	47.670	118.8	47.394	29.200	<b>103.1</b>	2:04.264
6-	47.378	118.4	48.227	29.746	101.3	2:05.351							
<b>38</b>	<b>Jan PAVLICEK</b>												
1-		119.2	46.597	28.339	<b>102.2</b>	2:10.536	7-	46.045	117.1	46.026	28.210	<b>102.2</b>	2:00.281
2-	46.451	118.8	46.431	28.110	101.7	2:00.992	8-	46.340	119.6	45.513	27.931	101.7	1:59.784
3-	45.974	<b>120.9</b>	46.937	28.612	101.3	2:01.523	9-	46.226	118.6	45.671	28.206	<b>102.2</b>	2:00.103
4-	46.970	116.7	47.373	29.397	101.7	2:03.740	10-	<b>45.874</b>	118.1	<b>45.303</b>	28.070	93.5	<b>1:59.247</b>
5-	46.862	111.7	46.313	28.096	101.7	2:01.271	11-	46.109	117.1	45.900	28.837	99.9	2:00.846
6-	46.463	116.1	46.506	<b>27.897</b>	101.7	2:00.866							
<b>40</b>	<b>Mario WILHELM</b>												
1-		<b>115.9</b>	47.390	28.316	97.3	2:11.588	7-	46.365	113.7	45.834	28.072	96.1	2:00.271
2-	46.737	115.3	46.215	<b>27.708</b>	<b>98.8</b>	2:00.660	8-	46.413	114.1	<b>45.427</b>	27.979	96.9	1:59.819
3-	46.368	114.3	46.382	28.467	97.3	2:01.217	9-	46.443	113.6	45.543	28.202	97.3	2:00.188
4-	46.540	113.2	48.008	28.467	96.3	2:03.015	10-	46.157	107.7	45.924	27.852	98.0	1:59.933
5-	47.008	112.0	46.039	28.184	97.1	2:01.231	11-	<b>45.935</b>	113.9	45.936	27.744	97.7	<b>1:59.615</b>
6-	46.151	112.0	46.161	28.367	96.1	2:00.679							
<b>42</b>	<b>James HOBSON</b> Two 4 Motorsport												
1-		121.4	45.830	27.890	101.0	2:07.880	7-	45.662	<b>122.7</b>	44.884	<b>27.195</b>	102.4	1:57.741
2-	45.409	120.7	45.617	27.942	99.9	1:58.968	8-	44.888	120.3	45.282	27.205	101.7	1:57.375
3-	45.074	119.8	45.592	27.628	101.5	1:58.294	9-	44.718	121.1	44.744	27.547	101.3	1:57.009
4-	45.175	119.6	45.804	27.869	99.5	1:58.848	10-	45.240	119.8	45.541	27.699	100.4	1:58.480
5-	44.881	119.4	45.362	27.779	101.0	1:58.022	11-	44.606	119.8	45.160	27.569	101.7	1:57.335
6-	44.926	119.2	45.399	27.941	<b>102.7</b>	1:58.266	12-	<b>44.361</b>	121.4	<b>44.677</b>	27.410	101.7	<b>1:56.448</b>
<b>45</b>	<b>Stefan MEINERS</b>												
1-		127.6	43.366	26.635	106.5	1:58.973	7-	42.468	128.3	42.342	25.958	107.8	1:50.768
2-	43.747	129.3	42.438	26.033	108.3	1:52.218	8-	43.165	128.8	41.992	25.562	<b>108.9</b>	1:50.719
3-	42.964	128.6	42.360	26.265	106.3	1:51.589	9-	<b>42.258</b>	<b>129.6</b>	42.474	25.868	108.3	1:50.600
4-	42.781	127.8	42.201	25.721	107.6	1:50.703	10-	42.805	127.6	42.159	25.865	108.3	1:50.829
5-	42.809	127.3	42.272	25.853	107.1	1:50.934	11-	42.531	127.1	<b>41.885</b>	<b>25.552</b>	108.1	<b>1:49.968</b>
6-	43.096	129.1	42.379	25.772	108.3	1:51.247	12-	42.478	127.6	42.605	26.130	106.3	1:51.213
<b>63</b>	<b>Kai-Uwe LOHRENGEL</b> Dieter Sanchez												
1-		107.0	51.050	32.137	<b>92.1</b>	2:24.010	6-	50.025	107.5	51.554	<b>31.591</b>	88.5	2:13.170
2-	50.120	109.7	50.957	31.660	<b>92.1</b>	<b>2:12.737</b>	7-	50.352	106.2	51.626	32.555	86.0	2:14.533
3-	50.585	108.8	52.202	31.641	91.6	2:14.428	8-	51.355	97.5	51.742	32.366	85.2	2:15.463
4-	<b>49.949</b>	<b>111.1</b>	51.477	31.949	<b>92.1</b>	2:13.375	9-	50.646	108.4	<b>50.214</b>	32.617	84.5	2:13.477
5-	50.234	<b>111.1</b>	52.964	33.067	89.7	2:16.265	10-	54.427	80.2	51.905	31.933	91.4	2:18.265
<b>65</b>	<b>Piet LAAN</b>												
<b>66</b>	<b>Michael VIRAVONGSA</b> Team Jems Racing												
1-		135.3	43.803	26.708	112.4	2:01.189	7-	42.949	129.6	44.589	26.607	112.1	1:54.145
2-	43.137	<b>137.0</b>	43.449	26.548	112.1	1:53.134	8-	43.084	132.6	<b>43.021</b>	26.525	112.4	1:52.630
3-	42.924	136.7	43.151	26.424	<b>114.4</b>	1:52.499	9-	43.250	132.6	43.720	<b>26.084</b>	<b>114.4</b>	1:53.054
4-	42.709	134.2	43.678	26.107	112.7	1:52.494	10-	44.749	133.4	43.281	26.991	111.8	1:55.021
5-	43.306	134.5	43.687	26.434	<b>114.4</b>	1:53.427	11-	42.900	132.6	43.330	26.171	113.0	1:52.401
6-	43.105	134.2	43.145	26.272	112.7	1:52.522	12-	<b>42.409</b>	132.1	43.318	26.562	113.0	<b>1:52.289</b>
<b>70</b>	<b>Alex OOMEN</b>												
1-		114.7	51.794	30.386	<b>97.7</b>	2:21.708	5-	50.409	112.4	51.394	30.251	96.7	2:12.054
2-	50.420	117.5	51.358	31.716	93.9	2:13.494	6-	50.034	112.8	<b>50.131</b>	<b>30.171</b>	97.1	<b>2:10.336</b>
3-	50.555	<b>117.7</b>	52.348	31.008	96.9	2:13.911	7-	50.310	112.8	50.530	30.701	96.3	2:11.541
4-	50.991	113.0	51.933	31.373	96.1	2:14.297							
<b>85</b>	<b>John BAKKER</b> Novabike TU Delft												
1-		114.1	50.074	<b>29.071</b>	<b>100.8</b>	3:35.967							

Weather / Track : Bright / Dry

Assen  
Circuit Length = 2.8223 miles  
Start: 14:49 End: 15:13



# MCRCB BULLETIN TK099

## UEM Supermono Cup

### RACE 1 - SECTOR ANALYSIS

<b>89</b>		<b>David LEGALLE</b>		<b>BMW / AFAM Rings / Boxer Passion</b>									
1-	<i>126.9</i>	44.765	27.840	105.5	2:04.432	7-	43.917	122.2	44.449	27.120	<i>105.8</i>	1:55.486	
2-	44.185	123.6	44.497	27.664	105.1	1:56.346	8-	43.970	126.6	44.701	27.343	104.8	1:56.014
3-	44.284	122.9	44.631	27.314	104.6	1:56.229	9-	45.176	122.5	44.298	27.250	104.8	1:56.724
4-	44.662	122.7	44.829	27.452	105.5	1:56.943	10-	44.220	123.1	44.625	27.331	103.8	1:56.176
5-	<i>43.861</i>	125.7	44.594	27.423	105.1	1:55.878	11-	44.492	122.7	<i>43.625</i>	27.016	104.6	1:55.133
6-	43.947	122.7	44.138	<i>26.976</i>	105.5	<b>1:55.061</b>	12-	43.972	122.2	43.711	27.397	103.6	1:55.080
<b>96</b>		<b>Frank SCHOUREN</b>		<b>RCB</b>									
1-	<i>118.8</i>	48.297	30.644	97.5	2:16.128	5-	46.920	113.9	47.398	29.654	95.9	2:03.972	
2-	48.911	115.5	47.898	29.586	<i>98.2</i>	2:06.395	6-	<i>46.645</i>	114.9	<i>47.021</i>	<i>29.006</i>	98.0	<b>2:02.672</b>
3-	47.510	115.3	49.466	29.898	<i>98.2</i>	2:06.874	7-	47.629	112.4	47.352	29.244	97.7	2:04.225
4-	46.870	116.5	48.929	30.224	96.7	2:06.023							
<b>99</b>		<b>Michel CAMPEN</b>											
1-	127.3	43.751	26.519	107.8	2:53.434	7-	43.310	129.6	43.598	27.420	108.6	1:54.328	
2-	43.770	128.3	43.176	26.535	107.1	1:53.481	8-	43.323	129.1	43.046	26.313	107.6	1:52.682
3-	43.636	126.9	47.143	26.327	108.1	1:57.106	9-	43.535	128.6	43.454	26.515	<i>109.4</i>	1:53.504
4-	<i>43.155</i>	128.6	44.527	26.390	108.3	1:54.072	10-	43.999	128.6	43.070	26.364	108.3	1:53.433
5-	43.783	127.8	43.356	26.423	107.8	1:53.562	11-	43.974	<i>129.8</i>	43.207	26.369	108.1	1:53.550
6-	43.469	127.8	<i>42.890</i>	<i>26.192</i>	106.8	<b>1:52.551</b>	12-	43.611	129.6	43.386	26.472	107.8	1:53.469

Weather / Track : Bright / Dry

Assen  
Circuit Length = 2.8223 miles  
Start: 14:49 End: 15:13

# MCRCB BULLETIN TK100

## UEM Supermono Cup

### RACE 1 - SPEED TRAPS

SECTOR 1				SECTOR 2			FINISH LINE		
POS	NO	NAME	MPH	NO	NAME	MPH	NO	NAME	MPH
1	66	Michael VIRAVONGSA	137.0				66	Michael VIRAVONGSA	114.4
2	3	Josef FRAUENSCHUH	134.5				11	Mike VELTHUIJZEN	112.7
3	11	Mike VELTHUIJZEN	134.5				3	Josef FRAUENSCHUH	112.1
4	1	Alexander VAN DIJK	133.9				7	Manfred KEHRMANN	112.1
5	6	Allan ØSTLI	133.4				6	Allan ØSTLI	110.2
6	7	Manfred KEHRMANN	132.9				1	Alexander VAN DIJK	109.7
7	99	Michel CAMPEN	129.8				2	Brian SLOOTEN	109.7
8	2	Brian SLOOTEN	129.6				99	Michel CAMPEN	109.4
9	19	Perry GOLDSTEIN	129.6				45	Stefan MEINERS	108.9
10	45	Stefan MEINERS	129.6				19	Perry GOLDSTEIN	108.1
11	21	Roy PAS	128.3				21	Roy PAS	108.1
12	18	Libor KAMENICKY	127.8				18	Libor KAMENICKY	107.6
13	89	David LEGALLE	126.9				14	Johannes KEHRER	106.0
14	13	Martin KAMENICKY	125.9				89	David LEGALLE	105.8
15	36	Jeffrey VERMEULEN	125.2				13	Martin KAMENICKY	105.5
16	14	Johannes KEHRER	124.7				24	Alexander MICHEL	104.6
17	24	Alexander MICHEL	124.5				36	Jeffrey VERMEULEN	104.6
18	30	Bob DE BOER	123.6				30	Bob DE BOER	103.8
19	42	James HOBSON	122.7				33	Niels GERRITSEN	103.4
20	33	Niels GERRITSEN	121.4				37	Lutz PFEIFER	103.1
21	38	Jan PAVLICEK	120.9				42	James HOBSON	102.7
22	37	Lutz PFEIFER	119.8				38	Jan PAVLICEK	102.2
23	32	Josef SVOBODA	119.2				32	Josef SVOBODA	101.5
24	96	Frank SCHOUREN	118.8				85	John BAKKER	100.8
25	70	Alex OOMEN	117.7				40	Mario WILHELM	98.8
26	85	John BAKKER	117.7				96	Frank SCHOUREN	98.2
27	40	Mario WILHELM	115.9				70	Alex OOMEN	97.7
28	63	Kai-Uwe LOHRENGEL	111.1				63	Kai-Uwe LOHRENGEL	92.1
29	8	Sjoerd VAN BUITEN	96.1						

Weather / Track : Bright / Dry

Assen  
Circuit Length = 2.8223 miles  
Start: 14:49 End: 15:13

# MCRCB BULLETIN TK101

## UEM Supermono Cup

### RACE 1 - BEST SECTOR TIMES

SECTOR 1				SECTOR 2				SECTOR 3				IDEAL / BEST COMPARISON			
POS	NO	NAME	TIME	NO	NAME	TIME	NO	NAME	TIME	POS	NO	NAME	IDEAL	BEST	DIFF
1	11	VELTHUIJZEN	41.468	1	VAN DIJK	41.341	11	VELTHUIJZEN	25.188	1	11	VELTHUIJZEN	1:48.482	1:48.519	0.037
2	1	VAN DIJK	41.737	11	VELTHUIJZEN	41.826	2	SLOOTEN	25.339	2	1	VAN DIJK	1:48.594	1:48.918	0.324
3	3	FRAUENSCHUH	42.250	45	MEINERS	41.885	3	FRAUENSCHUH	25.414	3	3	FRAUENSCHUH	1:49.663	1:49.824	0.161
4	45	MEINERS	42.258	2	SLOOTEN	41.927	1	VAN DIJK	25.516	4	45	MEINERS	1:49.695	1:49.968	0.273
5	66	VIRAVONGSA	42.409	3	FRAUENSCHUH	41.999	45	MEINERS	25.552	5	2	SLOOTEN	1:49.724	1:49.852	0.128
6	2	SLOOTEN	42.458	99	CAMPEN	42.890	7	KEHRMANN	25.865	6	7	KEHRMANN	1:51.481	1:51.886	0.405
7	7	KEHRMANN	42.720	7	KEHRMANN	42.896	66	VIRAVONGSA	26.084	7	66	VIRAVONGSA	1:51.514	1:52.289	0.775
8	99	CAMPEN	43.155	66	VIRAVONGSA	43.021	99	CAMPEN	26.192	8	99	CAMPEN	1:52.237	1:52.551	0.314
9	6	ØSTLI	43.219	6	ØSTLI	43.181	6	ØSTLI	26.300	9	6	ØSTLI	1:52.700	1:53.031	0.331
10	19	GOLDSTEIN	43.561	19	GOLDSTEIN	43.426	19	GOLDSTEIN	26.414	10	19	GOLDSTEIN	1:53.401	1:53.642	0.241
11	18	KAMENICKY	43.588	14	KEHRER	43.450	18	KAMENICKY	26.652	11	14	KEHRER	1:54.012	1:54.138	0.126
12	14	KEHRER	43.798	21	PAS	43.595	14	KEHRER	26.764	12	21	PAS	1:54.423	1:54.570	0.147
13	89	LEGALLE	43.861	89	LEGALLE	43.625	33	GERRITSEN	26.813	13	89	LEGALLE	1:54.462	1:55.061	0.599
14	21	PAS	43.967	33	GERRITSEN	43.666	13	KAMENICKY	26.857	14	33	GERRITSEN	1:54.589	1:54.919	0.330
15	33	GERRITSEN	44.110	30	DE BOER	44.023	21	PAS	26.861	15	18	KAMENICKY	1:54.749	1:54.974	0.225
16	13	KAMENICKY	44.138	13	KAMENICKY	44.287	89	LEGALLE	26.976	16	30	DE BOER	1:55.256	1:55.332	0.076
17	30	DE BOER	44.232	18	KAMENICKY	44.509	30	DE BOER	27.001	17	13	KAMENICKY	1:55.282	1:56.972	1.690
18	42	HOBSON	44.361	42	HOBSON	44.677	42	HOBSON	27.195	18	42	HOBSON	1:56.233	1:56.448	0.215
19	24	MICHEL	45.152	38	PAVLICEK	45.303	40	WILHELM	27.708	19	24	MICHEL	1:58.865	1:59.003	0.138
20	36	VERMEULEN	45.371	40	WILHELM	45.427	36	VERMEULEN	27.737	20	40	WILHELM	1:59.070	1:59.615	0.545
21	38	PAVLICEK	45.874	24	MICHEL	45.573	38	PAVLICEK	27.897	21	38	PAVLICEK	1:59.074	1:59.247	0.173
22	40	WILHELM	45.935	36	VERMEULEN	46.102	24	MICHEL	28.140	22	36	VERMEULEN	1:59.210	1:59.210	0.000
23	96	SCHOUREN	46.645	96	SCHOUREN	47.021	96	SCHOUREN	29.006	23	96	SCHOUREN	2:02.672	2:02.672	0.000
24	37	PFEIFER	47.212	37	PFEIFER	47.375	85	BAKKER	29.071	24	37	PFEIFER	2:03.743	2:03.848	0.105
25	85	BAKKER	47.806	85	BAKKER	47.798	37	PFEIFER	29.156	25	85	BAKKER	2:04.675		
26	32	SVOBODA	49.260	32	SVOBODA	48.771	32	SVOBODA	29.739	26	32	SVOBODA	2:07.770	2:08.078	0.308
27	70	OOMEN	49.667	8	VAN BUITEN	49.649	70	OOMEN	30.171	27	70	OOMEN	2:09.969	2:10.336	0.367
28	63	LOHRENGEL	49.949	70	OOMEN	50.131	63	LOHRENGEL	31.591	28	63	LOHRENGEL	2:11.754	2:12.737	0.983
29	8	VAN BUITEN		63	LOHRENGEL	50.214	8	VAN BUITEN		29	8	VAN BUITEN			
												<b>Perfect Lap</b>	<b>1:47.997</b>		

Weather / Track : Bright / Dry

Assen  
Circuit Length = 2.8223 miles  
Start: 14:49 End: 15:13

# MCRCB BULLETIN TK134

## UEM Supermono Cup RACE 4 - CLASSIFICATION

POS	NO	CL	NAME	ENTRY	LAPS	TIME	GAP	DIFF	MPH	BEST	ON
1	11		Mike VELTHUIJZEN	Yamaha 780 -	12	22:10.228			91.65	1:49.173	12
2	1		Alexander VAN DIJK	Over Yamaha 720 -	12	22:10.278	0.050	0.050	91.65	1:48.977	12
3	45		Stefan MEINERS	Rotax 450 -	12	22:10.458	0.230	0.180	91.63	1:48.860	10
4	2		Brian SLOOTEN	Bakker DRZ 450 -	12	22:10.730	0.502	0.272	91.62	1:48.891	11
5	3		Josef FRAUENSCHUH	KTM 750 - Rox-Energy Headstart MSV Domerberg F	12	22:16.479	6.251	5.749	91.22	1:50.057	4
6	99		Michel CAMPEN	Bakker 720 -	12	22:45.588	35.360	29.109	89.28	1:52.035	8
7	7		Manfred KEHRMANN	BMW 720 -	12	22:49.643	39.415	4.055	89.01	1:50.633	11
8	6		Allan ØSTLI	Ducati 560 - JSB Racing Denmark	12	22:49.859	39.631	0.216	89.00	1:52.495	11
9	19		Perry GOLDSTEIN	KTM 690 - Hyside KTM	12	22:50.319	40.091	0.460	88.97	1:52.813	12
10	21		Roy PAS	KTM -	12	23:10.151	59.923	19.832	87.70	1:54.459	4
11	89		David LEGALLE	BMW 720 - BMW / AFAM Rings / Boxer Passion	12	23:24.392	1:14.164	14.241	86.81	1:54.852	8
12	18		Libor KAMENICKY	Jawa 624 - H.L.M. Racing Team	12	23:25.837	1:15.609	1.445	86.72	1:55.483	12
13	14		Johannes KEHRER	MZ 720 - Kehrer Racing Team	12	23:34.913	1:24.685	9.076	86.16	1:54.881	8
14	36		Jeffrey VERMEULEN	Yamaha 720 -	12	23:39.691	1:29.463	4.778	85.87	1:56.546	8
15	13		Martin KAMENICKY	Jawa 624 -	12	23:44.181	1:33.953	4.490	85.60	1:56.602	6
16	42		James HOBSON	Honda - Two 4 Motorsport	12	23:49.735	1:39.507	5.554	85.27	1:57.114	11
17	30		Bob DE BOER	Yamaha 686 - ABC Hekwerk	12	23:51.100	1:40.872	1.365	85.19	1:57.350	11
18	40		Mario WILHELM	MUZ 660 -	12	24:05.468	1:55.240	14.368	84.34	1:58.799	6
19	24		Alexander MICHEL	MUZ 720 - Motor Michel Racing Team	12	24:06.636	1:56.408	1.168	84.27	1:57.925	4
20	37		Lutz PFEIFER	Bimota 650 -	11	23:05.264	1 lap	1 lap	80.67	2:04.108	5
21	32		Josef SVOBODA	Husaberg -	11	23:47.410	1 lap	42.146	78.29	2:05.761	11
22	96		Frank SCHOUREN	Suzuki DR 750 - RCB	11	23:49.364	1 lap	1.954	78.18	2:05.884	8
23	63		Kai-Uwe LOHRENGEL	Yamaha 686 - Dieter Sanhex	10	23:13.756	2 laps	1 lap	72.89	2:15.778	9

### NOT CLASSIFIED

DNF	38		Jan PAVLICEK	Honda 450 -	4	8:14.694	8 laps	6 laps	82.15	1:59.646	3
DNF	33		Niels GERRITSEN	Yamaha 686 - Han Automotive / Camperpoint	1	2:06.838	11 laps	3 laps	80.10		
DNF	8		Sjoerd VAN BUITEN	Ducati 560 -	0						
DNF	65		Piet LAAN	Suzuki DR 750 -	0						
DNF	66		Michael VIRAVONGSA	Rotax 450 - Team Jems Racing	0						

### FASTEST LAP

45			Stefan MEINERS	Rotax 450 -	10	1:48.860		93.33 mph		150.20 kph	
----	--	--	----------------	-------------	----	----------	--	-----------	--	------------	--

Weather / Track : Bright / Dry

These results are provisional until the conclusion of any judicial and technical matters.

Assen

Circuit Length = 2.8223 miles

Start: 18:11 End: 18:36

Race Director :	Stewards :	Timekeeper :
-----------------	------------	--------------

**MCRCB BULLETIN TK135**

**UEM Supermono Cup  
RACE 4 - LAP CHART**

Lap 1			Lap 2			Lap 3			Lap 4			Lap 5		
No	Behind	Laptime	No	Behind	Laptime	No	Behind	Laptime	No	Behind	Laptime	No	Behind	Laptime
11		1:57.383	11		1:51.422	11		1:51.058	11		1:50.384	3		1:50.699
1	0.239	1:57.622	3	0.582	1:51.728	3	0.465	1:50.941	3	0.138	1:50.057	11	0.451	1:51.288
3	0.276	1:57.659	45	1.177	1:51.885	1	0.702	1:50.513	1	0.579	1:50.261	1	0.630	1:50.888
45	0.714	1:58.097	1	1.247	1:52.430	45	1.185	1:51.066	45	0.912	1:50.111	45	1.089	1:51.014
19	2.669	2:00.052	2	2.964	1:51.612	2	2.351	1:50.445	2	1.668	1:49.701	2	1.330	1:50.499
2	2.774	2:00.157	19	5.835	1:54.588	19	8.740	1:53.963	19	12.371	1:54.015	6	15.686	1:53.974
6	5.093	2:02.476	6	7.348	1:53.677	6	9.459	1:53.169	6	12.549	1:53.474	19	16.187	1:54.653
99	5.843	2:03.226	99	7.851	1:53.430	99	9.807	1:53.014	99	13.018	1:53.595	99	16.246	1:54.065
21	5.953	2:03.336	21	10.396	1:55.865	21	14.096	1:54.758	21	18.171	1:54.459	21	21.971	1:54.637
18	7.161	2:04.544	18	11.952	1:56.213	18	17.465	1:56.571	7	24.255	1:53.855	7	25.977	1:52.559
13	9.173	2:06.556	89	15.630	1:57.652	7	20.784	1:54.217	18	24.653	1:57.572	18	30.868	1:57.052
89	9.400	2:06.783	13	16.536	1:58.785	89	21.668	1:57.096	89	28.042	1:56.758	89	32.996	1:55.791
33	9.455	2:06.838	7	17.625	1:54.874	13	23.043	1:57.565	13	30.073	1:57.414	13	36.166	1:56.930
36	10.364	2:07.747	36	18.236	1:59.294	36	25.158	1:57.980	36	32.577	1:57.803	36	39.335	1:57.595
24	12.756	2:10.139	40	21.890	2:00.206	14	29.633	1:57.275	14	36.930	1:57.681	14	42.448	1:56.355
40	13.106	2:10.489	30	23.074	2:01.217	40	30.316	1:59.484	30	38.619	1:58.149	30	45.833	1:58.051
30	13.279	2:10.662	14	23.416	2:00.927	30	30.854	1:58.838	40	39.069	1:59.137	42	46.822	1:58.084
42	13.695	2:11.078	42	23.723	2:01.450	42	31.862	1:59.197	42	39.575	1:58.097	24	47.404	1:58.441
14	13.911	2:11.294	24	23.956	2:02.622	24	32.259	1:59.361	24	39.800	1:57.925	40	47.832	1:59.600
7	14.173	2:11.556	38	24.319	2:00.976	38	32.907	1:59.646	38	44.447	2:01.924	37	1:13.714	2:04.108
38	14.765	2:12.148	37	32.728	2:06.593	37	46.595	2:04.925	37	1:00.443	2:04.232	32	1:42.336	2:08.626
37	17.557	2:14.940	32	43.892	2:12.103	32	1:04.615	2:11.781	32	1:24.547	2:10.316	96	1:43.530	2:08.942
32	23.211	2:20.594	96	45.645	2:12.066	96	1:05.819	2:11.232	96	1:25.425	2:09.990			
96	25.001	2:22.384	63	54.774	2:16.199	63	1:20.030	2:16.314	63	1:47.219	2:17.573			
63	29.997	2:27.380												

Weather / Track : Bright / Dry

Assen  
Circuit Length = 2.8223 miles  
Start: 18:11 End: 18:36

# MCRCB BULLETIN TK135

## UEM Supermono Cup RACE 4 - LAP CHART

Lap 6			Lap 7			Lap 8			Lap 9			Lap 10		
No	Behind	Laptime	No	Behind	Laptime	No	Behind	Laptime	No	Behind	Laptime	No	Behind	Laptime
3		1:51.632	11		1:50.112	11		1:49.448	11		1:49.779	11		1:49.355
11	0.009	1:51.190	3	0.711	1:50.832	1	0.897	1:49.398	1	0.214	1:49.096	1	0.250	1:49.391
1	0.433	1:51.435	1	0.947	1:50.635	3	1.632	1:50.369	45	1.464	1:49.360	45	0.969	1:48.860
45	0.481	1:51.024	45	1.336	1:50.976	45	1.883	1:49.995	2	1.762	1:49.398	2	1.450	1:49.043
2	0.687	1:50.989	2	1.527	1:50.961	2	2.143	1:50.064	3	2.055	1:50.202	3	2.800	1:50.100
99	17.792	1:53.178	32	1 LAP	2:08.374	99	22.471	1:52.035	37	1 LAP	2:04.565	63	2 LAPS	2:18.985
6	18.001	1:53.947	96	1 LAP	2:08.866	32	1 LAP	2:06.033	99	24.882	1:52.190	37	1 LAP	2:04.753
19	18.296	1:53.741	99	19.884	1:52.213	6	25.846	1:53.664	6	28.900	1:52.833	99	28.059	1:52.532
21	26.042	1:55.703	6	21.630	1:53.750	19	26.049	1:53.667	19	29.125	1:52.855	6	33.155	1:53.610
7	26.885	1:52.540	19	21.830	1:53.655	96	1 LAP	2:07.045	7	34.031	1:52.200	19	33.176	1:53.406
63	1 LAP	2:22.653	7	28.587	1:51.823	7	31.610	1:52.471	32	1 LAP	2:06.374	7	36.539	1:51.863
18	36.093	1:56.857	21	30.636	1:54.715	21	35.756	1:54.568	21	42.156	1:56.179	21	47.741	1:54.940
89	36.493	1:55.129	89	43.323	1:56.951	89	48.727	1:54.852	96	1 LAP	2:05.884	32	1 LAP	2:07.302
13	41.136	1:56.602	18	43.618	1:57.646	18	49.991	1:55.821	89	53.995	1:55.047	89	1:00.519	1:55.879
36	44.634	1:56.931	13	49.254	1:58.239	14	57.036	1:54.881	18	56.327	1:56.115	96	1 LAP	2:06.520
14	46.640	1:55.824	14	51.603	1:55.084	13	57.737	1:57.931	14	1:03.151	1:55.894	18	1:02.758	1:55.786
30	51.652	1:57.451	36	51.807	1:57.294	36	58.905	1:56.546	13	1:05.740	1:57.782	14	1:10.264	1:56.468
42	52.327	1:57.137	63	1 LAP	2:20.446	42	1:07.411	1:57.325	36	1:06.087	1:56.961	36	1:13.597	1:56.865
24	54.950	1:59.178	30	59.053	1:57.522	30	1:07.631	1:58.026	42	1:15.750	1:58.118	13	1:14.715	1:58.330
40	54.999	1:58.799	42	59.534	1:57.328	40	1:13.475	1:59.079	30	1:16.125	1:58.273	42	1:23.978	1:57.583
37	1:27.362	2:05.280	40	1:03.844	1:58.966	24	1:14.123	1:59.618	40	1:23.218	1:59.522	30	1:24.199	1:57.429
			24	1:03.953	1:59.124	63	1 LAP	2:18.307	24	1:23.896	1:59.552	24	1:33.260	1:58.719
			37	1:41.997	2:04.756							40	1:33.286	1:59.423

Weather / Track : Bright / Dry

Assen  
Circuit Length = 2.8223 miles  
Start: 18:11 End: 18:36

# MCRCB BULLETIN TK135

## UEM Supermono Cup RACE 4 - LAP CHART

Lap 11			Lap 12		
No	Behind	Laptime	No	Behind	Laptime
11		1:49.636	11		1:49.173
1	0.246	1:49.632	1	0.050	1:48.977
45	0.530	1:49.197	45	0.230	1:48.873
2	0.705	1:48.891	2	0.502	1:48.970
3	3.599	1:50.435	3	6.251	1:51.825
99	32.095	1:53.672	99	35.360	1:52.438
63	2 LAPS	2:15.778	7	39.415	1:51.052
6	36.014	1:52.495	6	39.631	1:52.790
19	36.451	1:52.911	19	40.091	1:52.813
7	37.536	1:50.633	37	1 LAP	2:05.316
37	1 LAP	2:05.796	21	59.923	1:56.063
21	53.033	1:54.928	63	2 LAPS	2:20.121
89	1:06.688	1:55.805	89	1:14.164	1:56.649
18	1:09.299	1:56.177	18	1:15.609	1:55.483
14	1:17.774	1:57.146	14	1:24.685	1:56.084
32	1 LAP	2:10.146	36	1:29.463	1:57.617
96	1 LAP	2:09.004	13	1:33.953	1:58.486
36	1:21.019	1:57.058	32	1 LAP	2:05.761
13	1:24.640	1:59.561	96	1 LAP	2:07.431
42	1:31.456	1:57.114	42	1:39.507	1:57.224
30	1:31.913	1:57.350	30	1:40.872	1:58.132
40	1:43.480	1:59.830	40	1:55.240	2:00.933
24	1:43.620	1:59.996	24	1:56.408	2:01.961

Weather / Track : Bright / Dry

Assen  
Circuit Length = 2.8223 miles  
Start: 18:11 End: 18:36

# MCRCB BULLETIN TK136

## UEM Supermono Cup

### RACE 4 - POSITION CHART

No	Name	Pos	Laps												
			1	2	3	4	5	6	7	8	9	10	11	12	
11	Mike VELTHUIJZEN	1	11	11	11	11	3	3	11	11	11	11	11	11	11
1	Alexander VAN DIJK	2	1	3	3	3	11	11	3	1	1	1	1	1	1
3	Josef FRAUENSCHUH	3	3	45	1	1	1	1	1	3	45	45	45	45	45
45	Stefan MEINERS	4	45	1	45	45	45	45	45	45	2	2	2	2	2
19	Perry GOLDSTEIN	5	19	2	2	2	2	2	2	2	3	3	3	3	3
2	Brian SLOOTEN	6	2	19	19	19	6	99	99	99	99	99	99	99	99
6	Allan ØSTLI	7	6	6	6	6	19	6	6	6	6	6	6	6	7
99	Michel CAMPEN	8	99	99	99	99	99	19	19	19	19	19	19	19	6
21	Roy PAS	9	21	21	21	21	21	21	7	7	7	7	7	7	19
18	Libor KAMENICKY	10	18	18	18	7	7	7	21	21	21	21	21	21	21
13	Martin KAMENICKY	11	13	89	7	18	18	18	89	89	89	89	89	89	89
89	David LEGALLE	12	89	13	89	89	89	89	18	18	18	18	18	18	18
33	Niels GERRITSEN	13	33	7	13	13	13	13	13	14	14	14	14	14	14
36	Jeffrey VERMEULEN	14	36	36	36	36	36	36	14	13	13	36	36	36	36
24	Alexander MICHEL	15	24	40	14	14	14	14	36	36	36	13	13	13	13
40	Mario WILHELM	16	40	30	40	30	30	30	30	42	42	42	42	42	42
30	Bob DE BOER	17	30	14	30	40	42	42	42	30	30	30	30	30	30
42	James HOBSON	18	42	42	42	42	24	24	40	40	40	24	40	40	40
14	Johannes KEHRER	19	14	24	24	24	40	40	24	24	24	40	24	24	24
7	Manfred KEHRMANN	20	7	38	38	38	37	37	37	37	37	37	37	37	37
38	Jan PAVLICEK	21	38	37	37	37	32	32	32	32	32	32	32	32	32
37	Lutz PFEIFER	22	37	32	32	32	96	96	96	96	96	96	96	96	96
32	Josef SVOBODA	23	32	96	96	96	63	63	63	63	63	63	63	63	63
96	Frank SCHOUREN	24	96	63	63	63									
63	Kai-Uwe LOHRENGEL	25	63												

Weather / Track : Bright / Dry

Assen  
 Circuit Length = 2.8223 miles  
 Start: 18:11 End: 18:36



# MCRCB BULLETIN TK137

## UEM Supermono Cup

### RACE 4 - SECTOR ANALYSIS

<b>1</b>	<b>Alexander VAN DIJK</b>												
1-	132.9	43.443	25.959	106.8	1:57.622	7-	42.437	135.6	42.666	25.532	108.9	1:50.635	
2-	43.370	132.6	43.264	25.796	108.6	1:52.430	8-	42.439	133.2	<i>41.708</i>	25.251	107.6	1:49.398
3-	42.358	132.1	42.495	25.660	108.9	1:50.513	9-	41.886	133.7	41.886	25.324	109.4	1:49.096
4-	42.296	132.9	42.500	25.465	108.9	1:50.261	10-	<i>41.800</i>	133.7	42.064	25.527	109.4	1:49.391
5-	42.997	134.8	42.365	25.526	<i>111.0</i>	1:50.888	11-	42.087	134.2	41.941	25.604	108.6	1:49.632
6-	43.210	<i>135.8</i>	42.673	25.552	108.9	1:51.435	12-	41.994	133.7	41.742	<i>25.241</i>	106.5	<b>1:48.977</b>
<b>2</b>	<b>Brian SLOOTEN</b>												
1-	129.3	43.480	26.748	103.4	2:00.157	7-	42.743	130.8	42.441	25.777	109.1	1:50.961	
2-	43.451	126.6	42.592	25.569	108.6	1:51.612	8-	42.564	130.1	41.949	25.551	108.9	1:50.064
3-	42.957	127.1	41.981	25.507	108.6	1:50.445	9-	42.226	130.1	41.870	25.302	109.4	1:49.398
4-	42.614	127.1	41.849	<i>25.238</i>	109.4	1:49.701	10-	42.181	126.6	41.389	25.473	109.4	1:49.043
5-	42.211	132.9	42.446	25.842	110.7	1:50.499	11-	41.996	130.6	<i>41.215</i>	25.680	<i>111.0</i>	<b>1:48.891</b>
6-	42.791	<i>133.2</i>	42.558	25.640	109.7	1:50.989	12-	<i>41.956</i>	129.1	41.650	25.364	110.2	1:48.970
<b>3</b>	<b>Josef FRAUENSCHUH</b> Rox-Energy Headstart MSV Domerberg Fa. Lindhbauer												
1-	132.6	42.917	26.359	111.8	1:57.659	7-	42.358	<i>133.7</i>	42.813	25.661	111.3	1:50.832	
2-	43.100	132.6	42.893	25.735	111.3	1:51.728	8-	42.911	132.9	42.164	<i>25.294</i>	111.8	1:50.369
3-	42.857	131.8	42.547	25.537	112.4	1:50.941	9-	<i>42.150</i>	133.2	42.734	25.318	111.8	1:50.202
4-	42.586	132.4	42.063	25.408	<i>113.3</i>	<b>1:50.057</b>	10-	42.717	132.6	<i>41.766</i>	25.617	110.5	1:50.100
5-	42.862	<i>133.7</i>	42.297	25.540	110.5	1:50.699	11-	42.252	132.9	42.473	25.710	108.3	1:50.435
6-	43.353	131.6	42.572	25.707	108.3	1:51.632	12-	43.005	131.3	42.658	26.162	107.1	1:51.825
<b>6</b>	<b>Allan ØSTLI</b> JSB Racing Denmark												
1-	131.6	44.448	26.750	109.1	2:02.476	7-	43.431	<i>132.6</i>	43.410	26.909	106.0	1:53.750	
2-	43.703	131.6	43.521	26.453	109.4	1:53.677	8-	43.064	130.8	43.559	27.041	107.8	1:53.664
3-	43.181	131.3	43.708	26.280	109.1	1:53.169	9-	43.026	131.1	43.415	26.392	108.3	1:52.833
4-	43.247	131.1	43.629	26.598	109.1	1:53.474	10-	43.727	131.6	43.686	<i>26.197</i>	<i>109.7</i>	1:53.610
5-	43.575	130.8	43.785	26.614	109.4	1:53.974	11-	<i>42.758</i>	130.1	<i>43.274</i>	26.463	109.1	<b>1:52.495</b>
6-	43.346	130.6	43.680	26.921	108.9	1:53.947	12-	43.180	130.1	43.327	26.283	<i>109.7</i>	1:52.790
<b>7</b>	<b>Manfred KEHRMANN</b>												
1-	130.3	45.226	27.788	110.2	2:11.556	7-	42.670	131.1	43.115	26.038	110.7	1:51.823	
2-	44.638	131.6	43.852	26.384	111.3	1:54.874	8-	43.288	129.8	43.064	26.119	110.2	1:52.471
3-	43.807	130.1	43.940	26.470	109.4	1:54.217	9-	42.837	130.8	43.496	25.867	110.7	1:52.200
4-	43.073	131.8	43.656	27.126	109.1	1:53.855	10-	42.911	130.3	43.145	25.807	110.5	1:51.863
5-	42.765	130.1	43.443	26.351	108.9	1:52.559	11-	42.506	131.3	<i>42.590</i>	<i>25.537</i>	<i>111.6</i>	<b>1:50.633</b>
6-	42.958	130.8	43.358	26.224	109.9	1:52.540	12-	<i>42.370</i>	<i>133.4</i>	42.761	25.921	110.5	1:51.052
<b>8</b>	<b>Sjoerd VAN BUITEN</b>												
<b>11</b>	<b>Mike VELTHUIJZEN</b>												
1-	134.2	43.222	26.203	110.5	1:57.383	7-	41.688	134.8	42.760	25.664	112.4	1:50.112	
2-	42.768	134.8	42.809	25.845	111.3	1:51.422	8-	41.719	134.2	42.326	25.403	111.6	1:49.448
3-	42.744	134.2	42.668	25.646	111.8	1:51.058	9-	<i>41.677</i>	134.2	42.655	25.447	111.3	1:49.779
4-	42.198	133.9	42.510	25.676	111.3	1:50.384	10-	41.779	132.9	42.206	<i>25.370</i>	110.2	1:49.355
5-	42.855	134.5	42.868	25.565	<i>112.7</i>	1:51.288	11-	41.972	133.4	42.218	25.446	112.4	1:49.636
6-	43.170	<i>137.0</i>	42.562	25.458	111.3	1:51.190	12-	41.688	133.4	<i>41.910</i>	25.575	111.0	<b>1:49.173</b>
<b>13</b>	<b>Martin KAMENICKY</b>												
1-	<i>124.3</i>	45.589	28.105	99.5	2:06.556	7-	45.229	120.9	45.402	27.608	103.1	1:58.239	
2-	45.723	124.0	45.477	27.585	<i>104.8</i>	1:58.785	8-	45.372	121.6	44.940	27.619	103.8	1:57.931
3-	45.057	123.8	45.215	27.293	104.6	1:57.565	9-	45.025	121.6	45.281	27.476	103.6	1:57.782
4-	45.152	121.4	44.914	27.348	104.1	1:57.414	10-	45.681	122.9	45.223	27.426	104.1	1:58.330
5-	<i>44.917</i>	121.8	44.904	27.109	104.1	1:56.930	11-	45.535	120.7	46.328	27.698	103.1	1:59.561
6-	44.943	121.6	<i>44.680</i>	<i>26.979</i>	104.3	<b>1:56.602</b>	12-	45.411	122.5	45.290	27.785	103.1	1:58.486
<b>14</b>	<b>Johannes KEHRER</b> Kehrer Racing Team												
1-	122.0	46.676	28.412	104.3	2:11.294	7-	<i>43.997</i>	124.5	43.699	27.388	103.8	1:55.084	

Weather / Track : Bright / Dry

Assen  
Circuit Length = 2.8223 miles  
Start: 18:11 End: 18:36

# MCRCB BULLETIN TK137

## UEM Supermono Cup

### RACE 4 - SECTOR ANALYSIS

2-	47.228	123.8	46.094	27.605	102.2	2:00.927	8-	44.514	124.3	<b>43.582</b>	<b>26.785</b>	103.1	<b>1:54.881</b>
3-	45.229	<b>124.7</b>	44.833	27.213	103.1	1:57.275	9-	44.452	123.4	44.563	26.879	103.1	1:55.894
4-	45.308	122.5	44.852	27.521	98.4	1:57.681	10-	44.614	124.0	44.903	26.951	103.8	1:56.468
5-	44.910	123.6	44.313	27.132	102.7	1:56.355	11-	45.194	122.2	44.253	27.699	103.4	1:57.146
6-	44.774	123.4	43.758	27.292	<b>104.6</b>	1:55.824	12-	44.766	123.6	43.984	27.334	100.6	1:56.084
<b>18</b>	<b>Libor KAMENICKY</b>			<b>H.L.M. Racing Team</b>									
1-		<b>129.6</b>	45.605	27.251	106.5	2:04.544	7-	44.483	125.4	46.222	26.941	105.5	1:57.646
2-	44.173	127.8	44.831	27.209	106.3	1:56.213	8-	44.343	125.9	44.711	<b>26.767</b>	<b>106.8</b>	1:55.821
3-	44.229	126.9	45.037	27.305	105.8	1:56.571	9-	44.141	126.9	44.947	27.027	106.0	1:56.115
4-	44.718	125.2	45.220	27.634	105.8	1:57.572	10-	44.091	126.1	44.579	27.116	105.8	1:55.786
5-	44.235	127.3	45.336	27.481	105.3	1:57.052	11-	44.766	126.1	<b>44.528</b>	26.883	106.5	1:56.177
6-	44.416	126.1	45.298	27.143	105.5	1:56.857	12-	<b>43.957</b>	127.3	44.755	26.771	<b>106.8</b>	<b>1:55.483</b>
<b>19</b>	<b>Perry GOLDSTEIN</b>			<b>Hyside KTM</b>									
1-		130.1	43.591	26.877	104.6	2:00.052	7-	43.316	131.8	43.752	26.587	105.1	1:53.655
2-	44.290	127.6	43.445	26.853	105.5	1:54.588	8-	43.099	129.8	43.435	27.133	108.1	1:53.667
3-	43.402	126.6	44.037	26.524	108.1	1:53.963	9-	43.136	127.8	43.262	26.457	<b>108.6</b>	1:52.855
4-	43.558	127.1	43.765	26.692	106.8	1:54.015	10-	43.277	127.6	43.560	26.569	103.6	1:53.406
5-	43.843	<b>132.1</b>	43.779	27.031	106.5	1:54.653	11-	43.200	128.1	<b>42.947</b>	26.764	106.8	1:52.911
6-	43.691	131.6	43.318	26.732	107.8	1:53.741	12-	<b>43.063</b>	129.3	43.444	<b>26.306</b>	108.3	<b>1:52.813</b>
<b>21</b>	<b>Roy PAS</b>												
1-		<b>130.3</b>	45.405	27.774	<b>107.1</b>	2:03.336	7-	43.627	124.5	44.103	26.985	103.4	1:54.715
2-	44.371	126.6	44.340	27.154	105.5	1:55.865	8-	<b>43.591</b>	124.5	44.003	26.974	104.8	1:54.568
3-	43.997	125.4	43.692	27.069	105.1	1:54.758	9-	44.120	123.1	43.962	28.097	101.0	1:56.179
4-	43.887	125.2	43.657	<b>26.915</b>	105.5	<b>1:54.459</b>	10-	43.821	123.4	44.067	27.052	104.6	1:54.940
5-	43.730	124.5	43.812	27.095	105.5	1:54.637	11-	43.927	122.9	43.751	27.250	104.3	1:54.928
6-	43.609	124.3	<b>43.654</b>	28.440	102.0	1:55.703	12-	43.712	122.9	43.986	28.365	104.3	1:56.063
<b>24</b>	<b>Alexander MICHEL</b>			<b>Motor Michel Racing Team</b>									
1-		121.8	46.949	28.780	103.4	2:10.139	7-	45.532	121.1	45.488	28.104	<b>105.8</b>	1:59.124
2-	48.139	121.6	46.136	28.347	105.3	2:02.622	8-	46.245	115.5	45.540	27.833	102.9	1:59.618
3-	45.650	123.1	45.603	28.108	104.8	1:59.361	9-	44.996	120.5	46.041	28.515	103.1	1:59.552
4-	45.192	<b>123.6</b>	45.274	<b>27.459</b>	<b>104.8</b>	<b>1:57.925</b>	10-	<b>44.969</b>	121.4	45.500	28.250	103.4	1:58.719
5-	45.194	122.0	<b>45.105</b>	28.142	104.1	1:58.441	11-	45.329	118.8	45.977	28.690	103.1	1:59.996
6-	45.526	120.5	45.353	28.299	104.1	1:59.178	12-	46.615	116.1	46.476	28.870	86.5	2:01.961
<b>30</b>	<b>Bob DE BOER</b>			<b>ABC Hekwerk</b>									
1-		<b>124.3</b>	47.178	28.443	103.1	2:10.662	7-	44.899	122.2	<b>45.136</b>	27.487	102.9	1:57.522
2-	47.107	123.1	46.213	27.897	104.1	2:01.217	8-	44.835	121.4	45.778	27.413	104.1	1:58.026
3-	45.372	122.9	45.586	27.880	<b>104.3</b>	1:58.838	9-	45.130	122.5	45.415	27.728	101.7	1:58.273
4-	45.331	123.8	45.243	27.575	102.9	1:58.149	10-	44.673	122.7	45.267	27.489	102.9	1:57.429
5-	45.055	122.5	45.231	27.765	102.2	1:58.051	11-	44.854	122.2	45.384	<b>27.112</b>	104.1	<b>1:57.350</b>
6-	<b>44.556</b>	121.1	45.290	27.605	102.7	1:57.451	12-	45.128	123.1	45.276	27.728	100.1	1:58.132
<b>32</b>	<b>Josef SVOBODA</b>												
1-		116.3	50.236	30.749	99.0	2:20.594	7-	48.566	119.0	47.948	29.519	99.5	2:06.033
2-	51.774	119.2	49.499	30.830	98.6	2:12.103	8-	<b>48.150</b>	<b>119.6</b>	48.118	30.106	99.0	2:06.374
3-	51.757	117.5	49.550	30.474	97.5	2:11.781	9-	48.451	118.1	48.902	29.949	99.5	2:07.302
4-	50.712	<b>119.6</b>	48.856	30.748	98.2	2:10.316	10-	50.191	117.1	49.173	30.782	<b>100.1</b>	2:10.146
5-	49.487	118.8	49.230	29.909	99.3	2:08.626	11-	48.564	<b>119.6</b>	<b>47.856</b>	<b>29.341</b>	99.7	<b>2:05.761</b>
6-	48.621	119.2	49.585	30.168	98.6	2:08.374							
<b>33</b>	<b>Niels GERRITSEN</b>			<b>Han Automotive / Camperpoint</b>									
1-		118.6	<b>45.886</b>	<b>27.959</b>	<b>95.1</b>	2:06.838							
<b>36</b>	<b>Jeffrey VERMEULEN</b>												
1-		<b>128.8</b>	46.333	27.658	105.5	2:07.747	7-	44.491	126.1	44.803	28.000	106.0	1:57.294
2-	45.387	128.3	46.055	27.852	<b>106.3</b>	1:59.294	8-	44.636	127.8	44.670	27.240	105.8	<b>1:56.546</b>
3-	45.174	126.4	45.310	27.496	104.6	1:57.980	9-	44.381	126.4	45.032	27.548	104.3	1:56.961
4-	44.836	126.6	45.434	27.533	106.0	1:57.803	10-	45.058	125.2	<b>44.615</b>	<b>27.192</b>	105.3	1:56.865

Weather / Track : Bright / Dry

Assen  
Circuit Length = 2.8223 miles  
Start: 18:11 End: 18:36

# MCRCB BULLETIN TK137

## UEM Supermono Cup

### RACE 4 - SECTOR ANALYSIS

5-	44.755	126.1	45.316	27.524	104.8	1:57.595	11-	<b>44.311</b>	125.2	44.992	27.755	105.8	1:57.058
6-	44.612	125.9	44.810	27.509	105.3	1:56.931	12-	44.550	125.7	45.540	27.527	102.4	1:57.617
<b>37</b>	<b>Lutz PFEIFER</b>												
1-		<b>121.6</b>	49.187	29.431	99.3	2:14.940	7-	47.386	116.1	47.750	29.620	101.7	2:04.756
2-	48.413	118.4	48.526	29.654	101.0	2:06.593	8-	<b>47.261</b>	114.3	48.066	29.238	102.9	2:04.565
3-	47.584	117.9	48.021	29.320	101.5	2:04.925	9-	47.468	118.1	48.122	<b>29.163</b>	102.0	2:04.753
4-	47.355	117.9	47.614	29.263	<b>103.1</b>	2:04.232	10-	47.732	116.5	48.324	29.740	102.2	2:05.796
5-	47.351	118.1	<b>47.556</b>	29.201	102.9	<b>2:04.108</b>	11-	47.555	116.3	48.260	29.501	101.7	2:05.316
6-	47.310	117.1	48.650	29.320	102.0	2:05.280							
<b>38</b>	<b>Jan PAVLICEK</b>												
1-		117.3	47.056	28.609	101.0	2:12.148	3-	<b>45.988</b>	122.2	<b>45.567</b>	28.091	101.5	<b>1:59.646</b>
2-	46.698	<b>122.9</b>	46.237	<b>28.041</b>	<b>102.0</b>	2:00.976	4-	46.136	118.8	47.251	28.537	100.6	2:01.924
<b>40</b>	<b>Mario WILHELM</b>												
1-		115.1	46.844	28.105	98.2	2:10.489	7-	46.381	114.7	<b>44.837</b>	27.748	97.5	1:58.966
2-	46.564	113.9	45.681	27.961	97.3	2:00.206	8-	46.107	113.4	45.286	27.686	96.9	1:59.079
3-	45.854	113.4	45.782	27.848	97.1	1:59.484	9-	<b>45.643</b>	113.4	45.937	27.942	96.5	1:59.522
4-	45.870	114.5	45.544	27.723	97.1	1:59.137	10-	45.772	112.6	45.636	28.015	95.9	1:59.423
5-	45.873	114.1	46.107	<b>27.620</b>	<b>98.8</b>	1:59.600	11-	46.030	114.1	45.452	28.348	95.5	1:59.830
6-	45.710	<b>115.9</b>	45.262	27.827	95.9	<b>1:58.799</b>	12-	47.283	114.9	45.808	27.842	97.1	2:00.933
<b>42</b>	<b>James HOBSON</b> Two 4 Motorsport												
1-		<b>123.1</b>	46.996	28.389	102.2	2:11.078	7-	44.728	122.5	44.797	27.803	102.4	1:57.328
2-	47.112	122.7	46.108	28.230	<b>103.8</b>	2:01.450	8-	44.728	121.6	45.195	27.402	101.5	1:57.325
3-	45.666	122.7	45.717	27.814	102.2	1:59.197	9-	45.174	120.7	45.339	27.605	101.3	1:58.118
4-	45.302	121.8	45.269	27.526	102.9	1:58.097	10-	44.932	120.3	45.160	27.491	101.5	1:57.583
5-	45.221	121.6	45.225	27.638	101.5	1:58.084	11-	44.924	120.7	<b>44.769</b>	27.421	102.4	<b>1:57.114</b>
6-	<b>44.626</b>	121.6	45.185	<b>27.326</b>	103.1	1:57.137	12-	44.684	121.6	45.012	27.528	101.0	1:57.224
<b>45</b>	<b>Stefan MEINERS</b>												
1-		130.3	43.110	26.072	108.6	1:58.097	7-	42.309	130.1	42.976	25.691	108.9	1:50.976
2-	42.869	131.1	43.053	25.963	107.8	1:51.885	8-	42.407	128.3	42.157	25.431	109.9	1:49.995
3-	43.201	129.6	42.120	25.745	108.9	1:51.066	9-	41.734	128.6	42.231	25.395	109.1	1:49.360
4-	42.491	130.6	42.112	25.508	109.9	1:50.111	10-	<b>41.556</b>	127.8	41.800	25.504	109.9	<b>1:48.860</b>
5-	42.843	<b>131.3</b>	42.395	25.776	109.7	1:51.014	11-	41.867	129.6	41.520	25.810	<b>110.5</b>	1:49.197
6-	42.481	130.8	42.818	25.725	105.8	1:51.024	12-	42.087	128.6	<b>41.463</b>	<b>25.323</b>	109.7	1:48.873
<b>63</b>	<b>Kai-Uwe LOHRENGEL</b> Dieter Sanchex												
1-		107.2	52.574	32.950	87.6	2:27.380	6-	51.500	106.7	53.653	35.293	86.5	2:20.446
2-	51.054	106.9	52.402	32.743	<b>89.2</b>	2:16.199	7-	53.079	102.1	52.428	32.800	88.5	2:18.307
3-	51.101	107.2	51.774	33.439	88.2	2:16.314	8-	<b>50.990</b>	105.8	<b>51.529</b>	36.466	85.2	2:18.985
4-	51.823	105.2	52.401	33.349	<b>89.2</b>	2:17.573	9-	51.683	<b>107.7</b>	51.603	<b>32.492</b>	88.0	<b>2:15.778</b>
5-	53.029	<b>107.7</b>	53.817	35.807	85.0	2:22.653	10-	53.872	89.7	52.313	33.936	87.1	2:20.121
<b>65</b>	<b>Piet LAAN</b>												
<b>66</b>	<b>Michael VIRAVONGSA</b> Team Jems Racing												
<b>89</b>	<b>David LEGALLE</b> BMW / AFAM Rings / Boxer Passion												
1-		123.6	45.825	27.518	104.1	2:06.783	7-	44.668	<b>124.0</b>	45.122	27.161	104.1	1:56.951
2-	44.837	122.0	45.317	27.498	106.0	1:57.652	8-	44.332	122.0	<b>43.617</b>	<b>26.903</b>	105.5	<b>1:54.852</b>
3-	44.740	122.5	44.776	27.580	104.8	1:57.096	9-	<b>44.199</b>	122.5	43.862	26.986	105.8	1:55.047
4-	44.752	122.0	44.516	27.490	105.8	1:56.758	10-	44.665	121.4	44.035	27.179	105.3	1:55.879
5-	44.397	122.5	44.211	27.183	105.3	1:55.791	11-	44.370	122.2	44.193	27.242	103.6	1:55.805
6-	44.319	122.7	43.892	26.918	<b>106.8</b>	1:55.129	12-	44.753	123.1	44.341	27.555	102.9	1:56.649
<b>96</b>	<b>Frank SCHOUREN</b> RCB												
1-		110.9	50.647	31.172	<b>97.1</b>	2:22.384	7-	47.792	112.8	48.096	31.157	96.1	2:07.045

Weather / Track : Bright / Dry

Assen  
Circuit Length = 2.8223 miles  
Start: 18:11 End: 18:36

# MCRCB BULLETIN TK137

## UEM Supermono Cup

### RACE 4 - SECTOR ANALYSIS

2 -	51.032	112.4	50.466	30.568	95.3	2:12.066	8 -	48.028	112.0	<i>47.867</i>	<i>29.989</i>	95.3	<b>2:05.884</b>
3 -	50.561	111.3	49.896	30.775	91.2	2:11.232	9 -	48.008	105.5	48.107	30.405	89.9	2:06.520
4 -	50.274	<i>115.5</i>	49.297	30.419	95.5	2:09.990	10 -	49.357	105.7	49.054	30.593	96.9	2:09.004
5 -	49.565	113.4	48.714	30.663	92.5	2:08.942	11 -	<i>47.495</i>	107.5	49.436	30.500	89.6	2:07.431
6 -	49.287	105.8	49.256	30.323	93.7	2:08.866							
<b>99</b>	<b>Michel CAMPEN</b>												
1 -		131.1	44.868	27.176	107.6	2:03.226	7 -	43.194	129.3	<i>42.723</i>	26.296	108.3	1:52.213
2 -	43.527	131.6	43.403	26.500	<i>108.9</i>	1:53.430	8 -	43.245	128.8	42.805	<i>25.985</i>	108.1	<b>1:52.035</b>
3 -	43.188	131.6	43.384	26.442	<i>108.9</i>	1:53.014	9 -	<i>43.060</i>	128.3	42.855	26.275	108.1	1:52.190
4 -	43.366	<i>131.8</i>	43.385	26.844	108.3	1:53.595	10 -	43.138	128.6	43.135	26.259	108.1	1:52.532
5 -	43.660	131.6	43.571	26.834	107.3	1:54.065	11 -	43.113	128.3	43.581	26.978	105.3	1:53.672
6 -	43.119	131.3	43.566	26.493	107.6	1:53.178	12 -	43.271	129.3	42.804	26.363	105.8	1:52.438

Weather / Track : Bright / Dry

Assen  
Circuit Length = 2.8223 miles  
Start: 18:11 End: 18:36

# MCRCB BULLETIN TK138

## UEM Supermono Cup

### RACE 4 - SPEED TRAPS

SECTOR 1				SECTOR 2			FINISH LINE		
POS	NO	NAME	MPH	NO	NAME	MPH	NO	NAME	MPH
1	11	Mike VELTHUIJZEN	137.0				3	Josef FRAUENSCHUH	113.3
2	1	Alexander VAN DIJK	135.8				11	Mike VELTHUIJZEN	112.7
3	3	Josef FRAUENSCHUH	133.7				7	Manfred KEHRMANN	111.6
4	7	Manfred KEHRMANN	133.4				1	Alexander VAN DIJK	111.0
5	2	Brian SLOOTEN	133.2				2	Brian SLOOTEN	111.0
6	6	Allan ØSTLI	132.6				45	Stefan MEINERS	110.5
7	19	Perry GOLDSTEIN	132.1				6	Allan ØSTLI	109.7
8	99	Michel CAMPEN	131.8				99	Michel CAMPEN	108.9
9	45	Stefan MEINERS	131.3				19	Perry GOLDSTEIN	108.6
10	21	Roy PAS	130.3				21	Roy PAS	107.1
11	18	Libor KAMENICKY	129.6				18	Libor KAMENICKY	106.8
12	36	Jeffrey VERMEULEN	128.8				89	David LEGALLE	106.8
13	14	Johannes KEHRER	124.7				36	Jeffrey VERMEULEN	106.3
14	13	Martin KAMENICKY	124.3				24	Alexander MICHEL	105.8
15	30	Bob DE BOER	124.3				13	Martin KAMENICKY	104.8
16	89	David LEGALLE	124.0				14	Johannes KEHRER	104.6
17	24	Alexander MICHEL	123.6				30	Bob DE BOER	104.3
18	42	James HOBSON	123.1				42	James HOBSON	103.8
19	38	Jan PAVLICEK	122.9				37	Lutz PFEIFER	103.1
20	33	Niels GERRITSEN	121.6				38	Jan PAVLICEK	102.0
21	37	Lutz PFEIFER	121.6				32	Josef SVOBODA	100.1
22	32	Josef SVOBODA	119.6				40	Mario WILHELM	98.8
23	40	Mario WILHELM	115.9				96	Frank SCHOUREN	97.1
24	96	Frank SCHOUREN	115.5				33	Niels GERRITSEN	95.1
25	63	Kai-Uwe LOHRENGEL	107.7				63	Kai-Uwe LOHRENGEL	89.2

Weather / Track : Bright / Dry

Assen  
Circuit Length = 2.8223 miles  
Start: 18:11 End: 18:36

# MCRCB BULLETIN TK139

## UEM Supermono Cup

### RACE 4 - BEST SECTOR TIMES

SECTOR 1			SECTOR 2			SECTOR 3			IDEAL / BEST COMPARISON						
POS	NO	NAME	TIME	NO	NAME	TIME	NO	NAME	TIME	POS	NO	NAME	IDEAL	BEST	DIFF
1	45	MEINERS	41.556	2	SLOOTEN	41.215	2	SLOOTEN	25.238	1	45	MEINERS	1:48.342	1:48.860	0.518
2	11	VELTHUIJZEN	41.677	45	MEINERS	41.463	1	VAN DIJK	25.241	2	2	SLOOTEN	1:48.409	1:48.891	0.482
3	1	VAN DIJK	41.800	1	VAN DIJK	41.708	3	FRAUENSCHUH	25.294	3	1	VAN DIJK	1:48.749	1:48.977	0.228
4	2	SLOOTEN	41.956	3	FRAUENSCHUH	41.766	45	MEINERS	25.323	4	11	VELTHUIJZEN	1:48.957	1:49.173	0.216
5	3	FRAUENSCHUH	42.150	11	VELTHUIJZEN	41.910	11	VELTHUIJZEN	25.370	5	3	FRAUENSCHUH	1:49.210	1:50.057	0.847
6	7	KEHRMANN	42.370	7	KEHRMANN	42.590	7	KEHRMANN	25.537	6	7	KEHRMANN	1:50.497	1:50.633	0.136
7	6	ØSTLI	42.758	99	CAMPEN	42.723	99	CAMPEN	25.985	7	99	CAMPEN	1:51.768	1:52.035	0.267
8	99	CAMPEN	43.060	19	GOLDSTEIN	42.947	6	ØSTLI	26.197	8	6	ØSTLI	1:52.229	1:52.495	0.266
9	19	GOLDSTEIN	43.063	6	ØSTLI	43.274	19	GOLDSTEIN	26.306	9	19	GOLDSTEIN	1:52.316	1:52.813	0.497
10	21	PAS	43.591	14	KEHRER	43.582	18	KAMENICKY	26.767	10	21	PAS	1:54.160	1:54.459	0.299
11	18	KAMENICKY	43.957	89	LEGALLE	43.617	14	KEHRER	26.785	11	14	KEHRER	1:54.364	1:54.881	0.517
12	14	KEHRER	43.997	21	PAS	43.654	89	LEGALLE	26.903	12	89	LEGALLE	1:54.719	1:54.852	0.133
13	89	LEGALLE	44.199	18	KAMENICKY	44.528	21	PAS	26.915	13	18	KAMENICKY	1:55.252	1:55.483	0.231
14	36	VERMEULEN	44.311	36	VERMEULEN	44.615	13	KAMENICKY	26.979	14	36	VERMEULEN	1:56.118	1:56.546	0.428
15	30	DE BOER	44.556	13	KAMENICKY	44.680	30	DE BOER	27.112	15	13	KAMENICKY	1:56.576	1:56.602	0.026
16	42	HOBSON	44.626	42	HOBSON	44.769	36	VERMEULEN	27.192	16	42	HOBSON	1:56.721	1:57.114	0.393
17	13	KAMENICKY	44.917	40	WILHELM	44.837	42	HOBSON	27.326	17	30	DE BOER	1:56.804	1:57.350	0.546
18	24	MICHEL	44.969	24	MICHEL	45.105	24	MICHEL	27.459	18	24	MICHEL	1:57.533	1:57.925	0.392
19	33	GERRITSEN	45.614	30	DE BOER	45.136	40	WILHELM	27.620	19	40	WILHELM	1:58.100	1:58.799	0.699
20	40	WILHELM	45.643	38	PAVLICEK	45.567	33	GERRITSEN	27.959	20	33	GERRITSEN	1:59.459		
21	38	PAVLICEK	45.988	33	GERRITSEN	45.886	38	PAVLICEK	28.041	21	38	PAVLICEK	1:59.596	1:59.646	0.050
22	37	PFEIFER	47.261	37	PFEIFER	47.556	37	PFEIFER	29.163	22	37	PFEIFER	2:03.980	2:04.108	0.128
23	96	SCHOUREN	47.495	32	SVOBODA	47.856	32	SVOBODA	29.341	23	32	SVOBODA	2:05.347	2:05.761	0.414
24	32	SVOBODA	48.150	96	SCHOUREN	47.867	96	SCHOUREN	29.989	24	96	SCHOUREN	2:05.351	2:05.884	0.533
25	63	LOHRENGEL	50.990	63	LOHRENGEL	51.529	63	LOHRENGEL	32.492	25	63	LOHRENGEL	2:15.011	2:15.778	0.767

Perfect Lap	1:48.009
-------------	----------

Weather / Track : Bright / Dry

Assen  
Circuit Length = 2.8223 miles  
Start: 18:11 End: 18:36